

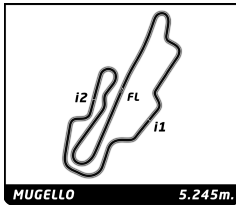
CLASSIC ENDURANCE RACING 1 MUGELLO CLASSIC RACE

Sector Analysis

Personal Best Session Best B Crossing the finish line in pit lane

Lap	D	Time	Sector 1	Sector 2	Sector 3	T. Spd	Elapsed	Lap	D	Time	Sector 1	Sector 2	Sector 3	T. Spd	Elapsed				
8	Chevron B21 1972 1. Romain BELLETESTE P-2L								11	Ford GT40 (C) 1965 1. Frederic WAKEMAN 2. Mike GRANT-PETERKIN GT1									
	1	1	2:18.223	53.619	40.330	44.274				2:18.223	1	1	2:25.451	56.839	42.700	45.912		2:25.451	
	2	1	2:08.068	43.279	39.806	44.983	242.7			4:26.291	2	1	2:11.439	44.637	41.062	45.740	253.5	4:36.890	
	3	1	2:07.444	42.782	39.951	44.711	241.1			6:33.735	3	1	2:11.466	44.241	41.640	45.585	259.0	6:48.356	
	4	1	2:07.181	42.689	40.027	44.465	240.5			8:40.916	4	1	2:09.432	43.992	40.615	44.825	259.6	8:57.788	
	5	1	2:08.564	42.660	40.320	45.584	241.1			10:49.480	5	1	2:10.457	44.433	40.926	45.098	262.8	11:08.245	
	6	1	2:07.006	42.635	39.594	44.777	236.8			12:56.486	6	1	2:10.729	43.756	41.271	45.702	254.1	13:18.974	
	7	1	2:08.048	42.986	40.618	44.444	239.5			15:04.534	7	1	2:10.565	44.186	40.823	45.556	250.0	15:29.539	
	8	1	2:07.793	42.705	40.267	44.821	240.5			17:12.327	8	1	2:14.179	45.191	43.101	45.887	262.8	17:43.718	
	9	1	2:09.925	42.989	40.317	46.619	232.8			19:22.252	9	1	2:36.099	43.636	40.920	1:11.543	261.5	20:19.817	
	10	1	3:55.535	1:12.619	1:11.985	1:30.931	119.2			23:17.787	10	1	3:46.554	1:11.906	1:07.244	1:27.404	86.9	24:06.371	
	11	1	2:52.349	1:21.986	45.659	44.704	74.8			26:10.136	11	1	2:31.980	1:03.512	41.652	46.816	84.6	26:38.351	
	12	1	4:18.871 B	42.613	40.218	2:56.040	236.3			30:29.007	12	1	5:11.914 B	44.151	40.888	3:46.875	255.3	31:50.265	
	13	1	2:45.612	1:04.201	48.097	53.314	148.6			33:14.619	13	2	2:42.288	57.610	49.955	54.723	131.9	34:32.553	
	14	1	3:44.451	1:14.511	1:13.063	1:16.877	94.0			36:59.070	14	2	2:43.365	54.587	47.752	1:01.026	169.8	37:15.918	
	15	1	2:53.244	1:04.603	54.391	54.250	108.4			39:52.314	15	2	2:54.670	1:06.458	57.614	50.598	98.5	40:10.588	
	16	1	2:35.277	53.005	48.317	53.955	173.1			42:27.591	16	2	2:33.092	53.165	46.907	53.020	169.8	42:43.680	
	17	1	2:45.212	52.871	48.356	1:03.985	169.3			45:12.803	17	2	2:44.251	52.822	47.831	1:03.598	172.8	45:27.931	
	18	1	2:56.685	1:01.107	55.928	59.650	132.5			48:09.488	18	2	2:58.354	1:01.394	56.499	1:00.461	133.5	48:26.285	
	19	1	2:08.550	43.844	40.195	44.511	224.1			50:18.038	19	2	2:15.008	45.793	43.124	46.091	215.6	50:41.293	
	20	1	2:09.733	44.364	40.316	45.053	234.3			52:27.771	20	2	2:12.022	44.423	41.712	45.887	252.9	52:53.315	
	21	1	2:08.244	43.051	40.246	44.947	233.3			54:36.015	21	2	2:12.125	45.220	41.295	45.610	265.4	55:05.440	
	22	1	2:09.399	43.893	40.480	45.026	235.3			56:45.414	22	2	2:11.513	44.095	41.221	46.197	259.0	57:16.953	
	23	1	2:09.031	43.288	40.405	45.338	235.3			58:54.445	23	2	2:13.401	45.365	42.225	45.811	243.8	59:30.354	
	24	1	2:08.887	43.692	40.485	44.710	225.9			1:01:03.332	24	2	2:13.957	45.049	42.425	46.483	259.6	1:01:44.311	
25	1	2:09.169	43.374	40.314	45.481	236.8	1:03:12.501	25	2	2:11.840	44.659	41.112	46.069	260.2	1:03:56.151				
10	Chevron B16 1971 1. Franco MEINERS P-2L								13	Porsche 911 Carrera RSR 2.8 1972 1. Oren NATAF 2. Peter GODFROY GT1									
	1	1	2:14.025	51.212	39.167	43.646				2:14.025	1	1	2:51.231	1:12.265	47.103	51.863		2:51.231	
	2	1	2:06.108	43.086	39.515	43.507	244.3			4:20.133	2	1	2:28.475	49.714	46.533	52.228	200.4	5:19.706	
	3	1	2:04.785	42.166	38.911	43.708	242.7			6:24.918	3	1	2:26.722	49.091	46.362	51.269	206.1	7:46.428	
	4	1	2:06.138	42.361	39.991	43.786	241.1			8:31.056	4	1	2:27.039	49.108	46.299	51.632	202.6	10:13.467	
	5	1	2:03.952	41.827	38.398	43.727	240.5			10:35.008	5	1	2:25.770	48.662	45.822	51.286	200.7	12:39.237	
	6	1	2:04.218	42.040	38.375	43.803	238.9			12:39.226	6	1	2:52.415	1:12.392	47.151	52.872	206.5	15:31.652	
	7	1	2:04.844	42.018	38.632	44.194	240.5			14:44.070	7	1	2:31.325	49.680	47.454	54.191	200.4	18:02.977	
	8	1	2:05.818	42.263	38.987	44.568	239.5			16:49.888	8	1	3:03.456	51.548	55.257	1:16.651	184.9	21:06.433	
	9	1	2:07.748	41.805	39.391	46.552	238.9			18:57.636	9	1	3:42.617	1:11.958	1:06.430	1:24.229	98.2	24:49.050	
	10	1	3:12.652	51.504	1:02.171	1:18.977	240.0			22:10.288	10	1	2:35.428	54.296	47.857	53.275	160.7	27:24.478	
	11	1	3:20.493	1:17.205	1:10.607	52.681	89.6			25:30.781	11	1	2:34.965	51.189	49.827	53.949	186.2	29:59.443	
	12	1	2:06.604	42.514	39.487	44.603	236.8			27:37.385	12	1	5:03.822 B	52.310	49.427	3:22.085	185.9	35:03.265	
	13	1	4:24.735 B	42.462	39.044	3:03.229	236.8			32:02.120	13	2	11:42.000 B	1:04.140	52.401	9:45.459	121.2	46:45.265	
	14	1	2:58.173	1:02.077	55.133	1:00.963	160.7			35:00.293	14	1	2:44.129	1:01.779	48.474	53.876	100.7	49:29.394	
	15	1	2:46.193	59.196	50.046	56.951	137.9			37:46.486	15	1	2:30.149	50.706	46.928	52.515	197.1	51:59.543	
	16	1	2:33.290	49.607	51.443	52.240	173.9			40:19.776	16	1	2:29.908	49.740	47.593	52.575	202.2	54:29.451	
	17	1	2:29.411	50.773	46.348	52.290	189.1			42:49.187	17	1	2:31.996	50.469	49.025	52.502	199.6	57:01.447	
	18	1	2:41.510	51.316	49.111	1:01.083	180.6			45:30.697	18	1	2:32.545	52.133	46.913	53.499	193.9	59:33.992	
	19	1	2:58.940	1:02.399	57.580	58.961	127.8			48:29.637	19	1	2:31.940	51.270	47.982	52.688	189.8	1:02:05.932	
	20	1	2:09.884	43.997	40.846	45.041	228.8			50:39.521	20	1	2:30.066	50.598	47.526	51.942	197.1	1:04:35.998	
	21	1	2:06.516	42.483	39.815	44.218	236.8			52:46.037	14	Lola T212 1971 1. Mauro POPONCINI P-2L							
	22	1	2:07.729	43.197	40.365	44.167	238.9			54:53.766		1	1	2:23.923	55.802	41.942	46.179		2:23.923
	23	1	2:09.794	45.002	40.544	44.248	242.2			57:03.560		2	1	2:09.662	43.853	40.501	45.308	238.4	4:33.585
	24	1	2:11.424	45.098	40.926	45.400	231.8			59:14.984		3	1	2:09.374	43.363	40.585	45.426	224.1	6:42.959
25	1	2:09.051	44.890	39.292	44.869	242.2	1:01:24.035												
26	1	2:06.189	43.040	39.605	43.544	236.8	1:03:30.224												





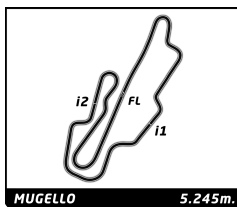
CLASSIC ENDURANCE RACING 1 MUGELLO CLASSIC RACE

Sector Analysis

Personal Best Session Best B Crossing the finish line in pit lane

Lap	D	Time	Sector 1	Sector 2	Sector 3	T. Spd	Elapsed	Lap	D	Time	Sector 1	Sector 2	Sector 3	T. Spd	Elapsed	
20	Porsche 911 Carrera RSR 3.0 1974							GT1	17	1	2:48.466	54.379	48.208	1:05.879	143.0	45:21.330
	1	1	2:56.744	1:01.605	55.744	59.395	140.4		48:18.074							
	19	1	2:11.751	44.735	41.370	45.646	225.5		50:29.825							
	20	1	2:11.964	44.825	40.667	46.472	228.8		52:41.789							
	21	1	2:10.525	44.350	40.549	45.626	228.8		54:52.314							
	22	1	2:09.808	44.382	40.169	45.257	227.8		57:02.122							
	23	1	2:13.047	44.926	41.801	46.320	228.3		59:15.169							
	24	1	2:11.093	45.197	40.541	45.355	232.8		1:01:26.262							
7	2	2:10.372	43.556	41.107	45.709	225.5	15:30.580									
21	De Tomaso Pantera Gr. IV 1975							GT1	1	1	2:25.940	57.304	42.824	45.812		2:25.940
	2	1	2:17.993	46.645	44.046	47.302	242.7		4:43.933							
	3	1	2:13.938	45.540	42.484	45.914	235.8		6:57.871							
	4	1	2:13.243	44.580	42.727	45.936	246.6		9:11.114							
	5	1	2:15.065	44.393	43.814	46.858	250.0		11:26.179							
	6	1	2:14.958	45.070	42.555	47.333	225.0		13:41.137							
	7	1	2:13.891	45.139	42.800	45.952	240.0		15:55.028							
	8	1	2:16.462	45.009	42.391	49.062	248.3		18:11.490							
	9	1	3:02.123	45.768	55.835	1:20.520	240.0		21:13.613							
	10	1	3:41.160	1:12.696	1:07.817	1:20.647	89.8		24:54.773							
	11	1	4:55.492 B	47.319	43.434	3:24.739	213.0		29:50.265							
	12	2	2:29.239	54.809	43.259	51.171	152.5		32:19.504							
	13	2	2:41.974	49.273	52.255	1:00.446	220.4		35:01.478							
	14	2	2:45.881	59.494	49.911	56.476	136.7		37:47.359							
	15	2	2:33.673	50.453	52.012	51.208	170.9		40:21.032							
	16	2	2:29.943	50.968	47.135	51.840	183.4		42:50.975							
	17	2	2:41.048	50.914	48.855	1:01.279	174.8		45:32.023							
	18	2	2:58.108	1:02.506	57.248	58.354	123.7		48:30.131							
	19	2	2:10.420	44.034	41.231	45.155	227.8		50:40.551							
	20	2	2:07.475	42.573	40.491	44.411	252.9		52:48.026							
	21	2	2:06.972	42.421	40.253	44.298	255.3		54:54.998							
	22	2	2:09.056	43.261	41.178	44.617	256.5		57:04.054							
	23	2	2:10.110	43.754	41.191	45.165	243.2		59:14.164							
	24	2	2:10.941	43.882	40.943	46.116	247.7		1:01:25.105							
	25	2	2:07.623	42.849	39.919	44.855	255.3		1:03:32.728							
27	De Tomaso Pantera GTS 1975							GT1	1	1	2:38.413	1:05.609	44.141	48.663		2:38.413
	2	1	2:20.872	48.100	44.085	48.687	221.3		4:59.285							
	3	1	2:20.522	47.755	43.752	49.015	225.0		7:19.807							
	4	1	2:19.537	47.995	43.440	48.102	218.2		9:39.344							
	5	1	2:18.355	45.936	43.752	48.667	236.3		11:57.699							
	6	1	2:22.096	47.367	45.666	49.063	221.8		14:19.795							
	7	1	2:21.825	48.431	43.979	49.415	231.8		16:41.620							
	8	1	2:30.250	49.977	47.613	52.660	224.1		19:11.870							
	9	1	3:17.797	53.780	1:04.920	1:19.097	169.3		22:29.667							
	10	1	3:11.782	1:14.100	1:07.432	50.250	82.7		25:41.449							
	11	1	2:23.438	48.194	45.218	50.026	225.9		28:04.887							
	12	1	5:25.378 B	48.143	46.263	3:50.972	218.2		33:30.265							
	13	2	3:34.750	1:05.964	1:11.715	1:17.071	134.8		37:05.015							
	14	2	2:50.030	1:04.562	52.371	53.097	129.3		39:55.045							
	15	2	2:35.007	53.521	48.032	53.454	174.5		42:30.052							
	16	2	2:46.392	53.162	48.539	1:04.691	159.1		45:16.444							
	17	2	2:55.799	1:01.101	56.147	58.551	123.3		48:12.243							
	18	2	2:11.426	44.707	41.016	45.703			50:23.669							
	19	2	2:12.470	44.946	42.226	45.298	245.5		52:36.139							
	20	2	2:13.241	45.278	42.378	45.585	244.3		54:49.380							
	21	2	2:12.211	45.154	41.217	45.840	246.6		57:01.591							
	22	2	2:11.980	44.645	41.812	45.523	244.9		59:13.571							
	23	2	2:13.942	45.841	42.151	45.950	247.1		1:01:27.513							
	24	2	2:11.952	45.196	41.189	45.567	244.3		1:03:39.465							
33	Lola T70 Mk.3 1967							P+2L	1	1	2:15.322	51.857	39.890	43.575		2:15.322
	2	1	2:06.134	42.843	39.340	43.951	243.8		4:21.456							
	3	1	2:04.521	42.179	39.175	43.167	257.1		6:25.977							
	4	1	2:06.252	42.549	39.951	43.752	249.4		8:32.229							
	5	1	2:06.330	42.638	39.675	44.017	260.9		10:38.559							
	6	1	2:04.338	41.821	39.076	43.441	268.7		12:42.897							
	7	1	2:04.703	42.266	39.107	43.330	266.0		14:47.600							
	8	1	2:04.693	42.288	39.191	43.214	270.0		16:52.293							
	9	1	2:06.934	42.276	39.719	44.939	270.0		18:59.227							
	10	1	3:13.468	52.053	1:03.247	1:18.168	268.0		22:12.695							
	11	1	3:18.844	1:16.313	1:10.463	52.068	88.2		25:31.539							
	12	1	2:06.549	43.453	39.306	43.790	237.9		27:38.088							
	13	1	2:05.768	42.883	39.408	43.477	244.9		29:43.856							
	14	1	4:35.325 B	41.847	39.606	3:13.872	267.3		34:19.181							
	15	1	2:52.435	51.248	47.454	1:13.733	175.3		37:11.616							
	16	1	2:48.474	1:05.445	54.262	48.767	113.9		40:00.090							
	17	1	2:35.314	54.856	47.787	52.671	143.8		42:35.404							
	18	1	2:48.097	53.994	48.472	1:05.631	144.2		45:23.501							
24	Chevron B16 1971							P-2L	1	1	2:39.979	1:09.790	43.162	47.027		2:39.979
	2	1	2:13.678	45.328	42.419	45.931	228.8		4:53.657							
	3	1	2:12.393	44.992	41.606	45.795	228.3		7:06.050							
	4	1	2:11.918	44.719	41.527	45.672	227.4		9:17.968							
	5	1	2:11.010	44.289	40.822	45.899	226.4		11:28.978							
	6	1	2:11.077	43.985	41.377	45.715	225.9		13:40.055							
	7	1	2:10.186	44.291	40.627	45.268	226.4		15:50.241							
	8	1	2:13.586	44.085	40.946	48.555	228.8		18:03.827							
	9	1	2:41.843	44.661	45.187	1:11.995	223.1		20:45.670							
	10	1	3:29.904	1:06.676	57.015	1:26.213	89.3		24:15.574							
	11	1	2:31.515	1:03.986	41.149	46.380	100.2		26:47.089							
	12	1	2:13.266	44.820	41.464	46.982	225.0		29:00.355							
	13	1	4:38.536 B	44.644	41.300	3:12.592	223.6		33:38.891							
	14	1	3:30.581	1:03.492	1:11.772	1:15.317	126.2		37:09.472							
	15	1	2:48.582	1:05.067	53.335	50.180	123.1		39:58.054							
	16	1	2:34.810	54.362	48.693	51.755	161.2		42:32.864							





CLASSIC ENDURANCE RACING 1 MUGELLO CLASSIC RACE

Sector Analysis

Personal Best Session Best B Crossing the finish line in pit lane

Lap	D	Time	Sector 1	Sector 2	Sector 3	T. Spd	Elapsed	Lap	D	Time	Sector 1	Sector 2	Sector 3	T. Spd	Elapsed
18	1	2:48.017	53.895	48.937	1:05.185	158.4	45:24.072	11	1	4:54.995 B	1:03.561	41.596	3:09.838	84.6	29:02.348
19	1	2:57.065	1:01.519	56.124	59.422	123.7	48:21.137	12	1	2:30.682	54.705	42.463	53.514	150.0	31:33.030
20	1	2:09.449	44.169	40.948	44.332	233.8	50:30.586	13	1	2:54.504	1:00.452	55.180	58.872	121.2	34:27.534
21	1	2:07.781	42.043	39.784	45.954	244.9	52:38.367	14	1	2:46.967	57.556	47.655	1:01.756	131.5	37:14.501
22	1	2:07.782	44.435	40.031	43.316	244.3	54:46.149	15	1	2:54.704	1:05.949	57.432	51.323	95.1	40:09.205
23	1	2:03.788	41.585	38.765	43.438	247.7	56:49.937	16	1	2:32.703	52.501	47.278	52.924	175.9	42:41.908
24	1	2:04.787	41.405	39.918	43.464	247.7	58:54.724	17	1	2:44.286	52.723	47.613	1:03.950	170.6	45:26.194
25	1	2:04.811	41.516	39.298	43.997	244.9	1:00:59.535	18	1	2:59.801	1:01.673	56.464	1:01.664	120.5	48:25.995

45 Chevron B19 1971
1. Gianluigi CANDIANI P-2L
2. Frédéric ROUVIER

1	1	2:36.141	1:10.099	41.162	44.880		2:36.141
2	1	2:08.556	42.489	40.629	45.438	244.3	4:44.697
3	1	2:06.481	42.373	40.731	43.377	252.9	6:51.178
4	1	2:07.559	42.896	40.513	44.150	251.2	8:58.737
5	1	2:08.721	43.122	40.350	45.249	247.1	11:07.458
6	1	2:08.562	43.160	40.679	44.723	243.2	13:16.020
7	1	2:08.823	43.606	40.416	44.801	247.1	15:24.843
8	1	2:07.107	43.448	39.665	43.994	245.5	17:31.950
9	1	2:15.121	42.673	40.578	51.870	247.7	19:47.071
10	1	3:34.326	53.656	1:09.989	1:30.681	165.4	23:21.397
11	1	2:53.352	1:21.071	47.173	45.108	74.4	26:14.749
12	1	4:38.159 B	42.649	40.330	3:15.180	243.2	30:52.908
13	2	2:24.638	51.341	42.014	51.283	158.1	33:17.546
14	2	3:44.789	1:16.267	1:12.181	1:16.341	84.5	37:02.335
15	2	2:51.357	1:05.563	51.451	54.343	109.6	39:53.692
16	2	2:35.477	53.393	48.103	53.981	165.9	42:29.169
17	2	2:45.906	52.773	48.799	1:04.334	187.5	45:15.075
18	2	2:55.539	1:00.826	56.434	58.279	132.2	48:10.614
19	2	2:04.306	42.968	38.333	43.005	229.8	50:14.920
20	2	2:03.781	42.296	38.442	43.043	216.4	52:18.701
21	2	2:02.870	41.960	37.658	43.252	244.3	54:21.571
22	2	2:01.816	41.144	37.739	42.933	246.0	56:23.387
23	2	2:03.666	41.397	38.980	43.289	248.8	58:27.053
24	2	2:02.740	41.614	37.890	43.236	245.5	1:00:29.793
25	2	2:03.150	42.599	38.011	42.540	222.7	1:02:32.943

47 Lola T70 Mk.2 1966
1. Marcel BERNET P+2L

1	1	2:35.883	1:03.010	44.706	48.167		2:35.883
2	1	2:16.342	46.005	43.391	46.946	227.8	4:52.225
3	1	2:17.131	46.237	43.762	47.132	242.7	7:09.356
4	1	2:17.532	46.862	43.732	46.938	223.6	9:26.888
5	1	2:15.843	45.473	42.846	47.524	241.6	11:42.731

48 Porsche 908/03 1969
1. Peter VÖGELE P+2L

1	1	2:26.942	57.845	43.036	46.061		2:26.942
2	1	2:14.123	46.142	42.940	45.041	251.2	4:41.065
3	1	2:12.705	44.579	41.961	46.165	245.5	6:53.770
4	1	2:11.411	44.077	41.526	45.808	246.6	9:05.181
5	1	2:10.905	44.008	41.304	45.593	245.5	11:16.086
6	1	2:12.033	43.784	42.568	45.681	247.7	13:28.119
7	1	2:10.050	43.518	41.317	45.215	248.3	15:38.169
8	1	2:14.250	43.635	43.451	47.164	250.0	17:52.419
9	1	2:40.210	44.245	43.902	1:12.063	232.3	20:32.629
10	1	3:34.724	1:04.183	1:02.912	1:27.629	93.3	24:07.353

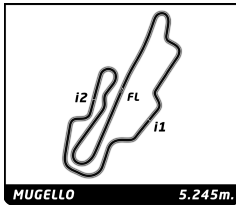
51 Porsche 911 Carrera RSR 3.0 1974
1. Frédéric DI EGIDIO GT1

1	1	2:31.453	1:00.478	44.162	46.813		2:31.453
2	1	2:15.272	44.700	42.878	47.694	228.3	4:46.725
3	1	2:14.701	45.189	41.909	47.603	227.8	7:01.426
4	1	2:14.211	45.654	41.226	47.331	227.8	9:15.637
5	1	2:13.629	44.469	41.665	47.495	224.5	11:29.266
6	1	2:15.986	46.950	41.426	47.610	222.7	13:45.252
7	1	2:14.008	45.357	41.384	47.267	220.0	15:59.260
8	1	2:27.107	45.561	41.323	1:00.223	214.3	18:26.367
9	1	3:26.776	46.003	1:11.204	1:29.569	215.1	21:53.143
10	1	3:27.531	1:19.744	1:12.803	54.984	75.0	25:20.674
11	1	2:14.592	45.337	41.211	48.044	221.3	27:35.266
12	1	4:51.645 B	45.388	42.793	3:23.464	221.8	32:26.911
13	1	2:35.729	57.395	45.871	52.463	146.3	35:02.640
14	1	2:45.870	59.636	49.639	56.595	131.4	37:48.510
15	1	2:33.999	50.286	52.553	51.160	161.4	40:22.509
16	1	2:29.714	50.469	47.120	52.125	179.4	42:52.223
17	1	2:40.878	50.980	48.886	1:01.012	166.7	45:33.101
18	1	2:57.868	1:02.881	57.418	57.569	122.4	48:30.969
19	1	2:15.253	45.524	41.938	47.791	228.8	50:46.222
20	1	2:14.334	45.710	41.157	47.467	223.6	53:00.556
21	1	2:13.689	44.870	41.335	47.484	221.8	55:14.245
22	1	2:14.211	45.396	41.342	47.473	225.5	57:28.456
23	1	2:43.070	45.324	41.353	1:16.393	223.6	1:00:11.526
24	1	3:23.557	1:12.509	1:02.784	1:08.264	92.2	1:03:35.083

55 Chevron B19 1971
1. François RIVAZ P-2L
2. Alexander FURIANI

1	1	2:14.819	51.553	39.406	43.860		2:14.819
2	1	2:05.100	41.966	39.295	43.839	251.2	4:19.919
3	1	2:05.058	42.769	38.660	43.629	245.5	6:24.977
4	1	2:05.354	42.684	39.027	43.643	244.9	8:30.331
5	1	2:03.161	41.441	38.186	43.534	243.2	10:33.492
6	1	2:04.156	41.599	38.219	44.338	243.2	12:37.648
7	1	2:04.717	41.877	39.273	43.567	247.7	14:42.365
8	1	2:03.705	41.654	38.462	43.589	245.5	16:46.070
9	1	2:08.607	42.074	38.322	48.211	244.3	18:54.677
10	1	3:12.543	52.049	1:01.872	1:18.622	244.3	22:07.220
11	1	3:19.604	1:16.256	1:12.001	51.347	78.9	25:26.824
12	1	2:07.651	43.156	40.429	44.066	241.6	27:34.475





CLASSIC ENDURANCE RACING 1

MUGELLO CLASSIC

RACE

Sector Analysis

■ Personal Best ■ Session Best B Crossing the finish line in pit lane

Lap	D	Time	Sector 1	Sector 2	Sector 3	T. Spd	Elapsed	Lap	D	Time	Sector 1	Sector 2	Sector 3	T. Spd	Elapsed
24	1	2:11.653	43.909	41.700	46.044	227.4	1:01:44.254								
25	1	2:11.000	43.642	40.981	46.377	227.4	1:03:55.254								

250 Chevron B16 1971

1. Alberto ZOLI P-2L

1	1	2:30.235	1:00.271	43.847	46.117		2:30.235
2	1	2:15.251	45.469	42.823	46.959	236.8	4:45.486
3	1	2:14.768	45.954	42.014	46.800	243.2	7:00.254
4	1	2:48.868	1:19.016	42.464	47.388	244.3	9:49.122
5	1	2:16.082	45.773	42.508	47.801	237.4	12:05.204
6	1	2:15.770	45.371	43.226	47.173	241.6	14:20.974
7	1	2:14.331	45.287	41.833	47.211	236.3	16:35.305
8	1	2:19.839	44.871	41.941	53.027	241.1	18:55.144
9	1	3:14.393	52.481	1:02.152	1:19.760	225.5	22:09.537
10	1	3:23.396	1:16.936	1:10.720	55.740	89.0	25:32.933
11	1	2:18.508	46.713	43.756	48.039	236.3	27:51.441
12	1	2:18.627	46.768	43.050	48.809	234.3	30:10.068
13	1	5:03.197	B 47.258	49.447	3:26.492	237.9	35:13.265
14	1	2:47.160	1:00.629	53.010	53.521	109.4	38:00.425
15	1	2:34.767	54.316	50.224	50.227	148.1	40:35.192
16	1	2:24.039	48.758	45.014	50.267	217.3	42:59.231
17	1	2:44.900	52.920	47.924	1:04.056	153.0	45:44.131
18	1	2:53.820	59.920	56.873	57.027	166.2	48:37.951
19	1	2:21.027	48.124	45.071	47.832	235.3	50:58.978
20	1	2:17.057	46.021	42.990	48.046	236.8	53:16.035
21	1	2:17.370	46.397	42.968	48.005	237.4	55:33.405
22	1	2:17.502	46.685	42.922	47.895	236.3	57:50.907
23	1	2:17.299	46.927	42.767	47.605	234.8	1:00:08.206
24	1	2:16.428	46.527	42.481	47.420	235.3	1:02:24.634

690 Chevron B8 1969

1. Roger WHITESIDE P-2L

1	1	2:43.042	1:05.378	47.494	50.170		2:43.042
2	1	2:20.209	47.573	44.291	48.345	222.7	5:03.251
3	1	2:18.980	46.196	43.005	49.779	224.1	7:22.231
4	1	2:18.606	47.362	42.983	48.261	220.0	9:40.837
5	1	2:16.656	45.538	42.984	48.134	224.1	11:57.493
6	1	2:16.281	46.112	42.278	47.891	223.6	14:13.774
7	1	2:15.140	45.534	42.038	47.568	225.5	16:28.914
8	1	2:19.945	46.980	43.016	49.949	225.5	18:48.859
9	1	3:09.715	53.012	58.279	1:18.424	223.6	21:58.574
10	1	3:28.070	1:19.331	1:12.507	56.232	70.3	25:26.644
11	1	2:21.712	46.489	45.334	49.889	218.6	27:48.356
12	1	4:53.291	B 46.653	42.893	3:23.745	216.9	32:41.647
13	1	2:38.512	58.179	49.242	51.091	129.3	35:20.159
14	1	2:38.572	52.345	52.327	53.900	179.4	37:58.731
15	1	2:33.887	52.935	50.987	49.965	148.1	40:32.618
16	1	2:25.466	47.975	45.339	52.152	196.7	42:58.084
17	1	2:43.995	52.113	48.886	1:02.996	159.8	45:42.079
18	1	2:55.387	1:00.031	57.646	57.710	121.3	48:37.466
19	1	2:19.073	47.611	43.410	48.052	224.1	50:56.539
20	1	2:14.155	45.035	41.903	47.217	222.7	53:10.694
21	1	2:17.147	45.854	43.018	48.275	224.5	55:27.841
22	1	2:16.538	45.776	43.256	47.506	224.5	57:44.379
23	1	2:18.248	47.747	42.241	48.260	225.9	1:00:02.627
24	1	2:16.639	46.140	42.348	48.151	224.1	1:02:19.266

