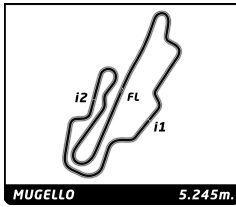




2.0L CUP



2.0L CUP MUGELLO CLASSIC RACE

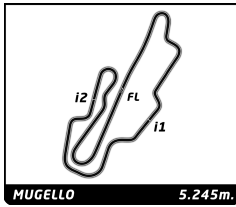
Sector Analysis

Personal Best Session Best B Crossing the finish line in pit lane

Lap	D	Time	Sector 1	Sector 2	Sector 3	T. Spd	Elapsed	Lap	D	Time	Sector 1	Sector 2	Sector 3	T. Spd	Elapsed
2 Porsche 911 2.0L 1. Marc SYDOW GTL								20	1	2:40.449	53.666	50.276	56.507	179.1	56:06.888
1	1	2:57.034	1:08.025	51.356	57.653		2:57.034								
2	1	2:41.116	54.988	50.720	55.408	175.3	5:38.150								
3	1	2:40.376	54.315	50.230	55.831	191.5	8:18.526								
4	1	2:41.302	53.682	50.601	57.019	184.3	10:59.828								
5	1	2:39.796	53.747	50.194	55.855	184.3	13:39.624								
6	1	2:39.511	53.115	50.345	56.051	187.2	16:19.135								
7	1	2:42.178	54.127	51.333	56.718	190.1	19:01.313								
8	1	2:40.684	53.496	50.657	56.531	186.2	21:41.997								
9	1	2:42.579	54.012	51.044	57.523	184.9	24:24.576								
10	1	2:41.250	53.994	51.196	56.060	186.5	27:05.826								
11	1	2:41.375	54.189	49.679	57.507	183.7	29:47.201								
12	1	2:39.252	53.043	50.311	55.898	184.3	32:26.453								
13	1	2:41.186	53.616	51.621	55.949	181.8	35:07.639								
14	1	2:41.307	53.155	51.061	57.091	183.7	37:48.946								
15	1	5:01.970	B 53.625	50.583	3:17.762	183.4	42:50.916								
16	1	2:56.925	1:08.216	51.431	57.278	115.6	45:47.841								
17	1	2:42.136	54.471	50.627	57.038	177.3	48:29.977								
18	1	2:40.420	54.147	50.524	55.749	183.4	51:10.397								
19	1	2:39.995	53.605	50.108	56.282	190.1	53:50.392								
20	1	2:41.304	53.514	52.049	55.741	184.0	56:31.696								
21	1	2:38.338	53.437	50.079	54.822	181.2	59:10.034								
22	1	2:39.931	52.682	51.435	55.814	186.5	1:01:49.965								
23	1	2:42.875	54.974	52.092	55.809	180.9	1:04:32.840								
24	1	2:39.737	54.041	50.011	55.685	184.9	1:07:12.577								
25	1	2:38.612	53.507	49.420	55.685	186.9	1:09:51.189								
26	1	2:39.892	53.226	50.204	56.462	182.1	1:12:31.081								
27	1	2:46.577	57.963	51.152	57.462	181.2	1:15:17.658								
28	1	2:42.446	54.549	51.167	56.730	183.1	1:18:00.104								
29	1	2:41.066	53.761	50.361	56.944	180.9	1:20:41.170								
30	1	2:42.080	53.775	50.411	57.894	182.4	1:23:23.250								
31	1	2:48.112	56.433	52.961	58.718	181.5	1:26:11.362								
32	1	2:49.557	55.072	54.147	1:00.338	175.9	1:29:00.919								
5 Porsche 911 2.0L 1. Dirk PETERS GTL								10 Porsche 911 2.0L 1. Juan Pablo ORJUELA 2. Nelson CALLE GTL							
1	1	2:53.093	1:05.901	51.170	56.022		2:53.093								
2	1	2:41.821	54.788	50.842	56.191	185.6	5:34.914								
3	1	2:40.776	54.353	50.299	56.124	185.9	8:15.690								
4	1	2:41.007	54.962	50.359	55.686	184.3	10:56.697								
5	1	2:40.637	53.837	50.375	56.425	188.2	13:37.334								
6	1	2:39.710	52.921	50.518	56.271	185.6	16:17.044								
7	1	2:40.024	53.674	49.942	56.408	180.9	18:57.068								
8	1	2:39.628	53.827	49.876	55.925	185.6	21:36.696								
9	1	2:38.791	53.226	49.731	55.834	183.7	24:15.487								
10	1	2:39.503	53.284	50.070	56.149	183.4	26:54.990								
11	1	2:39.728	54.831	49.431	55.466	182.4	29:34.718								
12	1	2:42.962	56.777	50.960	55.225	185.9	32:17.680								
13	1	2:40.043	53.986	50.071	55.986	187.8	34:57.723								
14	1	2:40.625	54.234	50.879	55.512	181.2	37:38.348								
15	1	2:41.842	54.587	50.473	56.782	185.6	40:20.190								
16	1	2:41.187	54.543	50.669	55.975	180.0	43:01.377								
17	1	4:45.539	B 52.859	50.265	3:02.415	185.6	47:46.916								
18	1	2:57.490	1:08.048	51.552	57.890	102.0	50:44.406								
19	1	2:42.033	54.176	50.526	57.331	180.9	53:26.439								
1	2	2:38.084	1:00.013	46.064	52.007		2:38.084								
2	2	2:29.386	50.908	46.906	51.572	199.6	5:07.470								
3	2	2:27.309	49.315	46.415	51.579	201.5	7:34.779								
4	2	2:27.887	50.025	46.437	51.425	200.0	10:02.666								
5	2	2:27.373	49.832	46.288	51.253	198.9	12:30.039								
6	2	2:27.257	49.662	46.162	51.433	199.6	14:57.296								
7	2	2:27.338	49.817	46.219	51.302	201.5	17:24.634								
8	2	2:27.037	49.580	46.217	51.240	201.9	19:51.671								
9	2	2:27.271	49.564	46.155	51.552	201.1	22:18.942								
10	2	2:27.777	49.912	46.428	51.437	200.7	24:46.719								
11	2	2:27.263	49.503	46.342	51.418	199.3	27:13.982								
12	2	2:27.691	49.817	46.418	51.456	198.5	29:41.673								
13	2	2:28.790	49.926	47.283	51.581	198.9	32:10.463								
14	2	2:28.265	50.062	46.578	51.625	199.6	34:38.728								
15	2	2:29.497	49.887	47.546	52.064	200.0	37:08.225								
16	2	2:28.804	50.197	47.190	51.417	197.4	39:37.029								
17	2	2:27.154	49.772	45.901	51.481	197.8	42:04.183								
18	2	4:52.445	B 49.645	46.760	3:16.040	198.5	46:56.628								
19	1	2:37.971	59.465	46.624	51.882	126.9	49:34.599								
20	1	2:26.714	49.497	45.824	51.393	200.0	52:01.313								
21	1	2:27.817	50.365	45.982	51.470	200.0	54:29.130								
22	1	2:28.453	49.744	46.679	52.030	201.9	56:57.583								
23	1	2:29.548	50.301	46.883	52.364	201.9	59:27.131								
24	1	2:27.764	49.918	46.023	51.823	201.5	1:01:54.895								
25	1	2:29.579	50.313	47.083	52.183	201.5	1:04:24.474								
26	1	2:27.374	49.804	45.707	51.863	200.7	1:06:51.848								
27	1	2:28.475	49.860	46.164	52.451	200.4	1:09:20.323								
28	1	2:27.826	50.038	46.107	51.681	200.4	1:11:48.149								
29	1	2:28.618	50.361	46.328	51.929	202.2	1:14:16.767								
30	1	2:30.004	50.729	46.723	52.552	200.4	1:16:46.771								
31	1	2:29.203	50.525	46.455	52.223	199.6	1:19:15.974								
32	1	2:29.740	50.727	46.624	52.389	198.5	1:21:45.714								
33	1	2:29.434	50.581	46.472	52.381	198.5	1:24:15.148								
34	1	2:29.818	51.053	46.572	52.193	198.9	1:26:44.966								
35	1	2:29.335	50.378	46.478	52.479	198.9	1:29:14.301								
36	1	2:30.860	51.063	46.966	52.831	198.9	1:31:45.161								
11 Porsche 911 2.0L 1. Evgeny KIREEV 2. Ramzan ORUSBAEV GTL-ELI								1	2	2:32.685	56.425	44.929	51.331		2:32.685



2.0L CUP



2.0L CUP MUGELLO CLASSIC RACE

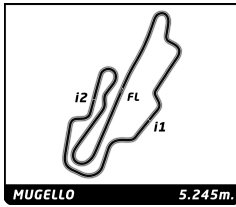
Sector Analysis

Personal Best Session Best B Crossing the finish line in pit lane

Lap	D	Time	Sector 1	Sector 2	Sector 3	T. Spd	Elapsed	Lap	D	Time	Sector 1	Sector 2	Sector 3	T. Spd	Elapsed
2	2	2:25.054	48.889	45.133	51.032	196.7	4:57.739								
3	2	2:25.688	49.166	45.266	51.256	197.4	7:23.427								
4	2	2:25.555	49.092	45.285	51.178	197.1	9:48.982								
5	2	2:25.528	48.957	45.278	51.293	197.8	12:14.510								
6	2	2:25.912	49.053	45.559	51.300	197.1	14:40.422								
7	2	2:26.371	49.222	45.377	51.772	197.4	17:06.793								
8	2	2:25.799	49.062	45.337	51.400	194.6	19:32.592								
9	2	2:26.494	49.277	45.659	51.558	197.8	21:59.086								
10	2	2:26.562	49.369	45.775	51.418	197.8	24:25.648								
11	2	2:28.169	49.483	45.727	52.959	199.3	26:53.817								
12	2	2:26.557	49.346	45.632	51.579	197.1	29:20.374								
13	2	2:26.216	49.438	45.445	51.333	196.4	31:46.590								
14	2	2:26.697	49.303	45.959	51.435	197.4	34:13.287								
15	2	2:25.901	49.307	45.325	51.269	197.8	36:39.188								
16	2	2:26.640	49.254	46.119	51.267	198.2	39:05.828								
17	2	5:02.688	B 49.075	45.208	3:28.405	197.1	44:08.516								
18	1	2:37.051	59.110	46.146	51.795	127.2	46:45.567								
19	1	2:27.385	50.154	45.260	51.971	197.1	49:12.952								
20	1	2:29.550	51.030	46.044	52.476	196.7	51:42.502								
21	1	2:28.161	50.713	45.677	51.771	195.7	54:10.663								
22	1	2:27.224	50.625	45.246	51.353	197.4	56:37.887								
23	1	2:28.008	50.155	46.191	51.662	197.4	59:05.895								
24	1	2:27.051	50.175	45.495	51.381	199.3	1:01:32.946								
25	1	2:27.472	49.800	46.008	51.664	198.2	1:04:00.418								
26	1	2:26.728	49.928	45.004	51.796	196.7	1:06:27.146								
27	1	2:25.978	49.683	45.212	51.083	199.6	1:08:53.124								
28	1	2:26.117	49.411	45.076	51.630	198.2	1:11:19.241								
29	1	2:26.653	49.961	45.283	51.409	197.8	1:13:45.894								
30	1	2:26.681	50.227	45.044	51.410	198.2	1:16:12.575								
31	1	2:25.382	49.316	44.931	51.135	198.9	1:18:37.957								
32	1	2:24.978	49.165	44.958	50.855	198.2	1:21:02.935								
33	1	2:24.575	49.116	44.571	50.888	198.9	1:23:27.510								
34	1	2:25.730	49.871	44.947	50.912	198.9	1:25:53.240								
35	1	2:27.828	50.623	44.797	52.408	198.5	1:28:21.068								
36	1	2:25.609	49.504	45.071	51.034	197.8	1:30:46.677								
15		Porsche 911 2.0L													
		1.David DANGLARD													GTL
1	1	2:37.770	59.614	46.092	52.064		2:37.770								
2	1	2:31.137	50.911	47.932	52.294	199.3	5:08.907								
3	1	2:27.479	50.100	45.801	51.578	197.4	7:36.386								
4	1	2:28.052	49.972	46.235	51.845	198.9	10:04.438								
5	1	2:27.040	49.549	45.717	51.774	197.8	12:31.478								
6	1	2:27.624	49.784	46.147	51.693	197.1	14:59.102								
7	1	2:26.686	49.441	45.700	51.545	197.1	17:25.788								
8	1	2:27.474	49.701	45.737	52.036	198.9	19:53.262								
9	1	2:27.371	49.630	45.786	51.955	198.2	22:20.633								
10	1	2:27.459	49.752	46.009	51.698	198.2	24:48.092								
11	1	2:26.872	49.742	45.735	51.395	198.9	27:14.964								
12	1	2:27.493	49.738	45.903	51.852	198.5	29:42.457								
13	1	2:28.810	49.594	47.614	51.602	197.4	32:11.267								
14	1	2:27.932	50.177	46.157	51.598	197.4	34:39.199								
15	1	2:29.756	49.647	48.278	51.831	199.3	37:08.955								
16	1	2:28.719	49.859	47.090	51.770	184.0	39:37.674								
17	1	2:27.105	49.618	45.974	51.513	197.4	42:04.779								
18	1	2:27.743	49.565	46.482	51.696	197.4	44:32.522								
19	1	17:16.701	B 50.213	45.849	...	196.4	1:01:49.223								
27		Porsche 911 2.0L													
		1.Stephen EDWARDS													GTL-ELI
		2.Matt NEAL													
1	2	2:36.805	58.721	46.343	51.741		2:36.805								
2	2	2:26.692	49.514	45.288	51.890	193.9	5:03.497								
3	2	2:27.385	49.695	45.746	51.944	195.3	7:30.882								
4	2	2:28.256	49.730	46.337	52.189	197.8	9:59.138								
5	2	2:28.190	49.455	46.340	52.395	196.4	12:27.328								
6	2	2:27.962	50.037	45.815	52.110	195.3	14:55.290								
7	2	2:27.824	49.939	45.714	52.171	194.9	17:23.114								
8	2	2:27.559	49.835	45.659	52.065	194.6	19:50.673								
9	2	2:28.004	50.005	45.790	52.209	195.7	22:18.677								
10	2	2:28.951	50.410	46.411	52.130	195.3	24:47.628								
11	2	2:27.353	49.677	45.656	52.020	196.4	27:14.981								
12	2	2:27.881	50.040	45.909	51.932	196.4	29:42.862								
13	2	2:29.227	49.547	47.791	51.889	197.4	32:12.089								
14	2	2:27.881	49.632	46.341	51.908	196.4	34:39.970								
15	2	2:48.023	49.267	1:06.482	52.274	196.4	37:27.993								
16	2	2:27.483	49.735	45.732	52.016	194.2	39:55.476								
17	2	2:27.633	49.767	45.616	52.250	193.9	42:23.109								
18	2	5:11.613	B 50.337	45.822	3:35.454	192.9	47:34.722								
19	1	2:40.024	59.289	47.699	53.036	125.0	50:14.746								
20	1	2:30.331	50.564	47.204	52.563	195.3	52:45.077								
21	1	2:29.371	50.006	46.849	52.516	196.0	55:14.448								
22	1	2:29.123	50.012	46.693	52.418	196.0	57:43.571								
23	1	2:28.942	49.906	46.225	52.811	196.7	1:00:12.513								
24	1	2:28.918	50.062	46.557	52.299	197.8	1:02:41.431								
25	1	2:28.969	49.696	46.822	52.451	196.4	1:05:10.400								
26	1	2:28.550	49.860	45.893	52.797	196.7	1:07:38.950								
27	1	2:29.515	50.210	46.706	52.599	196.4	1:10:08.465								
28	1	2:28.862	50.027	46.619	52.216	196.4	1:12:37.327								
29	1	2:30.106	50.394	46.485	53.227	196.7	1:15:07.433								
30	1	2:29.220	49.756	46.514	52.950	195.7	1:17:36.653								
31	1	2:28.438	49.988	46.345	52.105	195.7	1:20:05.091								
32	1	2:28.231	49.932	46.260	52.039	196.4	1:22:33.322								
33	1	2:28.230	50.148	46.221	51.861	196.4	1:25:01.552								
34	1	2:27.492	49.605	46.057	51.830	195.7	1:27:29.044								
35	1	2:28.268	49.983	46.307	51.978	196.7	1:29:57.312								
36	1	2:28.118	49.748	46.195	52.175	196.0	1:32:25.430								
35		Porsche 911 2.0L													
		1.Frédéric DI EGIDIO													GTL
1	1	2:45.810	1:03.266	48.761	53.783		2:45.810								
2	1	2:33.964	51.869	47.770	54.325	187.5	5:19.774								
3	1	2:35.543	52.106	48.715	54.722	183.7	7:55.317								
4	1	2:34.011	52.255	47.465	54.291	181.8	10:29.328				</				



2.0L CUP



2.0L CUP MUGELLO CLASSIC RACE

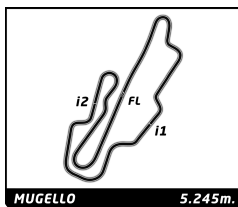
Sector Analysis

Personal Best Session Best B Crossing the finish line in pit lane

Lap	D	Time	Sector 1	Sector 2	Sector 3	T. Spd	Elapsed	Lap	D	Time	Sector 1	Sector 2	Sector 3	T. Spd	Elapsed
16	1	2:35.199	52.181	47.853	55.165	184.0	42:52.060								
17	1	5:01.856 B	52.863	48.246	3:20.747	179.7	47:53.916								
18	1	2:43.601	1:01.505	48.096	54.000	122.4	50:37.517								
19	1	2:34.541	52.027	47.642	54.872	184.9	53:12.058								
20	1	2:34.550	52.496	47.525	54.529	184.9	55:46.608								
21	1	2:35.552	52.244	48.550	54.758	184.3	58:22.160								
22	1	2:33.595	51.945	47.415	54.235	185.9	1:00:55.755								
23	1	2:33.964	52.278	47.308	54.378	183.7	1:03:29.719								
24	1	2:33.694	52.016	47.436	54.242	184.9	1:06:03.413								
25	1	2:33.020	51.985	46.753	54.282	182.1	1:08:36.433								
26	1	2:32.091	51.418	46.980	53.693	184.0	1:11:08.524								
27	1	2:32.216	50.875	46.707	54.634	188.2	1:13:40.740								
28	1	2:34.553	51.506	47.287	55.760	183.7	1:16:15.293								
29	1	2:32.881	51.414	47.281	54.186	186.9	1:18:48.174								
30	1	2:32.647	51.616	47.011	54.020	184.9	1:21:20.821								
31	1	2:32.837	52.261	46.878	53.698	186.5	1:23:53.658								
32	1	2:32.824	51.182	47.193	54.449	187.2	1:26:26.482								
33	1	2:31.969	51.259	46.710	54.000	186.2	1:28:58.451								
34	1	2:32.925	51.175	47.032	54.718	186.2	1:31:31.376								
42 Porsche 911 2.0L 1. Stephan KOENIG GTL 2. Philipp KOENIG															
1	2	2:37.034	58.988	46.793	51.253		2:37.034								
2	2	2:26.586	49.808	45.499	51.279	204.2	5:03.620								
3	2	2:26.402	49.139	45.717	51.546	204.5	7:30.022								
4	2	2:28.416	50.009	46.313	52.094	204.5	9:58.438								
5	2	2:26.396	49.437	45.735	51.224	205.7	12:24.834								
6	2	2:28.349	50.263	46.344	51.742	204.9	14:53.183								
7	2	2:26.915	49.449	45.940	51.526	203.4	17:20.098								
8	2	2:27.392	49.627	45.980	51.785	203.8	19:47.490								
9	2	2:27.353	49.338	46.375	51.640	203.8	22:14.843								
10	2	2:27.912	49.498	46.078	52.336	204.2	24:42.755								
11	2	2:27.693	49.749	46.328	51.616	203.4	27:10.448								
12	2	2:26.896	49.718	45.647	51.531	204.2	29:37.344								
13	2	2:28.691	50.498	46.310	51.883	203.8	32:06.035								
14	2	2:26.765	49.550	45.709	51.506	202.2	34:32.800								
15	2	2:27.455	49.488	46.130	51.837	203.4	37:00.255								
16	2	2:27.709	49.463	46.337	51.909	202.6	39:27.964								
17	2	2:27.137	49.594	45.884	51.659	202.2	41:55.101								
18	2	2:27.463	49.510	46.131	51.822	202.2	44:22.564								
19	2	2:27.213	49.514	45.759	51.940	202.6	46:49.777								
20	2	4:51.230 B	50.994	46.208	3:14.028	203.0	51:41.007								
21	1	2:42.727	1:02.488	47.595	52.644	125.3	54:23.734								
22	1	2:32.581	51.127	48.393	53.061	203.4	56:56.315								
23	1	2:30.556	51.301	46.764	52.491	203.4	59:26.871								
24	1	2:30.808	50.679	47.260	52.869	204.9	1:01:57.679								
25	1	2:30.344	50.640	47.765	51.939	202.2	1:04:28.023								
26	1	2:29.570	49.954	47.080	52.536	204.9	1:06:57.593								
27	1	2:29.595	50.954	46.654	51.987	204.5	1:09:27.188								
28	1	2:30.513	50.403	47.745	52.365	205.3	1:11:57.701								
29	1	2:29.029	50.216	46.527	52.286	202.2	1:14:26.730								
30	1	2:29.756	50.191	47.143	52.422	204.9	1:16:56.486								
31	1	2:29.343	50.126	46.607	52.610	202.6	1:19:25.829								
32	1	2:28.792	50.113	46.476	52.203	203.0	1:21:54.621								
33	1	2:29.930	50.558	46.724	52.648	203.0	1:24:24.551								
34	1	2:28.813	50.005	46.525	52.283	202.2	1:26:53.364								
35	1	2:30.251	51.367	46.689	52.195	202.6	1:29:23.615								
36	1	2:28.254	50.017	46.383	51.854	203.4	1:31:51.869								
55 Porsche 911 2.0L 1. Philippe de CRAENE GTL															
1	1	2:39.410	1:01.098	46.779	51.533		2:39.410								
2	1	2:30.020	50.444	47.270	52.306	198.5	5:09.430								
3	1	2:28.414	50.423	46.209	51.782	197.8	7:37.844								
4	1	2:28.158	49.934	46.427	51.797	197.1	10:06.002								
5	1	2:28.749	49.991	46.806	51.952	198.9	12:34.751								
6	1	2:28.020	49.845	46.532	51.643	198.2	15:02.771								
7	1	2:28.695	50.112	46.615	51.968	198.2	17:31.466								
8	1	2:29.565	50.467	46.559	52.539	198.2	20:01.031								
9	1	2:29.455	50.497	46.832	52.126	192.5	22:30.486								
10	1	2:28.389	49.794	46.853	51.742	197.8	24:58.875								
11	1	2:28.832	50.360	46.639	51.833	198.9	27:27.707								
12	1	2:29.431	50.288	47.297	51.846	198.5	29:57.138								
13	1	2:29.957	50.835	47.039	52.083	198.2	32:27.095								
14	1	2:30.077	50.439	46.670	52.968	193.2	34:57.172								
15	1	2:31.163	50.689	48.151	52.323	198.5	37:28.335								
16	1	2:28.456	50.308	46.063	52.085	198.5	39:56.791								
17	1	2:29.308	49.934	46.388	52.986	197.8	42:26.099								
18	1	2:29.306	50.761	46.397	52.148	192.2	44:55.405								
19	1	2:30.054	50.618	47.043	52.393	197.1	47:25.459								
20	1	4:58.457 B	50.543	47.499	3:20.415	196.4	52:23.916								
21	1	2:40.833	1:01.178	47.576	52.079	122.7	55:04.749								
22	1	2:29.631	49.896	46.613	53.122	196.4	57:34.380								
23	1	2:28.678	50.230	46.359	52.089	196.4	1:00:03.058								
24	1	2:29.484	50.099	47.292	52.093	197.1	1:02:32.542								
25	1	2:28.820	50.106	46.777	51.937	197.4	1:05:01.362								
26	1	2:30.028	51.002	46.761	52.265	198.9	1:07:31.390								
27	1	2:29.192	50.141	46.923	52.128	196.7	1:10:00.582								
28	1	2:28.865	50.380	46.686	51.799	196.4	1:12:29.447								
29	1	2:29.603	49.759	47.342	52.502	198.9	1:14:59.050								
30	1	2:30.296	51.446	46.689	52.161	196.4	1:17:29.346								
31	1	2:29.570	50.767	46.575	52.228	194.9	1:19:58.916								
32	1	2:30.112	51.161	46.893	52.058	195.3	1:22:29.028								
33	1	2:28.529	50.285	46.377	51.867	196.0	1:24:57.557								
34	1	2:28.794	50.198	46.384	52.212	195.3	1:27:26.351								
35	1	2:29.820	50.709	47.398	51.713	195.3	1:29:56.171								
36	1	2:27.949	49.935	46.344	51.670	194.2	1:32:24.120								
60 Porsche 911 2.0L 1. Kyle TILLEY EUI 2. Oliver BRYANT															
1	1	2:33.121	56.539	45.303	51.279		2:33.121								
2	1	2:25.377	49.157	45.088	51.132	196.0	4:58.498								
3	1	2:25.797	49.306	45.381	51.110	195.7	7:24.295								
4	1	2:25.607	48.970	45.370	51.267	196.7	9:49.902								
5	1	2:26.258	48.888	45.151	52.219	197.1	12:16.160								
6	1	2:26.158	49.284	45.233	51.641	197.1	14:42.318								
7	1	2:27.017	49.424	45.479											



2.0L CUP



2.0L CUP MUGELLO CLASSIC RACE

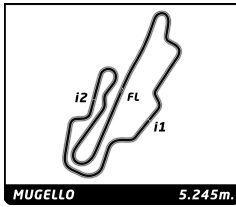
Sector Analysis

Personal Best Session Best B Crossing the finish line in pit lane

Lap	D	Time	Sector 1	Sector 2	Sector 3	T. Spd	Elapsed	Lap	D	Time	Sector 1	Sector 2	Sector 3	T. Spd	Elapsed
16	1	2:27.449	49.759	45.481	52.209	196.7	39:17.023	35	2	2:29.165	50.391	46.468	52.306	191.5	1:31:48.561
17	1	2:28.101	50.380	45.755	51.966	196.7	41:45.124	71 Porsche 911 2.0L 1.Johannes STENDEL 2.Stefan AUST GTL							
18	1	5:33.581	B 50.149	45.742	3:57.690	196.4	47:18.705	1	2	2:38.891	1:00.547	46.389	51.955		2:38.891
19	2	2:35.184	58.799	45.124	51.261	123.6	49:53.889	2	2	2:28.896	50.369	47.296	51.231	198.9	5:07.787
20	2	2:24.519	48.554	44.748	51.217	197.1	52:18.408	75 Porsche 911 2.0L 1.Jan HUNGER GTL							
21	2	2:24.974	49.031	44.582	51.361	196.7	54:43.382	1	1	2:45.676	1:01.962	48.853	54.861		2:45.676
22	2	2:24.369	48.558	44.487	51.324	196.7	57:07.751	2	1	2:37.013	53.211	49.227	54.575	192.9	5:22.689
23	2	2:24.100	48.415	44.651	51.034	197.4	59:31.851	3	1	2:36.741	52.922	49.476	54.343	169.5	7:59.430
24	2	2:25.275	48.424	44.784	52.067	198.5	1:01:57.126	4	1	2:35.239	51.433	48.788	55.018	192.9	10:34.669
25	2	2:25.190	48.590	45.257	51.343	198.9	1:04:22.316	5	1	2:34.498	51.596	48.533	54.369	190.5	13:09.167
26	2	2:24.296	48.675	44.610	51.011	199.3	1:06:46.612	6	1	2:34.283	51.529	48.594	54.160	192.2	15:43.450
27	2	2:24.308	48.586	44.437	51.285	197.8	1:09:10.920	7	1	2:35.821	52.203	48.882	54.736	193.9	18:19.271
28	2	2:25.146	48.456	45.435	51.255	197.8	1:11:36.066	8	1	2:35.059	51.916	48.849	54.294	192.5	20:54.330
29	2	2:24.134	48.705	44.475	50.954	197.1	1:14:00.200	9	1	2:35.940	51.773	49.471	54.696	192.9	23:30.270
30	2	2:23.811	48.473	44.422	50.916	197.8	1:16:24.011	10	1	2:33.932	51.726	48.937	53.269	193.5	26:04.202
31	2	2:23.659	48.410	44.426	50.823	198.2	1:18:47.670	11	1	2:35.442	51.813	49.117	54.512	196.0	28:39.644
32	2	2:24.162	48.507	44.758	50.897	198.5	1:21:11.832	12	1	2:34.429	52.192	48.521	53.716	192.9	31:14.073
33	2	2:23.533	48.300	44.387	50.846	198.2	1:23:35.365	13	1	2:32.933	51.141	48.200	53.592	193.5	33:47.006
34	2	2:23.908	48.371	44.705	50.832	197.8	1:25:59.273	14	1	2:34.244	51.491	48.565	54.188	194.2	36:21.250
35	2	2:24.527	48.465	45.479	50.583	197.4	1:28:23.800	15	1	2:34.147	51.654	48.491	54.002	193.2	38:55.397
36	2	2:23.480	48.396	44.393	50.691	198.9	1:30:47.280	16	1	2:38.008	52.219	48.693	57.096	193.2	41:33.405
68 Porsche 911 2.0L 1.Juergen WESTPHAL 2.Andreas MIDDENDORF GTL								17							
1	1	2:47.548	1:02.998	50.034	54.516		2:47.548	17	1	2:35.721	52.717	48.707	54.297	189.8	44:09.126
2	1	2:36.381	52.869	48.994	54.518	191.2	5:23.929	18	1	2:34.717	51.605	48.777	54.335	191.5	46:43.843
3	1	2:36.551	53.284	49.130	54.137	187.8	8:00.480	19	1	2:35.728	53.412	48.009	54.307	189.8	49:19.571
4	1	2:37.568	52.423	50.101	55.044	194.2	10:38.048	20	1	5:03.720	B 51.560	48.952	3:23.208	193.2	54:23.291
5	1	2:38.806	52.861	49.946	55.999	191.8	13:16.854	21	1	2:45.005	59.455	49.648	55.902	127.1	57:08.296
6	1	2:38.174	53.189	49.817	55.168	191.8	15:55.028	22	1	2:37.953	53.060	49.588	55.305	195.3	59:46.249
7	1	2:38.471	53.021	49.540	55.910	192.9	18:33.499	23	1	2:38.277	54.488	49.512	54.277	192.5	1:02:24.526
8	1	2:37.060	52.605	49.425	55.030	192.2	21:10.559	24	1	2:35.885	52.090	48.750	55.045	193.9	1:05:00.411
9	1	2:35.851	52.133	49.340	54.378	193.2	23:46.410	25	1	2:38.307	53.224	49.711	55.372	189.1	1:07:38.718
10	1	2:34.564	52.062	48.565	53.937	193.2	26:20.974	26	1	2:36.276	52.521	49.125	54.630	179.1	1:10:14.994
11	1	2:33.458	51.651	48.292	53.515	193.9	28:54.432	27	1	2:35.856	52.440	48.860	54.556	193.5	1:12:50.850
12	1	2:32.704	51.631	47.743	53.330	193.5	31:27.136	28	1	2:36.645	52.399	49.139	55.107	193.9	1:15:27.495
13	1	2:32.536	51.219	47.835	53.482	193.9	33:59.672	29	1	2:36.398	52.854	49.263	54.281	192.2	1:18:03.893
14	1	2:35.178	50.963	47.877	56.338	194.2	36:34.850	30	1	2:36.758	51.797	48.945	56.016	194.2	1:20:40.651
15	1	5:08.554	B 53.070	50.881	3:24.603	193.2	41:43.404	31	1	2:35.112	52.279	48.432	54.401	186.5	1:23:15.763
16	2	2:40.211	59.516	48.359	52.336	121.8	44:23.615	32	1	2:36.045	52.838	49.033	54.174	192.2	1:25:51.808
17	2	2:28.706	50.567	45.886	52.253	194.9	46:52.321	33	1	2:38.562	53.525	50.123	54.914	194.6	1:28:30.370
18	2	2:28.897	50.280	46.447	52.170	193.5	49:21.218	34	1	2:37.491	53.784	49.021	54.686	191.5	1:31:07.861
19	2	2:29.568	50.434	46.394	52.740	193.2	51:50.786	82 Porsche 911 2.0L 1.Uwe KOLB 2.Patrick KOLB GTL							
20	2	2:29.191	50.534	46.341	52.316	192.2	54:19.977	1	1	2:52.646	1:05.110	50.870	56.666		2:52.646
21	2	2:30.371	50.831	46.956	52.584	193.2	56:50.348	2	1	2:41.089	53.522	50.894	56.673	189.8	5:33.735
22	2	2:30.359	51.019	46.800	52.540	189.1	59:20.707	3	1	2:41.314	54.459	50.601	56.254	189.5	8:15.049
23	2	2:29.900	50.682	46.710	52.508	193.2	1:01:50.607	4	1	2:41.057	53.962	50.512	56.583	187.5	10:56.106
24	2	2:31.413	51.823	46.662	52.928	189.8	1:04:22.020	5	1	2:41.547	55.057	50.620	55.870	191.2	13:37.653
25	2	2:29.866	50.839	46.195	52.832	189.8	1:06:51.886	6	1	2:40.204	53.755	50.913	55.536	180.6	16:17.857
26	2	2:29.470	51.036	46.075	52.359	189.1	1:09:21.356	7	1	2:38.501	53.315	49.699	55.487	192.5	18:56.358
27	2	2:30.623	50.349	47.644	52.630	194.9	1:11:51.979	8	1	2:38.666	53.620	50.009	55.037	190.8	21:35.024
28	2	2:29.854	50.826	46.324	52.704	190.8	1:14:21.833	9	1	2:39.442	53.751	50.081	55.610	189.5	24:14.466
29	2	2:30.320	51.059	46.463	52.798	191.8	1:16:52.153	10	1	2:39.837	53.394	50.266	56.177	189.5	26:54.303
30	2	2:29.946	50.986	46.330	52.630	192.5	1:19:22.099	11	1	2:39.917	53.569	50.556	55.792	190.1	29:34.220
31	2	2:29.150	50.543	46.440	52.167	192.2	1:21:51.249								
32	2	2:29.136	50.499	46.081	52.556	192.2	1:24:20.385								
33	2	2:28.548	50.289	46.017	52.242	190.8	1:26:48.933								
34	2	2:30.463	51.654	46.319	52.490	192.9	1:29:19.396								



2.0L CUP



2.0L CUP MUGELLO CLASSIC RACE

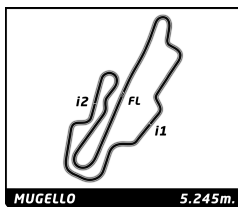
Sector Analysis

Personal Best Session Best B Crossing the finish line in pit lane

Lap	D	Time	Sector 1	Sector 2	Sector 3	T. Spd	Elapsed	Lap	D	Time	Sector 1	Sector 2	Sector 3	T. Spd	Elapsed
12	1	2:42.406	54.505	52.088	55.813	189.5	32:16.626	34	2	2:30.959	50.992	46.762	53.205	187.2	1:31:23.870
13	1	2:39.671	53.642	50.272	55.757	190.1	34:56.297	411 Porsche 911 2.0L 1. Lukas BUCHER 2. David VERZIJLBERGEN GTL-ELI							
14	1	2:41.071	54.219	51.130	55.722	188.2	37:37.368	1	1	2:34.935	57.189	45.964	51.782		2:34.935
15	1	2:43.109	53.688	50.658	58.763	189.8	40:20.477	2	1	2:27.112	49.819	45.515	51.778	197.8	5:02.047
16	1	2:41.480	53.842	50.592	57.046	189.1	43:01.957	3	1	2:27.108	49.432	45.777	51.899	198.2	7:29.155
17	1	5:05.706 B	56.508	50.991	3:18.207	188.5	48:07.663	4	1	2:27.446	49.486	45.964	51.996	199.3	9:56.601
18	1	2:51.195	1:02.082	51.318	57.795	126.8	50:58.858	5	1	2:26.956	49.163	46.264	51.529	197.8	12:23.557
19	1	2:43.088	54.802	51.474	56.812	184.6	53:41.946	6	1	2:27.156	49.864	45.669	51.623	198.5	14:50.713
20	1	2:41.410	54.253	50.672	56.485	186.2	56:23.356	7	1	2:26.835	49.362	45.936	51.537	199.6	17:17.548
21	1	2:42.201	54.621	50.961	56.619	189.5	59:05.557	8	1	2:27.787	49.609	46.176	52.002	199.3	19:45.335
22	1	2:44.160	55.393	52.235	56.532	184.6	1:01:49.717	9	1	2:27.654	49.721	45.968	51.965	199.6	22:12.989
23	1	2:41.917	54.843	51.090	55.984	186.2	1:04:31.634	10	1	2:27.566	49.452	46.058	52.056	199.6	24:40.555
24	1	2:40.350	54.121	50.192	56.037	190.8	1:07:11.984	11	1	2:27.342	49.719	45.773	51.850	198.9	27:07.897
25	1	2:38.085	53.188	49.707	55.190	191.2	1:09:50.069	12	1	2:27.615	49.655	46.207	51.753	200.0	29:35.512
26	1	2:39.257	53.121	50.493	55.643	190.5	1:12:29.326	13	1	2:32.952	55.001	46.477	51.474	201.1	32:08.464
27	1	2:39.226	53.648	49.497	56.081	185.2	1:15:08.552	14	1	2:26.762	49.538	45.527	51.697	200.7	34:35.226
28	1	2:40.700	53.968	49.936	56.796	191.2	1:17:49.252	15	1	2:27.311	49.616	46.212	51.483	200.0	37:02.537
29	1	2:40.078	54.216	49.580	56.282	187.5	1:20:29.330	16	1	2:26.664	49.380	45.563	51.721	199.6	39:29.201
30	1	2:40.225	54.119	50.115	55.991	186.9	1:23:09.555	17	1	2:26.575	49.447	45.490	51.638	200.0	41:55.776
31	1	2:40.919	54.003	51.017	55.899	188.8	1:25:50.474	18	1	2:28.101	51.067	45.896	51.138	200.4	44:23.877
32	1	2:42.917	55.746	50.991	56.180	187.5	1:28:33.391	19	1	5:04.209 B	49.390	45.641	3:29.178	200.0	49:28.086
33	1	2:39.474	53.507	49.961	56.006	187.8	1:31:12.865	20	2	2:34.171	58.584	44.953	50.634	129.2	52:02.257
107 Porsche 911 2.0L 1. Dean DESANTIS 2. David HINTON GTL								21	2	2:23.833	49.011	44.710	50.112	200.7	54:26.090
1	1	2:52.665	1:04.546	50.819	57.300		2:52.665	22	2	2:24.375	48.924	45.092	50.359	200.7	56:50.465
2	1	2:41.993	54.526	50.883	56.584	187.5	5:34.658	23	2	2:23.308	48.649	44.616	50.043	201.9	59:13.773
3	1	2:41.856	55.087	50.279	56.490	186.5	8:16.514	24	2	2:24.317	49.062	44.942	50.313	201.9	1:01:38.090
4	1	2:39.774	53.386	50.364	56.024	187.8	10:56.288	25	2	2:23.891	48.528	44.805	50.558	200.4	1:04:01.981
5	1	2:40.833	53.525	50.591	56.717	189.1	13:37.121	26	2	2:24.608	48.964	45.003	50.641	200.7	1:06:26.589
6	1	2:41.904	54.175	50.823	56.906	184.3	16:19.025	27	2	2:24.431	48.845	45.185	50.401	200.7	1:08:51.020
7	1	2:38.775	53.162	49.422	56.191	184.0	18:57.800	28	2	2:24.452	48.863	44.891	50.698	199.6	1:11:15.472
8	1	2:39.558	53.532	49.869	56.157	187.2	21:37.358	29	2	2:24.229	48.825	44.832	50.572	200.4	1:13:39.701
9	1	2:38.677	52.755	49.950	55.972	184.6	24:16.035	30	2	2:24.375	48.841	44.767	50.767	200.0	1:16:04.076
10	1	2:39.863	53.271	50.081	56.511	186.9	26:55.898	31	2	2:24.447	49.020	44.635	50.792	199.6	1:18:28.523
11	1	2:39.939	54.221	49.460	56.258	182.4	29:35.837	32	2	2:24.353	48.880	44.879	50.594	200.0	1:20:52.876
12	1	2:41.042	53.911	50.391	56.740	180.9	32:16.879	33	2	2:25.035	49.111	45.215	50.709	201.1	1:23:17.911
13	1	2:40.897	54.111	50.373	56.413	180.3	34:57.776	34	2	2:24.733	49.162	44.986	50.585	200.4	1:25:42.644
14	1	2:40.144	53.283	51.066	55.795	183.7	37:37.920	35	2	2:24.552	49.129	44.546	50.877	200.4	1:28:07.196
15	1	2:42.971	53.947	51.324	57.700	182.7	40:20.891	36	2	2:24.880	49.089	44.987	50.804	199.6	1:30:32.076
16	1	2:41.654	54.379	50.555	56.720	180.0	43:02.545	650 Porsche 911 2.0L 1. Jussi ITAVUORI 2. Risto VIRTANEN GTL-ELI							
17	1	5:06.380 B	53.656	50.328	3:22.396	175.3	48:08.925	1	2	2:38.019	1:00.354	46.090	51.575		2:38.019
18	2	2:42.908	1:00.995	47.988	53.925	128.1	50:51.833	2	2	2:26.888	50.020	45.828	51.040	208.9	5:04.907
19	2	2:33.104	51.226	47.557	54.321	190.1	53:24.937	3	2	2:25.793	49.131	45.676	50.986	205.7	7:30.700
20	2	2:31.817	50.839	47.468	53.510	187.2	55:56.754	4	2	2:27.348	49.633	46.339	51.376	208.1	9:58.048
21	2	2:32.190	51.126	47.628	53.436	187.5	58:28.944	5	2	2:25.535	48.989	45.651	50.895	206.5	12:23.583
22	2	2:31.826	51.230	47.109	53.487	186.5	1:01:00.770	6	2	2:25.677	48.991	45.671	51.015	206.9	14:49.260
23	2	2:31.214	51.007	47.045	53.162	185.9	1:03:31.984	7	2	2:25.889	49.135	45.672	51.082	205.3	17:15.149
24	2	2:31.288	51.029	46.839	53.420	188.8	1:06:03.272	8	2	2:25.659	49.028	45.610	51.021	206.1	19:40.808
25	2	2:31.852	50.926	47.439	53.487	188.2	1:08:35.124	9	2	2:26.251	49.445	45.694	51.112	205.7	22:07.059
26	2	2:31.858	51.400	46.769	53.689	184.9	1:11:06.982	10	2	2:25.489	49.151	45.479	50.859	206.5	24:32.548
27	2	2:32.381	51.234	47.121	54.026	187.5	1:13:39.363	11	2	2:25.773	48.954	46.081	50.738	206.9	26:58.321
28	2	2:33.025	51.772	47.591	53.662	186.5	1:16:12.388	12	2	2:26.420	49.755	45.556	51.109	207.3	29:24.741
29	2	2:32.256	50.832	47.434	53.990	190.1	1:18:44.644	13	2	2:26.013	49.178	45.455	51.380	205.7	31:50.754
30	2	2:32.756	51.038	48.269	53.449	187.5	1:21:17.400	14	2	2:25.231	48.995	45.275	50.961	205.3	34:15.985
31	2	2:30.856	50.796	46.694	53.366	188.2	1:23:48.256								
32	2	2:31.407	50.971	46.954	53.482	185.9	1:26:19.663								
33	2	2:33.248	51.150	48.315	53.783	188.8	1:28:52.911								



2.0L CUP



2.0L CUP MUGELLO CLASSIC RACE

Sector Analysis

Personal Best Session Best B Crossing the finish line in pit lane

Lap	D	Time	Sector 1	Sector 2	Sector 3	T. Spd	Elapsed	Lap	D	Time	Sector 1	Sector 2	Sector 3	T. Spd	Elapsed
15	2	2:25.181	49.039	45.255	50.887	206.1	36:41.166	8	1	2:29.007	49.969	46.801	52.237	199.3	19:59.165
16	2	2:25.894	48.838	46.093	50.963	206.5	39:07.060	9	1	2:29.835	50.581	47.098	52.156	198.9	22:29.000
17	2	5:12.860 B	48.809	45.499	3:38.552	206.1	44:19.920	10	1	2:29.001	50.125	46.548	52.328	197.8	24:58.001
18	1	2:48.377	1:04.048	49.538	54.791	100.6	47:08.297	11	1	2:29.231	49.839	46.320	53.072	198.2	27:27.232
19	1	2:36.822	52.827	49.218	54.777	200.4	49:45.119	12	1	2:29.620	50.220	46.847	52.553	196.0	29:56.852
20	1	2:36.573	52.075	49.775	54.723	200.7	52:21.692	13	1	2:29.718	50.709	46.714	52.295	197.8	32:26.570
21	1	2:36.322	51.856	50.101	54.365	204.2	54:58.014	14	1	2:31.010	50.251	46.349	54.410	199.6	34:57.580
22	1	2:36.746	52.867	48.885	54.994	202.2	57:34.760	15	1	2:31.603	51.654	47.438	52.511	196.0	37:29.183
23	1	2:37.240	52.864	49.748	54.628	190.1	1:00:12.000	16	1	2:29.276	50.922	46.466	51.888	199.6	39:58.459
24	1	2:37.431	53.564	49.270	54.597	199.3	1:02:49.431	17	1	2:29.717	51.135	46.387	52.195	198.9	42:28.176
25	1	2:33.797	50.978	48.668	54.151	203.4	1:05:23.228	18	1	5:08.697 B	50.719	46.226	3:31.752	197.4	47:36.873
26	1	2:35.167	51.526	48.889	54.752	201.5	1:07:58.395	19	2	2:34.085	57.505	45.509	51.071	129.2	50:10.958
27	1	2:34.315	51.330	48.928	54.057	202.2	1:10:32.710	20	2	2:24.193	48.987	44.494	50.712	198.5	52:35.151
28	1	2:34.347	51.423	48.600	54.324	201.5	1:13:07.057	21	2	2:23.868	49.117	44.258	50.493	199.3	54:59.019
29	1	2:34.258	51.415	48.679	54.164	194.9	1:15:41.315	22	2	2:24.420	49.199	44.532	50.689	200.7	57:23.439
30	1	2:32.746	50.877	48.329	53.540	203.8	1:18:14.061	23	2	2:24.241	48.888	44.208	51.145	200.7	59:47.680
31	1	2:35.559	51.707	49.463	54.389	198.2	1:20:49.620	24	2	2:23.607	48.826	44.265	50.516	200.7	1:02:11.287
32	1	2:35.711	51.589	49.821	54.301	200.7	1:23:25.331	25	2	2:23.892	48.836	44.195	50.861	200.4	1:04:35.179
33	1	2:37.131	53.358	49.393	54.380	196.4	1:26:02.462	26	2	2:23.684	48.851	44.097	50.736	200.7	1:06:58.863
34	1	2:36.276	51.945	49.467	54.864	201.1	1:28:38.738	27	2	2:24.464	48.840	44.880	50.744	201.5	1:09:23.327
35	1	2:36.255	52.379	49.056	54.820	199.6	1:31:14.993	28	2	2:24.932	48.641	45.000	51.291	200.4	1:11:48.259

757 Porsche 911 2.0L 1. Jürgen RUDOLPH GTL

1	1	2:35.110	57.669	46.137	51.304		2:35.110
2	1	2:26.190	49.014	45.617	51.559	204.2	5:01.300
3	1	2:27.716	49.376	46.101	52.239	201.5	7:29.016
4	1	2:29.216	50.638	46.504	52.074	194.2	9:58.232
5	1	2:29.600	50.197	46.548	52.855	195.3	12:27.832
6	1	2:28.420	50.369	46.042	52.009	194.9	14:56.252
7	1	2:28.292	50.063	46.252	51.977	193.9	17:24.544
8	1	2:29.037	50.432	45.987	52.618	193.5	19:53.581
9	1	2:29.064	50.271	46.288	52.505	193.2	22:22.645
10	1	2:29.031	50.013	46.792	52.226	192.5	24:51.676
11	1	2:29.137	50.552	46.287	52.298	191.8	27:20.813
12	1	2:29.215	50.484	46.307	52.424	192.2	29:50.028
13	1	2:28.913	50.506	46.360	52.047	191.5	32:18.941
14	1	2:30.190	51.441	46.453	52.296	192.5	34:49.131
15	1	2:29.467	50.504	46.451	52.512	190.8	37:18.598
16	1	4:55.193 B	50.597	46.607	3:17.989	190.8	42:13.791
17	1	2:39.014	1:00.421	46.150	52.443	120.8	44:52.805
18	1	2:29.849	50.633	46.311	52.905	188.8	47:22.654
19	1	2:28.885	50.340	46.320	52.225	189.8	49:51.539
20	1	2:28.624	50.232	46.234	52.158	192.5	52:20.163
21	1	2:30.189	50.296	47.198	52.695	192.2	54:50.352
22	1	2:28.716	50.231	46.102	52.383	191.5	57:19.068
23	1	2:29.398	50.416	46.238	52.744	193.2	59:48.466

777 Porsche 911 2.0L 1. Guy ZISER 2. Oli WEBB GTL-ELI

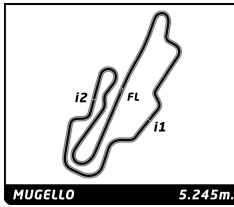
1	1	2:36.899	58.444	46.204	52.251		2:36.899
2	1	2:30.367	51.427	46.974	51.966	193.2	5:07.266
3	1	2:28.528	50.351	46.373	51.804	197.1	7:35.794
4	1	2:29.121	50.041	46.697	52.383	199.3	10:04.915
5	1	2:28.852	50.254	46.555	52.043	200.7	12:33.767
6	1	2:28.019	49.804	46.363	51.852	198.9	15:01.786
7	1	2:28.372	50.024	46.284	52.064	198.9	17:30.158

919 Porsche 911 2.0L 1. Frank STRICKER GTL

1	1	2:40.799	1:01.640	47.153	52.006		2:40.799
2	1	2:31.317	51.045	47.392	52.880	196.4	5:12.116
3	1	2:30.926	51.080	47.355	52.491	194.6	7:43.042
4	1	2:30.239	50.498	47.124	52.617	196.0	10:13.281
5	1	2:30.961	50.765	47.561	52.635	195.3	12:44.242
6	1	2:30.588	50.636	47.083	52.869	196.0	15:14.830
7	1	2:31.293	50.660	47.522	53.111	196.7	17:46.123
8	1	2:31.559	51.053	47.377	53.129	195.7	20:17.682
9	1	2:32.188	51.343	47.573	53.272	195.7	22:49.870
10	1	2:31.952	51.102	47.874	52.976	196.0	25:21.822
11	1	2:31.240	51.274	47.179	52.787	195.7	27:53.062
12	1	2:31.353	51.145	47.181	53.027	195.7	30:24.415
13	1	2:30.731	50.928	47.192	52.611	195.3	32:55.146
14	1	2:30.909	50.793	47.236	52.880	196.0	35:26.055
15	1	2:32.061	50.911	47.883	53.267	196.4	37:58.116
16	1	2:31.633	51.284	47.393	52.956	196.7	40:29.749
17	1	2:31.090	50.883	46.787	53.420	197.1	43:00.839
18	1	4:51.681 B	50.891	47.201	3:13.589	195.3	47:52.520
19	1	2:41.130	1:00.929	47.404	52.797	121.9	50:33.650
20	1	2:30.047	50.485	46.948	52.614	196.0	53:03.697
21	1	2:30.779	50.888	47.227	52.664	196.0	55:34.476
22	1	2:30.552	50.981	46.937	52.634	196.4	58:05.028
23	1	2:30.954	50.872	47.260	52.822	196.4	1:00:35.982
24	1	2:30.549	50.779	47.173	52.597	196.7	1:03:06.531
25	1	2:30.993	50.697	47.558	52.738	197.1	1:05:37.524
26	1	2:30.016	50.476	47.018	52.522	196.7	1:08:07.540



2.0L CUP



2.0L CUP MUGELLO CLASSIC RACE

Sector Analysis

■ Personal Best ■ Session Best B Crossing the finish line in pit lane

Lap	D	Time	Sector 1	Sector 2	Sector 3	T. Spd	Elapsed	Lap	D	Time	Sector 1	Sector 2	Sector 3	T. Spd	Elapsed
27	1	2:30.593	50.799	47.323	52.471	197.4	1:10:38.133								
28	1	2:30.780	50.543	47.165	53.072	196.7	1:13:08.913								
29	1	2:31.180	51.046	47.374	52.760	197.8	1:15:40.093								
30	1	2:29.832	50.234	47.152	52.446	197.1	1:18:09.925								
31	1	2:30.731	50.684	47.545	52.502	196.0	1:20:40.656								
32	1	2:30.342	50.741	47.088	52.513	197.4	1:23:10.998								
33	1	2:32.394	51.882	47.980	52.532	197.1	1:25:43.392								
34	1	2:30.230	50.766	46.886	52.578	197.4	1:28:13.622								
35	1	2:30.515	50.665	47.507	52.343	196.0	1:30:44.137								