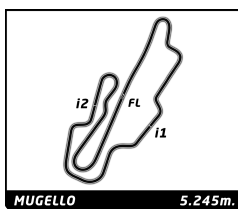




2.0L CUP



2.0L CUP MUGELLO CLASSIC PRIVATE PRACTICE

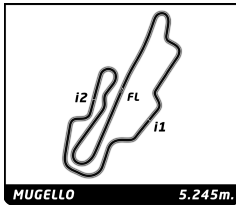
Sector Analysis

Personal Best Session Best B Crossing the finish line in pit lane

Lap	D	Time	Sector 1	Sector 2	Sector 3	T. Spd	Elapsed	Lap	D	Time	Sector 1	Sector 2	Sector 3	T. Spd	Elapsed
2 Porsche 911 2.0L 1. Marc SYDOW GTL								2	2	2:25.241	49.080	44.973	51.188	200.7	5:50.029
1	1	4:43.469	2:41.436	59.486	1:02.547	95.2	4:43.469	3	2	2:25.079	48.847	45.432	50.800	200.0	8:15.108
2	1	2:55.918	58.629	56.803	1:00.486	180.3	7:39.387	4	2	2:24.431	49.000	45.340	50.091	202.2	10:39.539
3	1	2:49.906	57.122	54.114	58.670	183.4	10:29.293	5	2	2:24.869	48.452	45.938	50.479	203.4	13:04.408
4	1	3:44.707	B 57.813	53.867	1:53.027	182.7	14:14.000	6	2	2:26.005	49.315	45.861	50.829	204.9	15:30.413
5	1	3:44.729	1:50.855	54.089	59.785	119.5	17:58.729	7	2	4:20.180	B 48.319	45.544	2:46.317	202.6	19:50.593
6	1	2:44.505	54.845	52.239	57.421	189.1	20:43.234	8	1	2:49.570	1:05.463	49.296	54.811	128.6	22:40.163
7	1	2:43.223	54.187	51.758	57.278	189.5	23:26.457	9	1	2:31.684	51.435	47.647	52.602	195.7	25:11.847
8	1	2:42.831	54.976	51.710	56.145	188.2	26:09.288	10	1	2:29.473	50.977	46.492	52.004	198.9	27:41.320
9	1	2:42.001	54.059	51.177	56.765	186.9	28:51.289	11	1	2:27.746	50.036	46.084	51.626	199.3	30:09.066
10	1	2:41.932	54.393	51.414	56.125	191.2	31:33.221	12	1	2:26.979	49.873	46.016	51.090	200.0	32:36.045
11	1	2:40.403	53.996	50.841	55.566	185.6	34:13.624	13	1	2:27.408	49.436	45.970	52.002	200.4	35:03.453
12	1	2:39.186	53.776	50.036	55.374	183.4	36:52.810	14	1	2:26.217	49.420	45.683	51.114	200.0	37:29.670
13	1	2:39.105	52.752	50.641	55.712	183.7	39:31.915	15	1	2:25.957	49.660	45.219	51.078	200.0	39:55.627
14	1	2:42.824	54.469	51.826	56.529	183.1	42:14.739	16	1	2:26.184	49.334	45.582	51.268	200.4	42:21.811
5 Porsche 911 2.0L 1. Dirk PETERS GTL															
1	1	3:43.589	1:49.863	54.637	59.089	95.0	3:43.589								
2	1	2:47.336	57.589	53.556	56.191	178.5	6:30.925								
3	1	2:47.548	54.790	54.395	58.363	186.2	9:18.473								
4	1	2:47.661	56.195	54.297	57.169	181.8	12:06.134								
5	1	2:44.929	56.529	52.648	55.752	187.2	14:51.063								
6	1	2:41.991	54.320	51.851	55.820	187.5	17:33.054								
7	1	2:47.840	56.528	52.441	58.871	189.8	20:20.894								
8	1	2:39.055	54.251	49.835	54.969	195.3	22:59.949								
9	1	2:38.516	52.934	50.585	54.997	190.8	25:38.465								
10	1	2:40.012	53.421	51.113	55.478	191.8	28:18.477								
11	1	2:40.026	54.056	50.231	55.739	186.9	30:58.503								
12	1	2:40.264	53.518	51.309	55.437	184.6	33:38.767								
13	1	2:38.805	53.204	50.388	55.213	187.2	36:17.572								
14	1	2:39.530	52.526	51.466	55.538	188.2	38:57.102								
15 Porsche 911 2.0L 1. David DANGLARD GTL															
1	1	3:37.995	1:52.205	50.517	55.273	98.7	3:37.995								
2	1	2:30.935	51.338	47.066	52.531	191.5	6:08.930								
3	1	2:31.357	50.431	47.693	53.233	197.8	8:40.287								
4	1	2:29.797	50.462	46.497	52.838	196.7	11:10.084								
5	1	10:13.920	B 50.300	46.059	8:37.561	196.4	21:24.004								
6	1	2:39.083	59.488	47.005	52.590	109.9	24:03.087								
7	1	2:29.649	51.408	46.420	51.821	191.8	26:32.736								
8	1	2:27.117	49.674	45.774	51.669	199.3	28:59.853								
9	1	2:27.480	49.793	45.945	51.742	197.4	31:27.333								
10	1	2:27.425	49.872	45.861	51.692	196.4	33:54.758								
11	1	2:27.620	49.907	46.082	51.631	196.4	36:22.378								
12	1	2:28.817	49.868	47.253	51.696	197.8	38:51.195								
27 Porsche 911 2.0L 1. Stephen EDWARDS 2. Matt NEAL GTL-ELI															
1	2	3:47.620	1:56.589	51.874	59.157	104.4	3:47.620								
2	2	2:29.438	50.913	45.921	52.604	194.2	6:17.058								
3	2	2:27.138	49.531	45.400	52.207	196.0	8:44.196								
4	2	2:28.344	49.835	46.803	51.706	197.4	11:12.540								
5	2	2:27.038	49.601	45.462	51.975	197.8	13:39.578								
6	2	2:26.616	49.575	45.335	51.706	197.1	16:06.194								
7	2	5:20.323	B 52.289	48.206	3:39.828	196.7	21:26.517								
8	1	2:44.026	1:01.549	48.349	54.128	120.4	24:10.543								
9	1	2:30.706	50.524	47.224	52.958	194.9	26:41.249								
10	1	2:30.603	50.833	46.829	52.941	198.5	29:11.852								
11	1	2:28.426	49.678	46.685	52.063	198.5	31:40.278								
12	1	2:29.706	49.767	47.518	52.421	198.2	34:09.984								
13	1	2:28.641	49.337	46.943	52.361	197.8	36:38.625								
14	1	2:32.029	49.738	50.197	52.094	197.4	39:10.654								
15	1	2:29.290	49.589	47.594	52.107	197.8	41:39.944								
35 Porsche 911 2.0L 1. Frédéric DI EGIDIO GTL															
1	1	3:13.982	1:32.103	48.624	53.255	115.5	3:13.982								
2	1	2:30.072	50.736	46.820	52.516	191.8	5:44.054								
3	1	2:30.056	50.356	45.977	53.723	191.5	8:14.110								
4	1	2:30.350	50.375	46.747	53.228	191.2	10:44.460								
5	1	2:29.188	50.020	46.660	52.508	193.5	13:13.648								
6	1	2:28.704	49.780	46.193	52.731	193.2	15:42.352								
10 Porsche 911 2.0L 1. Juan Pablo ORJUELA 2. Nelson CALLE GTL															
1	2	3:12.385	1:30.213	48.660	53.512	112.1	3:12.385								
2	2	2:25.692	49.021	45.468	51.203	199.3	5:38.077								
3	2	2:27.583	49.626	46.652	51.305	201.5	8:05.660								
4	2	2:27.415	49.534	46.834	51.047	200.4	10:33.075								
5	2	2:28.163	50.306	46.625	51.232	200.4	13:01.238								
6	2	2:26.602	49.531	46.041	51.030	200.4	15:27.840								
7	2	2:27.174	49.408	46.389	51.377	200.0	17:55.014								
8	2	2:26.608	49.586	46.002	51.020	200.0	20:21.622								
9	2	4:12.630	B 52.211	46.634	2:33.785	196.0	24:34.252								
10	1	2:41.276	1:01.623	46.859	52.794	126.0	27:15.528								
11	1	2:28.199	50.172	46.529	51.498	199.3	29:43.727								
12	1	2:27.439	49.341	46.280	51.818	199.6	32:11.166								
13	1	2:27.461	49.828	45.767	51.866	200.0	34:38.627								
14	1	2:27.522	49.534	46.264	51.724	200.0	37:06.149								
15	1	2:29.377	51.024	46.599	51.754	200.4	39:35.526								
16	1	2:29.075	51.222	46.757	51.096	201.5	42:04.601								
11 Porsche 911 2.0L 1. Evgeny KIREEV 2. Ramzan ORUSBAEV GTL-ELI															
1	2	3:24.788	1:45.702	48.031	51.055	113.6	3:24.788								



2.0L CUP



2.0L CUP MUGELLO CLASSIC PRIVATE PRACTICE

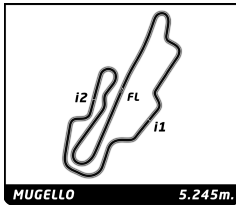
Sector Analysis

Personal Best Session Best B Crossing the finish line in pit lane

Lap	D	Time	Sector 1	Sector 2	Sector 3	T. Spd	Elapsed	Lap	D	Time	Sector 1	Sector 2	Sector 3	T. Spd	Elapsed
7	1	2:28.127	49.975	45.821	52.331	194.2	18:10.479	13	1	2:26.366	49.069	45.290	52.007	197.4	38:44.041
8	1	2:49.521 B	51.087	46.470	1:11.964	193.9	21:00.000	14	1	2:25.750	49.339	45.269	51.142	197.1	41:09.791
9	1	4:19.581	2:37.133	47.722	54.726	117.1	25:19.581	68 Porsche 911 2.0L 1. Juergen WESTPHAL 2. Andreas MIDDENDORF GTL							
10	1	2:41.163	56.695	47.331	57.137	158.4	28:00.744	1	1	4:17.791	2:17.790	55.663	1:04.338	82.1	4:17.791
11	1	4:53.859 B	1:03.524	53.075	2:57.260	124.3	32:54.603	2	1	2:50.744	57.697	54.463	58.584	170.1	7:08.535
12	1	2:38.433	58.418	46.944	53.071	120.1	35:33.036	3	1	2:43.417	54.025	51.161	58.231	179.1	9:51.952
13	1	2:31.534	51.047	46.814	53.673	184.3	38:04.570	4	1	2:42.366	53.717	51.118	57.531	185.2	12:34.318
42 Porsche 911 2.0L 1. Stephan KOENIG 2. Philipp KOENIG GTL								5	1	4:51.558 B	52.011	50.070	3:09.477	192.2	17:25.876
1	1	3:11.372	1:32.285	46.886	52.201	120.9	3:11.372	6	2	2:53.789	1:08.297	49.063	56.429	100.7	20:19.665
2	1	2:26.314	49.182	45.445	51.687	202.6	5:37.686	7	2	2:36.677	51.553	48.274	56.850	178.5	22:56.342
3	1	2:32.328	50.676	48.036	53.616	203.4	8:10.014	8	2	2:28.022	50.205	45.901	51.916	189.1	25:24.364
4	1	2:25.857	48.903	45.561	51.393	203.8	10:35.871	9	2	2:30.427	50.197	46.966	53.264	192.5	27:54.791
5	1	2:28.142	49.405	46.824	51.913	205.3	13:04.013	10	2	2:27.600	49.496	46.215	51.889	198.2	30:22.391
6	1	2:27.654	49.165	46.709	51.780	205.3	15:31.667	11	2	2:36.534	53.065	47.504	55.965	198.2	32:58.925
7	1	4:29.797 B	48.390	46.458	2:54.949	204.9	20:01.464	12	2	2:27.172	49.913	45.386	51.873	194.9	35:26.097
8	1	2:46.077	1:03.474	49.147	53.456	117.6	22:47.541	13	2	2:28.204	50.099	45.864	52.241	195.7	37:54.301
9	1	2:32.312	51.663	48.298	52.351	205.7	25:19.853	14	2	2:27.148	49.489	45.466	52.193	196.4	40:21.449
10	1	2:29.382	50.739	46.746	51.897	203.0	27:49.235	71 Porsche 911 2.0L 1. Johannes STENGEL 2. Stefan AUST GTL							
11	1	2:28.591	50.218	46.419	51.954	206.5	30:17.826	1	1	3:15.297	1:31.770	50.483	53.044	112.5	3:15.297
12	1	2:29.778	50.065	46.730	52.983	206.1	32:47.604	2	1	2:28.567	50.118	46.464	51.985	199.6	5:43.864
13	1	2:28.239	50.029	46.569	51.641	205.7	35:15.843	3	1	2:27.071	49.586	45.749	51.736	200.7	8:10.935
14	1	2:27.897	49.870	46.123	51.904	205.7	37:43.740	4	1	2:26.667	49.226	45.660	51.781	201.1	10:37.602
15	1	2:27.278	49.765	45.909	51.604	207.3	40:11.018	5	1	2:28.204	49.611	46.924	51.669	201.1	13:05.806
55 Porsche 911 2.0L 1. Philippe de CRAENE GTL								6	1	2:26.329	49.051	45.552	51.726	201.5	15:32.135
1	1	4:19.513	2:21.581	57.403	1:00.529	76.5	4:19.513	7	1	3:55.984 B	49.333	45.520	2:21.131	203.4	19:28.119
2	1	2:43.095	57.167	50.820	55.108	153.6	7:02.608	8	2	2:40.558	58.668	48.278	53.612	131.1	22:08.677
3	1	2:33.947	51.202	48.741	54.004	191.2	9:36.555	9	2	2:27.328	49.772	45.866	51.690	199.6	24:36.005
4	1	2:32.171	50.469	47.996	53.706	196.0	12:08.726	10	2	2:26.568	49.247	45.937	51.384	200.4	27:02.573
5	1	5:20.079 B	52.292	49.115	3:38.672	197.8	17:28.805	11	2	2:26.588	49.184	46.021	51.383	201.1	29:29.161
6	1	2:50.702	1:06.932	49.096	54.674	109.9	20:19.507	12	2	2:27.829	49.542	46.853	51.434	200.0	31:56.990
7	1	2:33.391	51.274	49.068	53.049	195.7	22:52.898	13	2	2:26.202	49.138	45.836	51.228	199.3	34:23.192
8	1	2:30.083	49.893	47.866	52.324	197.4	25:22.981	14	2	2:26.844	49.120	46.075	51.649	200.4	36:50.036
9	1	2:29.850	50.329	47.344	52.177	199.3	27:52.831	15	2	2:26.420	48.987	45.968	51.465	200.4	39:16.456
10	1	2:30.899	50.549	47.781	52.569	198.2	30:23.730	16	2	2:26.661	49.157	45.996	51.508	200.7	41:43.117
11	1	2:30.833	50.074	47.597	53.162	198.5	32:54.563	75 Porsche 911 2.0L 1. Jan HUNGER GTL							
12	1	2:31.011	50.312	47.608	53.091	197.4	35:25.574	1	1	3:48.314	1:57.038	52.494	58.782	104.1	3:48.314
13	1	2:30.200	50.014	47.583	52.603	196.7	37:55.774	2	1	2:38.524	53.131	51.161	54.232	196.7	6:26.838
14	1	2:31.963	50.234	47.914	53.815	196.4	40:27.737	3	1	2:34.976	52.857	48.147	53.972	178.2	9:01.814
60 Porsche 911 2.0L 1. Kyle TILLEY 2. Oliver BRYANT ELI								4	1	2:34.681	51.484	49.313	53.884	195.7	11:36.495
1	2	3:05.003	1:27.204	46.013	51.786	96.3	3:05.003	5	1	2:34.327	51.576	48.510	54.241	197.1	14:10.822
2	2	2:23.573	48.812	44.154	50.607	194.9	5:28.576	6	1	2:34.413	52.787	48.030	53.596	194.2	16:45.235
3	2	2:23.007	48.232	44.154	50.621	195.7	7:51.583	7	1	2:33.813	52.145	48.321	53.347	192.5	19:19.048
4	2	6:39.311 B	48.286	45.998	5:05.027	196.7	14:30.894	8	1	2:32.306	51.012	48.412	52.882	197.8	21:51.354
5	1	2:40.359	59.951	47.541	52.867	121.2	17:11.253	9	1	5:28.969 B	51.091	49.289	3:48.589	194.2	27:20.323
6	1	2:28.618	49.921	46.502	52.195	195.3	19:39.871	10	1	2:45.019	1:00.773	50.033	54.213	111.2	30:05.342
7	1	2:27.499	49.718	46.026	51.755	196.0	22:07.370	11	1	2:35.646	52.167	49.407	54.072	186.2	32:40.988
8	1	2:26.492	49.287	45.696	51.509	196.4	24:33.862	12	1	2:35.704	51.500	49.762	54.442	195.3	35:16.692
9	1	2:26.047	49.217	45.455	51.375	196.7	26:59.909	13	1	2:33.612	51.039	48.843	53.730	197.1	37:50.304
10	1	4:17.593 B	49.035	45.483	2:43.075	197.1	31:17.502	14	1	2:33.092	50.954	48.587	53.551	196.0	40:23.396
11	1	2:34.362	57.638	45.247	51.477	124.9	33:51.864								
12	1	2:25.811	49.168	45.062	51.581	196.4	36:17.675								



2.0L CUP



2.0L CUP MUGELLO CLASSIC PRIVATE PRACTICE

Sector Analysis

■ Personal Best ■ Session Best **B** Crossing the finish line in pit lane

Lap	D	Time	Sector 1	Sector 2	Sector 3	T. Spd	Elapsed	Lap	D	Time	Sector 1	Sector 2	Sector 3	T. Spd	Elapsed
1	1	3:41.680	1:52.915	51.815	56.950	97.6	3:41.680								
2	1	2:39.435	58.044	48.270	53.121	154.1	6:21.115								
3	1	2:31.994	52.134	47.329	52.531	166.7	8:53.109								
4	1	2:31.801	50.669	48.334	52.798	197.1	11:24.910								
5	1	2:30.437	50.812	47.153	52.472	197.4	13:55.347								
6	1	4:55.119 B	50.334	47.514	3:17.271	197.8	18:50.466								
7	1	2:43.183	1:00.266	49.267	53.650	121.8	21:33.649								
8	1	2:29.701	50.775	46.811	52.115	196.4	24:03.350								
9	1	2:28.966	50.390	46.675	51.901	199.3	26:32.316								
10	1	2:29.644	50.832	46.558	52.254	197.8	29:01.960								
11	1	2:29.590	50.152	46.710	52.728	197.8	31:31.550								
12	1	2:29.170	50.234	46.806	52.130	196.7	34:00.720								
13	1	2:30.116	50.325	47.301	52.490	198.2	36:30.836								
14	1	2:29.689	50.208	47.097	52.384	197.4	39:00.525								