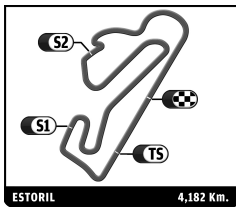


IBERIAN HISTORIC ENDURANCE ESTORIL CLASSICS QUALIFYING

Sector Analysis

							■ Personal Best ■ Session Best ■ Crossing the finish line in pit lane								
Lap	D	Time	Sector 1	Sector 2	Sector 3	T. Spd	Elapsed	Lap	D	Time	Sector 1	Sector 2	Sector 3	T. Spd	Elapsed
1		Porsche 356 SC 1. Guillermo VELASCO 2. Francisco FREITAS					1965								
1	1	4:20.157	2:10.416	1:19.412	50.329		4:20.157								
2	1	2:29.659	31.611	1:11.497	46.551	134.0	6:49.816								
3	1	2:30.582	30.514	1:11.821	48.247	159.7	9:20.398								
4	1	2:23.655	29.429	1:10.438	43.788	170.0	11:44.053								
5	1	2:23.174	28.397	1:11.216	43.561	165.7	14:07.227								
6	1	2:38.373 B	29.219	1:10.729	58.425	167.7	16:45.600								
7	1	3:51.852	2:03.876	1:06.103	41.873		20:37.452								
8	1	2:13.605	26.615	1:05.255	41.735	190.2	22:51.057								
9	1	2:13.811	26.714	1:05.732	41.365	189.6	25:04.868								
10	1	2:14.621	26.866	1:06.198	41.557	182.1	27:19.489								
11	1	2:42.473 B	26.742	1:10.480	1:05.251	191.9	30:01.962								
12	1	5:29.620	3:41.140	1:06.392	42.088		35:31.582								
13	1	2:14.416	26.660	1:05.591	42.165	188.0	37:45.998								
14	1	2:13.089	26.377	1:05.206	41.506	189.6	39:59.087								
2		Ginetta G4R 1. Palle PEDERSEN					GTP&SC								
1	1	2:35.402	46.530	1:09.464	39.408		2:35.402								
2	1	2:03.402	25.288	1:00.011	38.103	189.9	4:38.804								
3	1	2:05.226	24.820	1:01.240	39.166	193.9	6:44.030								
4	1	2:03.971	24.462	1:01.510	37.999	193.6	8:48.001								
5	1	2:04.082	24.624	1:00.675	38.783	185.4	10:52.083								
6	1	2:07.034	24.387	1:03.754	38.893	204.3	12:59.117								
7	1	2:03.327	24.556	1:00.343	38.428	201.3	15:02.444								
8	1	2:03.693	24.490	1:00.030	39.173	199.9	17:06.137								
9	1	2:13.428	25.553	1:08.667	39.208	175.7	19:19.565								
10	1	2:05.147	25.246	1:01.171	38.730	190.2	21:24.712								
11	1	2:25.108 B	25.374	1:01.870	57.864	178.8	23:49.820								
12	1	5:55.348 B	3:37.226	1:10.908	1:07.214		29:45.168								
13	1	5:43.528	4:01.898	1:03.280	38.350		35:28.696								
14	1	2:06.348	25.528	1:02.070	38.750	175.2	37:35.044								
15	1	2:06.926	26.730	1:01.464	38.732	168.7	39:41.970								
16	1	2:10.398	26.052	1:05.382	38.964	183.9	41:52.368								
8		Porsche 911 SWB 1. Carlos BELTRAN					GDS								
1	1	3:27.581	1:20.805	1:19.278	47.498		3:27.581								
2	1	2:27.380	31.196	1:11.765	44.419	156.1	5:54.961								
3	1	2:25.691	30.301	1:11.446	43.944	155.2	8:20.652								
4	1	2:22.935	28.849	1:10.899	43.187	159.7	10:43.587								
5	1	2:39.361 B	28.577	1:11.417	59.367	165.0	13:22.948								
6	1	3:50.484	1:58.262	1:09.203	43.019		17:13.432								
7	1	2:25.046	29.759	1:10.251	45.036	169.0	19:38.478								
8	1	2:21.687	29.245	1:08.508	43.934	156.8	22:00.165								
9	1	2:21.160	29.211	1:09.115	42.834	149.4	24:21.325								
10	1	2:36.482 B	28.693	1:08.973	58.816	152.7	26:57.807								
12		Porsche 356 1. François GUERIN					1965								
1	1	3:41.583	1:39.649	1:15.150	46.784		3:41.583								
2	1	2:22.085	29.562	1:08.363	44.160	171.1	6:03.668								
3	1	2:23.429	29.703	1:09.411	44.315	146.6	8:27.097								
4	1	2:24.640	29.124	1:09.921	45.595	165.2	10:51.737								
5	1	2:27.232	28.943	1:13.544	44.745	167.7	13:18.969								
6	1	2:58.290 B	29.258	1:17.439	1:11.593	161.6	16:17.259								
7	1	3:46.094	1:52.013	1:08.866	45.215		20:03.353								
8	1	2:24.812	29.875	1:10.194	44.743	157.0	22:28.165								
9	1	2:39.205 B	29.589	1:11.122	58.494	159.5	25:07.370								
14		Lotus Seven 1. João MIRA GOMES 2. Nuno AFOITO					GTP&SC								
1	1	2:40.491	45.486	1:13.714	41.291		2:40.491								
2	1	2:09.219	25.918	1:02.575	40.726	190.6	4:49.710								
3	1	2:19.875 B	26.486	1:03.891	49.498	182.7	7:09.585								
4	1	4:27.816	2:39.542	1:05.812	42.462		11:37.401								
5	1	2:13.179	27.376	1:04.961	40.842	182.1	13:50.580								
6	1	2:12.598	27.057	1:04.223	41.318	182.7	16:03.178								
7	1	2:17.310	27.361	1:06.793	43.156	173.8	18:20.488								
8	1	2:13.705	27.135	1:04.364	42.206	184.5	20:34.193								
9	1	2:33.660 B	27.469	1:04.872	1:01.319	180.3	23:07.853								
10	1	3:11.194	1:22.344	1:05.732	43.118		26:19.047								
11	1	2:36.439 B	27.082	1:05.227	1:04.130	182.7	28:55.486								
12	1	6:41.168	4:54.835	1:04.756	41.577		35:36.654								
13	1	2:11.121	26.361	1:04.678	40.082	188.3	37:47.775								
14	1	2:07.675	25.374	1:01.949	40.352	189.9	39:55.450								
15	1	2:30.201	28.857	1:12.504	48.840	188.6	42:25.651								
16		Lotus Elan 26R 1. Francisco ALBUQUERQUE					1965								
1	1	3:48.580	2:00.367	1:07.013	41.200		3:48.580								
2	1	2:14.548	27.335	1:05.138	42.075	173.5	6:03.128								
3	1	2:19.292 B	26.484	1:03.899	48.909	171.6	8:22.420								
4	1	3:57.330	2:13.439	1:03.609	40.282		12:19.750								
5	1	2:07.799	25.239	1:02.523	40.037	193.9	14:27.549								
6	1	2:09.228	25.620	1:03.179	40.429	181.2	16:36.777								
7	1	2:07.205	25.106	1:02.343	39.756	196.3	18:43.982								
8	1	2:07.657	24.834	1:02.923	39.900	203.5	20:51.639								
9	1	2:32.108 B	24.968	1:09.774	57.366	201.3	23:23.747								

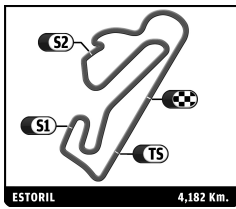


IBERIAN HISTORIC ENDURANCE
ESTORIL CLASSICS
QUALIFYING

Sector Analysis

Personal Best Session Best B Crossing the finish line in pit lane

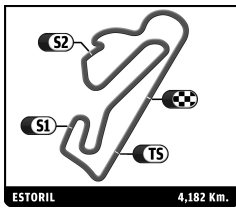
Lap	D	Time	Sector 1	Sector 2	Sector 3	T. Spd	Elapsed	Lap	D	Time	Sector 1	Sector 2	Sector 3	T. Spd	Elapsed	
20		Alfa Romeo GTAm										1971				
		1.Rafael CERVEIRA PINTO														
		2.Carlos DIAS PEDRO														
1	1	3:50.107	2:04.366	1:05.732	40.009		3:50.107	5	1	2:04.366	24.990	1:00.122	39.254	190.9	11:58.510	
2	1	2:14.578	26.600	1:04.927	43.051	170.0	6:04.685	6	1	2:13.183	25.546	1:07.448	40.189	175.4	14:11.693	
3	1	2:11.330	27.249	1:03.867	40.214	165.0	8:16.015	7	1	2:03.296	24.893	59.984	38.419	195.6	16:14.989	
4	1	2:09.689	26.292	1:03.304	40.093	175.2	10:25.704	8	1	2:33.757 B	26.688	1:07.100	59.969	177.4	18:48.746	
5	1	2:09.739	26.197	1:02.903	40.639	177.7	12:35.443	9	1	6:15.985	4:31.928	1:04.267	39.790		25:04.731	
6	1	2:09.552	26.250	1:03.028	40.274	176.0	14:44.995	10	1	2:08.232	25.287	1:02.751	40.194	181.2	27:12.963	
7	1	2:23.866 B	27.084	1:03.130	53.652	167.7	17:08.861	11	1	2:45.269 B	25.516	1:12.012	1:07.741	188.3	29:58.232	
8	1	5:48.911	3:56.878	1:10.049	41.984		22:57.772	12	1	5:53.268	4:09.204	1:03.574	40.490		35:51.500	
9	1	2:14.303	26.875	1:06.136	41.292	179.1	25:12.075	13	1	2:06.713	25.560	1:01.517	39.636	184.8	37:58.213	
10	1	2:14.097	27.182	1:06.235	40.680	180.3	27:26.172									
11	1	2:58.566 B	26.891	1:28.552	1:03.123	173.5	30:24.738									
12	1	5:18.214	3:29.192	1:07.392	41.630		35:42.952									
13	1	2:13.884	26.740	1:06.195	40.949	181.5	37:56.836									
14	1	2:14.045	27.454	1:05.018	41.573	174.3	40:10.881									
15	1	2:19.416	28.189	1:08.449	42.778	178.5	42:30.297									
23		Porsche 356 Speedster										GDS				
		1.Vincent TOURNEUR														
1	1	3:43.126	1:26.435	1:23.792	52.899		3:43.126	1	1	4:27.265	2:33.926	1:11.442	41.897		4:27.265	
2	1	2:43.130	35.559	1:18.278	49.293	119.0	6:26.256	2	1	2:11.980	26.568	1:04.871	40.541	180.0	6:39.245	
3	1	2:42.416	32.714	1:19.919	49.783	144.7	9:08.672	3	1	2:11.028	26.295	1:03.478	41.255	176.0	8:50.273	
4	1	2:38.718	32.981	1:17.192	48.545	141.1	11:47.390	4	1	2:09.442	26.008	1:02.609	40.825	170.0	10:59.715	
5	1	2:38.325	32.063	1:17.382	48.880	140.8	14:25.715	5	1	2:12.192	26.394	1:03.925	41.873	157.7	13:11.907	
6	1	2:38.571	33.156	1:16.196	49.219	135.8	17:04.286	6	1	2:07.658	25.936	1:02.120	39.602	170.8	15:19.565	
7	1	2:55.414 B	31.366	1:16.562	1:07.486	147.6	19:59.700	7	1	2:08.178	25.214	1:03.423	39.541	179.7	17:27.743	
8	1	5:36.544	3:30.615	1:15.688	50.241		25:36.244	8	1	2:37.068 B	42.109	1:02.380	52.579	172.7	20:04.811	
9	1	3:04.615 B	32.985	1:16.524	1:15.106	145.2	28:40.859	9	1	7:02.866	5:06.954	1:09.854	46.058		27:07.677	
10	1	6:40.408	4:32.509	1:19.734	48.165		35:21.267	10	1	2:52.320 B	28.240	1:20.165	1:03.915	166.7	29:59.997	
11	1	2:35.313	32.076	1:16.490	46.747	139.5	37:56.580	11	1	5:25.561	3:32.927	1:09.890	42.744		35:25.558	
12	1	2:34.216	31.669	1:15.912	46.635	148.2	40:30.796	12	1	2:21.723	28.572	1:09.404	43.747	144.8	37:47.281	
47		Alfa Romeo GTAm										1971				
		1.Roberto DIAZ-RINCON														
1	1	4:17.272	2:13.918	1:18.728	44.626		4:17.272	1	1	2:20.607	28.048	1:08.678	43.881	157.7	6:37.879	
2	1	2:20.607	28.048	1:08.678	43.881	157.7	6:37.879	2	1	2:18.618	28.291	1:08.607	41.720	162.1	8:56.497	
3	1	2:18.618	28.291	1:08.607	41.720	162.1	8:56.497	3	1	2:15.295	27.725	1:05.659	41.911	159.7	11:11.792	
4	1	2:15.295	27.725	1:05.659	41.911	159.7	11:11.792	4	1	2:19.930	28.085	1:07.691	44.154	157.7	13:31.722	
5	1	2:19.930	28.085	1:07.691	44.154	157.7	13:31.722	5	1	2:30.139	29.733	1:12.448	47.958	150.2	16:01.861	
6	1	2:30.139	29.733	1:12.448	47.958	150.2	16:01.861	6	1	2:31.355	31.224	1:15.123	45.008	135.8	18:33.216	
7	1	2:31.355	31.224	1:15.123	45.008	135.8	18:33.216	7	1	2:14.629	26.889	1:05.465	42.275	167.7	20:47.845	
8	1	2:14.629	26.889	1:05.465	42.275	167.7	20:47.845	8	1	2:13.454	26.820	1:05.577	41.057	176.0	23:01.299	
9	1	2:13.454	26.820	1:05.577	41.057	176.0	23:01.299	9	1	2:22.480 B	27.172	1:05.882	49.426	166.9	25:23.779	
10	1	2:22.480 B	27.172	1:05.882	49.426	166.9	25:23.779	10	1	9:21.796	7:33.720	1:07.075	41.001		34:45.575	
11	1	9:21.796	7:33.720	1:07.075	41.001		34:45.575	11	1	2:23.694	27.409	1:15.694	40.591	167.2	37:09.269	
12	1	2:23.694	27.409	1:15.694	40.591	167.2	37:09.269	12	1	2:14.555	27.022	1:06.324	41.209	167.5	39:23.824	
13	1	2:14.555	27.022	1:06.324	41.209	167.5	39:23.824	13	1	2:38.669	44.404	1:09.471	44.794	166.2	42:02.493	
14	1	2:38.669	44.404	1:09.471	44.794	166.2	42:02.493									
50		Alfa Romeo Giulia Ti Super										GDS				
		1.Rui BEVILACQUA														
		2.Nuno VEIGA														
1	1	3:43.323			45.436		3:43.323	1	1	2:25.652			45.208	165.2	6:08.975	
2	1	2:25.652			45.208	165.2	6:08.975	2	1	2:22.178			44.269	171.9	8:31.153	
3	1	2:22.178			44.269	171.9	8:31.153	3	1	2:22.443			44.228	168.7	10:53.596	
4	1	2:22.443			44.228	168.7	10:53.596	4	1	2:24.954	29.222	1:10.366	45.366	154.8	13:18.550	
5	1	2:24.954	29.222	1:10.366	45.366	154.8	13:18.550	5	1	2:43.435 B			1:03.882	169.8	16:01.985	
6	1	2:43.435 B			1:03.882	169.8	16:01.985	6	1	5:36.212	3:41.498	1:11.313	43.401		21:38.197	
7	1	5:36.212	3:41.498	1:11.313	43.401		21:38.197	7	1	2:21.932	28.265	1:09.437	44.230	173.2	24:00.129	
8	1	2:21.932	28.265	1:09.437	44.230	173.2	24:00.129	8	1	2:45.210 B	28.021	1:08.336	1:08.853	171.3	26:45.339	
9	1	2:45.210 B	28.021	1:08.336	1:08.853	171.3	26:45.339									
51		Alfa Romeo GTAm										1971				
		1.Jorge SANTOS														
		2.Alcides PETIZ														
1	1	3:30.230	1:48.884	1:02.474	38.872		3:30.230									
2	1	2:05.962	26.858	1:00.554	38.550	165.0	5:36.192									
3	1	2:05.013	25.108	1:01.810	38.095	187.6	7:41.205									
4	1	2:12.939	27.547	1:05.910	39.482	178.0	9:54.144									



IBERIAN HISTORIC ENDURANCE
ESTORIL CLASSICS
QUALIFYING

Sector Analysis

Personal Best							Session Best							B Crossing the finish line in pit lane									
Lap	D	Time	Sector 1	Sector 2	Sector 3	T. Spd	Elapsed	Lap	D	Time	Sector 1	Sector 2	Sector 3	T. Spd	Elapsed	Lap	D	Time	Sector 1	Sector 2	Sector 3	T. Spd	Elapsed
52 Jaguar E Type 1.Rhea SAUTTER 2.Andrew NEWALL 1965																							
1	1	4:15.789	2:13.043	1:18.564	44.182		4:15.789	7	1	2:02.129	24.581	59.218	38.330	207.4	20:35.970								
2	1	2:12.075	26.672	1:05.279	40.124	169.0	6:27.864	8	1	2:00.763	24.983	58.595	37.185	191.5	22:36.733								
3	1	2:09.991	25.959	1:03.563	40.469	180.6	8:37.855	9	1	2:00.083	23.756	59.008	37.319	217.1	24:36.816								
4	1	2:09.555	25.838	1:03.494	40.223	185.1	10:47.410	10	1	2:29.289	B	27.155	1:08.682	53.452	188.9	27:06.105							
5	1	2:16.003	26.487	1:08.298	41.218	180.9	13:03.413	11	1	8:52.482	7:12.914	1:01.531	38.037		35:58.587								
6	1	2:11.656	28.713	1:03.107	39.836	174.0	15:15.069	12	1	2:00.492	24.115	58.868	37.509	206.2	37:59.079								
7	1	2:07.802	25.668	1:02.349	39.785	187.0	17:22.871	13	1	2:02.558	24.731	1:00.372	37.455	191.5	40:01.637								
8	1	2:26.580	B	26.503	1:05.215	54.862	174.6	19:49.451	14	1	2:26.921	45.935	1:03.064	37.922	209.7	42:28.558							
9	1	4:55.056	3:09.498	1:04.928	40.630		24:44.507																
10	1	2:10.045	26.975	1:03.258	39.812	177.4	26:54.552																
11	1	2:39.753	B	26.546	1:09.287	1:03.920	170.0	29:34.305															
12	1	6:10.464	4:21.269	1:09.082	40.113		35:44.769																
13	1	2:09.915	25.945	1:03.350	40.620	184.2	37:54.684																
14	1	2:10.477	26.074	1:04.232	40.171	183.6	40:05.161																
15	1	2:21.164	26.929	1:12.662	41.573	186.4	42:26.325																
69 Porsche 911 2.5 ST 1.Vincent JIMENEZ 1971																							
1	1	4:19.796	2:22.579	1:14.481	42.736		4:19.796	7	1	2:11.290	27.049	1:04.184	40.057	173.5	6:31.086								
2	1	2:11.290	27.049	1:04.184	40.917	172.4	8:42.389	8	1	2:11.303	27.680	1:02.706	40.917	172.4	8:42.389								
3	1	2:11.303	27.680	1:02.706	40.917	172.4	11:31.790	9	1	2:49.401	26.207	1:03.484	1:19.710	180.0	11:31.790								
4	1	2:49.401	26.207	1:03.484	40.244	195.6	13:40.752	10	1	2:08.962	26.079	1:02.639	40.244	195.6	13:40.752								
5	1	2:08.962	26.079	1:02.639	40.244	195.6	15:51.633	11	1	2:10.881	25.888	1:03.742	41.251	200.2	15:51.633								
6	1	2:10.881	25.888	1:03.742	41.251	200.2	18:20.847	12	1	2:29.214	B	26.563	1:05.396	57.255	182.1	18:20.847							
7	1	2:29.214	B	26.563	1:05.396	57.255	22:17.734	13	1	3:56.887	2:11.282	1:03.991	41.614		22:17.734								
8	1	3:56.887	2:11.282	1:03.991	41.614		24:28.458	14	1	2:10.724	26.015	1:04.349	40.360	201.7	24:28.458								
9	1	2:10.724	26.015	1:04.349	40.360	201.7	26:43.715	15	1	2:15.257	28.078	1:05.839	41.340	180.0	26:43.715								
10	1	2:15.257	28.078	1:05.839	41.340	180.0																	
81 Ford Escort RS 1.Mário SILVA 1971																							
1	1	5:01.426	2:56.171	1:24.198	41.057		5:01.426	7	1	2:04.860	25.348	1:00.606	38.906	183.6	7:06.286								
2	1	2:04.860	25.348	1:00.606	38.906	183.6	9:11.264	8	1	2:04.978	25.231	1:01.182	38.565	179.4	9:11.264								
3	1	2:04.978	25.231	1:01.182	38.565	179.4	11:16.357	9	1	2:05.093	25.316	1:01.033	38.744	180.6	11:16.357								
4	1	2:05.093	25.316	1:01.033	38.744	180.6	13:38.263	10	1	2:21.906	B	24.638	1:02.494	54.774	183.0	13:38.263							
5	1	2:21.906	B	24.638	1:02.494	54.774	27:34.267	11	1	13:56.004	...	1:15.205	40.382		27:34.267								
6	1	13:56.004	...	1:15.205	40.382		30:44.349	12	1	3:10.082	B	26.068	1:31.451	1:12.563	182.1	30:44.349							
7	1	3:10.082	B	26.068	1:31.451	1:12.563																	
83 Porsche 911 RS 3.0 1.Bruno DUARTE 2.Filipe SILVA JESUS 1976																							
1	1	5:06.663	3:17.739	1:07.736	41.188		5:06.663	7	1	2:04.128	25.237	1:00.698	38.193	196.3	7:10.791								
2	1	2:04.128	25.237	1:00.698	38.193	196.3	9:14.377	8	1	2:03.586	24.244	1:00.561	38.781	212.9	9:14.377								
3	1	2:03.586	24.244	1:00.561	38.781	212.9	11:19.946	9	1	2:05.569	24.927	1:01.364	39.278	202.8	11:19.946								
4	1	2:05.569	24.927	1:01.364	39.278	202.8	13:25.337	10	1	2:05.391	24.728	1:01.107	39.556	198.4	13:25.337								
5	1	2:05.391	24.728	1:01.107	39.556	198.4	15:30.152	11	1	2:04.815	24.535	1:01.799	38.481	202.4	15:30.152								
6	1	2:04.815	24.535	1:01.799	38.481	202.4	17:45.989	12	1	2:15.837	24.548	1:12.731	38.558	209.7	17:45.989								
7	1	2:15.837	24.548	1:12.731	38.558	209.7	20:07.179	13	1	2:21.190	B	25.573	1:01.382	54.235	180.9	20:07.179							
8	1	2:21.190	B	25.573	1:01.382	54.235	24:29.938	14	1	4:22.759	2:39.204	1:04.394	39.161		24:29.938								
9	1	4:22.759	2:39.204	1:04.394	39.161		26:38.494	15	1	2:08.556	26.927	1:02.352	39.277	171.1	26:38.494								
10	1	2:08.556	26.927	1:02.352	39.277	171.1	29:18.196	11	1	2:39.702	B	25.179	1:00.973	1:13.550	187.0	29:18.196							
11	1	2:39.702	B	25.179	1:00.973	1:13.550	34:54.378	12	1	5:36.182	3:55.763	1:02.335	38.084		34:54.378								
12	1	5:36.182	3:55.763	1:02.335	38.084		36:57.606	13	1	2:03.228	24.765	1:00.233	38.230	194.6	36:57.606								
13	1	2:03.228	24.765	1:00.233	38.230	194.6	39:00.966	14	1	2:03.360	25.437	1:00.057	37.866	184.5	39:00.966								
14	1	2:03.360	25.437	1:00.057	37.866	184.5	41:03.713	15	1	2:02.747	24.879	59.943	37.925	196.7	41:03.713								
15	1	2:02.747	24.879	59.943	37.925	196.7																	
90 Porsche 914 1.Toni GARCIA 1971																							
1	1	3:18.764	1:09.848	1:20.461	48.455		3:18.764	7	1	2:22.403	29.570	1:08.688	44.145	168.5	5:41.167								
2	1	2:22.403	29.570	1:08.688	44.145	168.5	7:57.525	8	1	2:16.358	27.757	1:06.477	42.124	180.0	7:57.525								
3	1	2:16.358	27.757	1:06.477	42.124	180.0	10:17.412	9	1	2:19.887	28.203	1:07.968	43.716	172.4	10:17.412								
4	1	2:19.887	28.203	1:07.968	43.716	172.4	12:38.050	10	1	2:20.638	28.508	1:08.397	43.733	174.3	12:38.050								
5	1	2:20.638	28.508	1:08.397	43.733	174.3																	



IBERIAN HISTORIC ENDURANCE
ESTORIL CLASSICS
QUALIFYING

Sector Analysis

Personal Best Session Best B Crossing the finish line in pit lane

Lap	D	Time	Sector 1	Sector 2	Sector 3	T. Spd	Elapsed	Lap	D	Time	Sector 1	Sector 2	Sector 3	T. Spd	Elapsed
6	1	2:16.384	27.877	1:06.730	41.777	176.8	14:54.434	2	1	2:09.298	25.297	1:04.361	39.640	186.7	5:33.208
7	1	2:19.305	27.943	1:08.632	42.730	180.3	17:13.739	3	1	1:59.663	23.844	58.508	37.311	214.2	7:32.871
8	1	2:18.565	28.797	1:07.418	42.350	181.5	19:32.304	4	1	2:04.822	25.010	1:01.644	38.168	193.9	9:37.693
9	1	2:17.889	28.463	1:06.423	43.003	178.8	21:50.193	5	1	2:00.410	23.706	58.690	38.014	216.7	11:38.103
10	1	2:15.804	27.401	1:06.683	41.720	183.6	24:05.997	6	1	2:15.384	24.043	1:13.226	38.115	210.1	13:53.487
11	1	2:16.233	27.875	1:06.512	41.846	173.0	26:22.230	7	1	2:27.722	24.689	1:06.288	56.745	200.2	16:21.209
12	1	2:48.708	28.223	1:06.561	1:13.924	167.5	29:10.938	8	1	7:29.496	5:41.190	1:10.522	37.784		23:50.705
13	1	6:31.959	4:40.802	1:07.849	43.308		35:42.897	9	1	2:05.761	24.427	1:03.392	37.942	211.3	25:56.466
14	1	2:15.403	27.446	1:06.426	41.531	181.5	37:58.300	10	1	2:03.859	24.826	1:01.435	37.598	185.7	28:00.325
15	1	2:15.152	27.188	1:06.180	41.784	178.5	40:13.452	11	1	3:23.039	36.231	1:30.733	1:16.075	140.6	31:23.364
16	1	2:19.371	30.751	1:07.189	41.431	177.7	42:32.823	12	1	5:14.653	3:06.639	1:27.962	40.052		36:38.017

99 Porsche 911 2.8 RSR
1. Mário MEIRELES 1976
2. Vasco NINA

1	1	3:00.112	1:13.136	1:07.487	39.489		3:00.112
2	1	2:09.832	25.328	1:03.204	41.300	200.2	5:09.944
3	1	2:02.291	24.747	58.959	38.585	196.7	7:12.235
4	1	2:04.750	24.496	1:00.504	39.750	191.2	9:16.985
5	1	2:05.020	24.721	59.898	40.401	200.2	11:22.005
6	1	2:26.562	26.076	1:05.521	54.965	194.6	13:48.567
7	1	4:50.612	3:10.698	1:00.810	39.104		18:39.179
8	1	2:07.654	26.233	1:01.460	39.961	207.7	20:46.833
9	1	2:15.497	24.821	59.624	51.052	198.4	23:02.330
10	1	6:19.807	4:02.313	1:03.004	1:14.490		29:22.137
11	1	5:47.534	4:05.864	1:02.483	39.187		35:09.671
12	1	2:03.655	25.121	1:00.607	37.927	197.7	37:13.326
13	1	2:03.980	25.925	1:00.136	37.919	184.5	39:17.306
14	1	2:03.652	24.736	1:00.372	38.544	193.9	41:20.958

105 Ford Escort RS2000
1. José FILIPE NOGUEIRA 1976

1	1	4:16.870	2:12.222	1:18.116	46.532		4:16.870
2	1	2:10.281	27.373	1:02.552	40.356	169.8	6:27.151
3	1	2:08.481	25.393	1:02.604	40.484	188.3	8:35.632
4	1	2:08.225	25.709	1:02.372	40.144	183.0	10:43.857
5	1	2:30.303	26.027	1:22.557	41.719	188.9	13:14.160
6	1	2:20.012	25.641	1:01.411	52.960	191.2	15:34.172

110 Alfa Romeo Giulia Sprint GTA
1. Masami FUJITA GDS
2. Kei ANDO

1	1	3:28.077	1:22.511	1:18.250	47.316		3:28.077
2	1	2:40.648	32.917	1:11.392	56.339	140.8	6:08.725
3	1	4:26.638	2:19.902	1:16.492	50.244		10:35.363
4	1	2:38.845	34.101	1:17.263	47.481	120.5	13:14.208
5	1	2:35.965	32.737	1:16.225	47.003	134.6	15:50.173
6	1	2:36.117	31.937	1:15.253	48.927	141.3	18:26.290
7	1	2:40.135	30.910	1:13.021	56.204	159.9	21:06.425
8	1	4:10.126	2:16.419	1:09.164	44.543		25:16.551
9	1	2:23.866	30.228	1:09.309	44.329	156.1	27:40.417
10	1	3:09.164	32.261	1:21.974	1:14.929	150.0	30:49.581
11	1	6:19.669	4:24.515	1:10.273	44.881		37:09.250
12	1	2:24.550	31.761	1:08.635	44.154	139.9	39:33.800
13	1	2:24.502	30.304	1:08.428	45.770	155.2	41:58.302

123 Porsche 911 3.0 RS
1. Bruno SANTOS 1976

1	1	3:23.910	1:34.161	1:07.423	42.326		3:23.910
---	---	----------	----------	----------	--------	--	----------

124 Porsche 911 3.0 RS
1. Claudio VIEIRA 1976

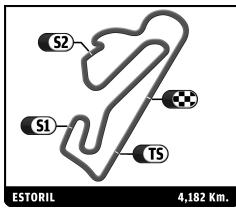
1	1	3:29.688	1:46.301	1:03.913	39.474		3:29.688
2	1	2:07.921	26.176	1:03.313	38.432	163.0	5:37.609
3	1	2:04.288	24.432	1:02.047	37.809	189.6	7:41.897
4	1	2:04.040	25.785	59.878	38.377	200.2	9:45.937
5	1	2:18.408	24.463	1:01.786	52.159	203.2	12:04.345
6	1	6:17.643	4:30.881	1:07.514	39.248		18:21.988
7	1	2:01.730	24.477	59.263	37.990	218.9	20:23.718
8	1	2:02.213	24.407	59.705	38.101	214.6	22:25.931
9	1	2:03.024	24.168	1:01.062	37.794	207.4	24:28.955
10	1	2:29.245	27.845	1:06.099	55.301	173.0	26:58.200
11	1	7:45.065	6:06.747	1:00.069	38.249		34:43.265
12	1	2:02.291	24.073	59.051	39.167	217.1	36:45.556
13	1	2:00.875	24.491	58.665	37.719	206.2	38:46.431
14	1	2:04.792	24.004	1:02.091	38.697	212.1	40:51.223

127 Porsche 911 2.7 RS
1. Rémi GUILLOT 1976
2. Matthieu IZIDI

1	1	4:21.002	2:23.076	1:14.424	43.502		4:21.002
2	1	2:15.259	27.664	1:05.760	41.835	188.9	6:36.261
3	1	2:11.702	26.032	1:04.948	40.722	204.3	8:47.963
4	1	2:24.285	26.670	1:03.771	53.844	178.3	11:12.248
5	1	3:56.211	1:57.963	1:12.941	45.307		15:08.459
6	1	2:10.233	25.816	1:04.080	40.337	206.6	17:18.692
7	1	2:14.850	26.063	1:07.846	40.941	205.4	19:33.542
8	1	2:12.790	26.671	1:05.050	41.069	200.9	21:46.332
9	1	2:11.977	26.257	1:04.438	41.282	205.0	23:58.309
10	1	2:11.013	26.884	1:03.537	40.592	199.1	26:09.322
11	1	2:35.454	26.667	1:03.713	1:05.074	176.8	28:44.776
12	1	6:35.983	4:45.278	1:09.251	41.454		35:20.759
13	1	2:12.162	26.925	1:04.442	40.795	182.1	37:32.921
14	1	2:12.134	26.807	1:04.304	41.023	180.0	39:45.055
15	1	2:10.973	26.141	1:04.020	40.812	206.6	41:56.028

135 Porsche 911R
1. Franck BIRABEN 1971

1	1	4:22.409	2:23.887	1:14.597	43.925		4:22.409
2	1	2:39.578	31.584	1:10.803	57.191	150.0	7:01.987
3	1	3:18.011	1:29.698	1:07.593	40.720		10:19.998
4	1	2:14.332	26.929	1:06.493	40.910	180.6	12:34.330
5	1	2:11.842	26.388	1:05.225	40.229	185.1	14:46.172



IBERIAN HISTORIC ENDURANCE
ESTORIL CLASSICS
QUALIFYING

Sector Analysis

Personal Best Session Best B Crossing the finish line in pit lane

Lap	D	Time	Sector 1	Sector 2	Sector 3	T. Spd	Elapsed	Lap	D	Time	Sector 1	Sector 2	Sector 3	T. Spd	Elapsed
6	1	2:13.960	27.245	1:04.936	41.779	165.2	17:00.132	3	1	2:03.357	24.333	1:00.413	38.611	215.9	8:23.857
7	1	2:11.794	26.507	1:04.071	41.216	182.7	19:11.926	4	1	2:18.362 B	26.332	1:01.369	50.661	179.7	10:42.219
8	1	2:13.365	27.183	1:04.021	42.161	190.6	21:25.291	5	1	4:29.392	2:49.263	1:02.370	37.759		15:11.611
9	1	2:12.061	26.627	1:04.547	40.887	182.1	23:37.352	6	1	2:02.084	24.254	1:00.123	37.707	216.7	17:13.695
10	1	2:12.208	26.118	1:05.602	40.488	189.9	25:49.560	7	1	2:00.152	23.474	59.544	37.134	212.1	19:13.847
11	1	2:14.442	26.786	1:05.764	41.892	178.3	28:04.002	8	1	2:01.189	24.179	59.260	37.750	218.9	21:15.036
12	1	3:23.906 B	34.603	1:31.679	1:17.624	135.9	31:27.908	9	1	2:01.568	24.006	59.194	38.368	200.2	23:16.604
13	1	4:48.600	3:01.652	1:06.268	40.680		36:16.508	10	1	2:02.224	25.032	59.484	37.708	207.4	25:18.828
14	1	2:13.368	26.391	1:05.015	41.962	182.1	38:29.876	11	1	1:59.843	23.916	58.573	37.354	189.6	27:18.671
15	1	2:10.927	26.312	1:04.237	40.378	187.6	40:40.803	12	1	5:10.556 B	2:54.923	1:22.638	52.995	221.0	32:29.227

140 Ford GT40 Mk1
1. Otto REEDTZ-THOTT GTP&SC

1	1	3:28.996	1:33.577	1:13.874	41.545		3:28.996
2	1	2:18.010	30.316	1:05.944	41.750	149.1	5:47.006
3	1	2:13.022	27.438	1:04.774	40.810	159.9	8:00.028
4	1	2:16.439	29.568	1:05.463	41.408	143.5	10:16.467
5	1	2:15.077	28.377	1:05.767	40.933	169.2	12:31.544
6	1	2:12.948	27.744	1:04.106	41.098	176.0	14:44.492
7	1	2:14.194	28.445	1:04.646	41.103	179.1	16:58.686
8	1	2:11.852	27.311	1:03.599	40.942	167.2	19:10.538
9	1	2:26.579 B	27.435	1:04.004	55.140	196.0	21:37.117

153 Porsche 914/6
1. Manuel DE LA TORRE 1971

1	1	2:54.630	1:01.025	1:11.098	42.507		2:54.630
2	1	2:16.239	28.351	1:05.151	42.737	149.1	5:10.869
3	1	2:17.364	28.315	1:06.813	42.236	162.1	7:28.233
4	1	2:16.734	28.704	1:05.970	42.060	154.8	9:44.967
5	1	2:15.042	27.262	1:05.462	42.318	166.4	12:00.009
6	1	2:16.994	27.984	1:06.990	42.020	151.8	14:17.003
7	1	2:25.412	28.544	1:10.578	46.290	157.7	16:42.415
8	1	2:53.263 B	33.331	1:16.627	1:03.305	121.2	19:35.678
9	1	4:59.681	3:02.580	1:14.467	42.634		24:35.359
10	1	2:48.848 B	27.495	1:16.885	1:04.468	168.2	27:24.207

167 Datsun 1200
1. João NEVES GDS
2. Francisco GONÇALVES

1	1	4:20.066	2:18.528	1:16.332	45.206		4:20.066
2	1	2:19.598	29.881	1:07.930	41.787	144.5	6:39.664
3	1	2:15.829	27.248	1:06.487	42.094	168.7	8:55.493
4	1	2:16.482	27.459	1:06.209	42.814	167.5	11:11.975
5	1	2:15.566	27.340	1:06.201	42.025	167.7	13:27.541
6	1	2:14.670	27.191	1:05.014	42.465	180.3	15:42.211
7	1	3:08.100 B	27.186	1:37.795	1:03.119	177.7	18:50.311
8	1	6:39.268	4:48.937	1:08.194	42.137		25:29.579
9	1	2:14.373	26.988	1:05.406	41.979	179.7	27:43.952
10	1	3:13.162 B	32.086	1:30.863	1:10.213	157.2	30:57.114
11	1	4:51.028	3:02.788	1:06.754	41.486		35:48.142
12	1	2:14.466			42.292	184.2	38:02.608
13	1	2:14.519	26.918	1:04.772	42.829	182.1	40:17.127
14	1	2:14.226	27.566	1:05.117	41.543	179.4	42:31.353

168 Alfa Romeo GTAm
1. Christian OLDENDORFF 1971

1	1	4:14.284	2:15.323	1:15.792	43.169		4:14.284
2	1	2:06.216	25.565	1:00.545	40.106	188.3	6:20.500

169 Fiat 128 SF
1. José MOREIRA GDS
2. Paulo ANTUNES

1	1	4:48.434	2:32.985	1:23.271	52.178		4:48.434
2	1	2:44.620	35.879	1:18.810	49.931	124.0	7:33.054
3	1	2:46.648	37.390	1:18.371	50.887	119.9	10:19.702
4	1	2:40.239	34.666	1:16.845	48.728	127.8	12:59.941
5	1	2:57.897 B	35.591	1:19.216	1:03.090	136.6	15:57.838
6	1	6:05.876	3:54.726	1:20.290	50.860		22:03.714
7	1	3:08.207 B	32.786	1:29.119	1:06.302	137.5	25:11.921
8	1	6:06.735 B	3:23.508	1:29.796	1:13.431		31:18.656
9	1	4:29.407	2:23.235	1:16.607	49.565		35:48.063
10	1	2:32.631	32.452	1:13.827	46.352	145.6	38:20.694
11	1	2:33.504	31.152	1:15.150	47.202	154.8	40:54.198

185 Lotus Elan
1. Vítor COSTA 1971
2. Bernardo COSTA

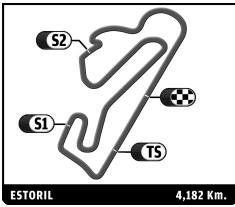
1	1	3:23.974 B	1:04.618	1:19.030	1:00.326		3:23.974
2	1	10:40.352 B					14:04.326

213 Alfa Romeo GTAm
1. José OLIVEIRA 1971

1	1	3:00.783	59.826	1:15.864	45.093		3:00.783
2	1	2:17.886	27.726	1:07.300	42.860	174.6	5:18.669
3	1	2:18.409	27.263	1:07.511	43.635	181.5	7:37.078
4	1	2:20.874	30.231	1:08.625	42.018	178.3	9:57.952
5	1	2:16.098	26.807	1:07.186	42.105	182.1	12:14.050
6	1	2:14.529	27.205	1:05.577	41.747	179.7	14:28.579
7	1	2:16.165	28.118	1:05.875	42.172	174.9	16:44.744
8	1	2:15.988	27.677	1:05.988	42.323	175.4	19:00.732
9	1	2:15.262	26.744	1:06.260	42.258	178.3	21:15.994
10	1	2:17.261	27.047	1:07.343	42.871	179.1	23:33.255
11	1	2:14.895	27.050	1:05.708	42.137	180.0	25:48.150
12	1	2:35.239 B	27.926	1:08.645	58.668	180.6	28:23.389
13	1	6:51.763	4:59.435	1:06.834	45.494		35:15.152
14	1	2:17.275	28.113	1:06.579	42.583	163.7	37:32.427
15	1	2:19.183	28.935	1:07.402	42.846	160.4	39:51.610
16	1	2:16.195	27.428	1:06.938	41.829	182.7	42:07.805

216 Volvo 121
1. Jorge GUIMARÃES 1971

1	1	3:44.675	1:44.763	1:15.460	44.452		3:44.675
2	1	2:19.052	28.583	1:07.244	43.225	164.0	6:03.727
3	1	2:17.999	28.904	1:06.957	42.138	155.7	8:21.726
4	1	2:19.272	28.431	1:07.434	43.407	164.5	10:40.998
5	1	2:24.622	28.579	1:12.064	43.979	166.7	13:05.620
6	1	2:20.991	29.885	1:07.533	43.573	165.2	15:26.611



IBERIAN HISTORIC ENDURANCE
ESTORIL CLASSICS
QUALIFYING

Sector Analysis

Personal Best Session Best B Crossing the finish line in pit lane

Lap	D	Time	Sector 1	Sector 2	Sector 3	T. Spd	Elapsed
7	1	2:19.697	27.960	1:07.937	43.800	165.4	17:46.308
8	1	2:17.400	28.253	1:06.547	42.600	164.7	20:03.708
9	1	2:26.854 B	28.912	1:06.493	51.449	164.0	22:30.562
10	1	6:58.366 B	4:37.819	1:10.497	1:10.050		29:28.928
11	1	5:46.368	3:55.280	1:07.811	43.277		35:15.296
12	1	2:16.858	27.409	1:06.378	43.071	180.9	37:32.154

220 Alfa Romeo Ti Super
1. Paulo ROMPANTE GTP&SC

1	1	3:28.193	1:19.658	1:19.334	49.201		3:28.193
2	1	2:42.578	35.256	1:15.460	51.862	107.8	6:10.771
3	1	2:34.542	32.112	1:15.133	47.297	142.8	8:45.313
4	1	2:35.312	32.777	1:13.382	49.153	123.3	11:20.625
5	1	2:41.520 B	29.980	1:11.239	1:00.301	147.6	14:02.145
6	1	4:01.923	2:09.991	1:09.442	42.490		18:04.068
7	1	2:16.497	27.627	1:06.480	42.390	166.7	20:20.565
8	1	2:16.516	28.387	1:06.237	41.892	173.8	22:37.081
9	1	2:16.401	27.375	1:06.346	42.680	176.8	24:53.482
10	1	2:15.470	27.409	1:06.140	41.921	173.2	27:08.952
11	1	2:49.091 B	27.188	1:13.315	1:08.588	174.6	29:58.043
12	1	2:41.944 B					32:39.987
13	1	3:33.269	1:43.732	1:07.325	42.212		36:13.256
14	1	2:16.784	27.367	1:06.336	43.081	176.8	38:30.040
15	1	2:14.307	27.285	1:05.348	41.674	178.8	40:44.347

221 BMW 1800 TISA
1. Alberto VELEZ-GRILO GDS
2. Tomaz VELEZ-GRILO

1	1	3:59.372	2:05.560	1:09.257	44.555		3:59.372
2	1	2:19.941	28.035	1:08.008	43.898	176.5	6:19.313
3	1	2:20.664	28.074	1:08.644	43.946	166.9	8:39.977
4	1	2:20.379	27.559	1:08.034	44.786	177.4	11:00.356
5	1	2:21.500	27.780	1:09.632	44.088	173.0	13:21.856
6	1	2:19.128	27.146	1:08.220	43.762	176.8	15:40.984
7	1	2:53.828	27.825	1:41.008	44.995	176.0	18:34.812
8	1	2:23.394	28.275	1:07.780	47.339	168.0	20:58.206
9	1	2:21.084	30.087	1:07.542	43.455	174.9	23:19.290
10	1	2:31.529 B	27.605	1:07.389	56.535	174.6	25:50.819
11	1	4:55.832 B	2:10.253	1:31.622	1:13.957		30:46.651
12	1	4:41.407	2:48.621	1:09.207	43.579		35:28.058
13	1	2:23.388	29.381	1:10.134	43.873	151.8	37:51.446
14	1	2:21.632	28.768	1:08.302	44.562	163.5	40:13.078
15	1	2:27.505	33.649	1:09.438	44.418	145.6	42:40.583

227 Merlyn MK4
1. Carlos BARBOT GTP&SC
2. Pedro MATOS

1	1	2:33.593	43.280	1:09.809	40.504		2:33.593
2	1	2:00.958	24.560	59.327	37.071	189.6	4:34.551
3	1	1:58.593	23.505	58.035	37.053	208.1	6:33.144
4	1	2:01.949	24.691	58.858	38.400	204.3	8:35.093
5	1	2:11.170 B	24.302	59.417	47.451	196.7	10:46.263
6	1	5:20.767	3:40.291	1:00.834	39.642		16:07.030
7	1	2:10.708	26.784	1:04.114	39.810	192.2	18:17.738
8	1	2:04.182	24.694	1:00.753	38.735	196.7	20:21.920
9	1	2:05.166	25.344	1:00.223	39.599	191.9	22:27.086
10	1	2:41.911 B	25.004	1:19.393	57.514	186.7	25:08.997
11	1	6:05.417 B	3:23.860	1:30.101	1:11.456		31:14.414
12	1	3:59.805	2:20.930	59.718	39.157		35:14.219

Lap	D	Time	Sector 1	Sector 2	Sector 3	T. Spd	Elapsed
13	1	1:59.031	23.865	57.949	37.217	198.1	37:13.250
14	1	2:01.996	24.317	58.461	39.218	195.3	39:15.246
15	1	1:58.688	23.539	57.512	37.637	200.6	41:13.934
16	1	2:56.278 B	26.222	1:07.981	1:22.075	169.0	44:10.212

239 Alfa Romeo GTAm
1. Volker HICHERT 1971
2. Björn EBSEN

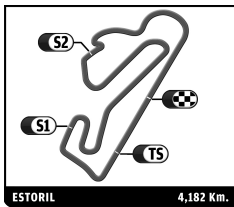
1	1	2:38.606	44.025	1:13.556	41.025		2:38.606
2	1	2:11.525	27.724	1:04.219	39.582	175.7	4:50.131
3	1	2:10.254	26.692	1:03.524	40.038	178.8	7:00.385
4	1	2:09.826	26.052	1:03.902	39.872	197.0	9:10.211
5	1	2:10.456	26.277	1:03.829	40.350	198.4	11:20.667
6	1	2:09.471	26.118	1:02.797	40.556	202.0	13:30.138
7	1	2:11.737	26.910	1:03.473	41.354	176.5	15:41.875
8	1	2:06.499	25.334	1:01.602	39.563	201.7	17:48.374
9	1	2:37.051 B	27.378	1:10.096	59.577	177.1	20:25.425
10	1	3:53.611	2:07.606	1:04.758	41.247		24:19.036
11	1	2:12.088	27.512	1:04.043	40.533	168.2	26:31.124
12	1	2:44.381 B	27.350	1:05.142	1:11.889	166.2	29:15.505
13	1	5:50.524	4:05.795	1:04.029	40.700		35:06.029
14	1	2:27.263	27.122	1:18.364	41.777	159.5	37:33.292

245 Porsche 904/6
1. Thorkild STAMP 1965
2. Michael HOLDEN

1	1	2:47.613	57.539	1:10.476	39.598		2:47.613
2	1	2:04.847	25.205	1:00.750	38.892	204.7	4:52.460
3	1	2:06.591	25.056	1:01.470	40.065	209.3	6:59.051
4	1	2:07.736	25.622	1:02.701	39.413	199.1	9:06.787
5	1	2:04.511	24.814	1:00.833	38.864	209.3	11:11.298
6	1	2:21.194 B	25.598	1:02.085	53.511	199.1	13:32.492
7	1	13:08.135	...	1:03.317	39.530		26:40.627
8	1	2:45.731 B	25.005	1:03.600	1:17.126	206.6	29:26.358
9	1	6:04.328	4:22.979	1:01.918	39.431		35:30.686
10	1	2:06.819	25.730	1:02.089	39.000	192.5	37:37.505
11	1	2:07.107	25.220	1:02.174	39.713	205.8	39:44.612
12	1	2:08.686	25.008	1:04.263	39.415	207.7	41:53.298

269 Shelby Cobra Daytona
1. Brice PINEAU 1965
2. Olivier MUJTJENS

1	1	2:38.505	47.076	1:11.188	40.241		2:38.505
2	1	2:09.957	27.099	1:03.128	39.730	176.8	4:48.462
3	1	2:09.573	26.578	1:03.166	39.829	158.3	6:58.035
4	1	2:10.096	26.311	1:04.530	39.255	173.2	9:08.131
5	1	2:09.730	26.351	1:02.683	40.696	170.0	11:17.861
6	1	2:11.429	26.537	1:04.748	40.144	169.0	13:29.290
7	1	2:14.635	27.944	1:06.506	40.185	160.6	15:43.925
8	1	2:10.919	26.284	1:04.989	39.646	171.3	17:54.844
9	1	2:08.094	26.495	1:03.108	38.491	172.7	20:02.938
10	1	2:08.025	26.156	1:03.062	38.807	175.2	22:10.963
11	1	2:21.664 B	27.463	1:03.129	51.072	165.2	24:32.627
12	1	4:20.582 B	2:13.427	1:03.769	1:03.386		28:53.209
13	1	5:57.416	4:18.715	1:00.661	38.040		34:50.625
14	1	2:07.109	24.272	1:05.017	37.820	213.4	36:57.734
15	1	2:01.994	24.755	59.868	37.371	193.2	38:59.728
16	1	2:01.053	24.773	58.911	37.369	201.3	41:00.781



IBERIAN HISTORIC ENDURANCE
ESTORIL CLASSICS
QUALIFYING

Sector Analysis

■ Personal Best ■ Session Best B Crossing the finish line in pit lane

Lap	D	Time	Sector 1	Sector 2	Sector 3	T. Spd	Elapsed	Lap	D	Time	Sector 1	Sector 2	Sector 3	T. Spd	Elapsed
317		Porsche 911 SWB													
		1. Pedro MORYION GDS													
		2. José CARVALHOSA													
1	1	3:26.052	1:12.802	1:20.065	53.185		3:26.052								
2	1	2:34.975	34.450	1:13.493	47.032	135.8	6:01.027								
3	1	2:29.405	30.912	1:12.338	46.155	139.5	8:30.432								
4	1	2:30.091	32.028	1:11.620	46.443	145.8	11:00.523								
5	1	2:26.711	29.752	1:10.223	46.736	152.9	13:27.234								
6	1	2:28.278	29.604	1:12.651	46.023	164.5	15:55.512								
7	1	2:49.898 B	29.203	1:14.829	1:05.866	157.9	18:45.410								
8	1	7:36.059	5:40.374	1:09.837	45.848		26:21.469								
9	1	2:57.802 B	30.207	1:10.781	1:16.814	152.9	29:19.271								
10	1	3:34.129 B					32:53.400								
11	1	3:12.398	1:17.576	1:10.221	44.601		36:05.798								
12	1	2:27.170	30.021	1:10.949	46.200	143.3	38:32.968								
13	1	2:23.348	29.168	1:10.092	44.088	156.1	40:56.316								
327		Porsche 911 SWB													
		1. Nuno NUNES GDS													
		2. Piero DAL MASO													
1	1	3:46.490	1:52.655	1:10.571	43.264		3:46.490								
2	1	2:20.705	27.903	1:09.722	43.080	181.8	6:07.195								
3	1	2:19.367	28.151	1:07.784	43.432	174.9	8:26.562								
4	1	2:17.754	27.992	1:07.087	42.675	191.2	10:44.316								
5	1	2:45.306 B	28.965	1:14.151	1:02.190	163.0	13:29.622								
6	1	5:17.035	3:21.166	1:11.406	44.463		18:46.657								
7	1	2:16.809	27.200	1:06.331	43.278	192.5	21:03.466								
8	1	2:21.529	27.832	1:10.710	42.987	191.2	23:24.995								
9	1	2:26.932	31.282	1:13.297	42.353	174.9	25:51.927								
10	1	2:43.033 B	27.535	1:07.015	1:08.483	190.9	28:34.960								
337		Porsche 911 2.5 ST													
		1. Piero DAL MASO 1971													
		2. José CARVALHOSA													
1	1	3:41.881	1:48.757	1:09.856	43.268		3:41.881								
2	1	2:15.234	28.403	1:04.939	41.892	164.2	5:57.115								
3	1	2:13.452	28.241	1:04.719	40.492	172.7	8:10.567								
4	1	2:11.214	27.168	1:03.646	40.400	182.4	10:21.781								
5	1	2:13.004	26.654	1:05.385	40.965	175.2	12:34.785								
6	1	2:40.368 B	29.335	1:09.903	1:01.130	166.9	15:15.153								
7	1	1:49.386 B					17:04.539								