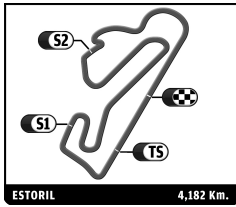


SIXTIES' ENDURANCE
ESTORIL CLASSICS
QUALIFYING

Sector Analysis

Lap	D	Time	Sector 1	Sector 2	Sector 3	T. Spd	Elapsed	Lap	D	Time	Sector 1	Sector 2	Sector 3	T. Spd	Elapsed
3 Shelby Cobra Daytona Coupe 1965 1.Armand MILLE 2.Yves SCEMAMA GT5															
1	2	2:18.473	35.936	1:03.667	38.870		2:18.473	15	1	2:04.043	24.442	1:00.782	38.819	201.7	33:29.488
2	2	2:01.018	24.088	58.865	38.065	201.3	4:19.491	16	1	2:00.555	23.663	58.663	38.229	205.4	35:30.043
3	2	2:00.511	23.571	58.909	38.031	197.0	6:20.002	17	1	2:03.322	23.783	58.941	40.598	205.0	37:33.365
4	2	2:00.688	23.928	58.923	37.837	210.9	8:20.690	18	1	3:05.651 B	31.280	1:22.927	1:11.444	120.3	40:39.016
5	2	2:11.573 B	25.339	1:00.588	45.646	164.2	10:32.263								
6	2	4:38.792	3:01.857	59.253	37.682		15:11.055								
7	2	2:00.446	23.698	59.125	37.623	206.2	17:11.501								
8	2	2:16.510 B	23.923	59.370	53.217	192.9	19:28.011								
9	1	4:02.355	2:23.431	1:00.402	38.522		23:30.366								
10	1	2:01.007	24.490	59.159	37.358	185.1	25:31.373								
11	1	2:00.629	23.915	58.399	38.315	198.4	27:32.002								
12	1	2:02.403	24.434	1:00.232	37.737	203.9	29:34.405								
13	1	2:00.805	24.049	59.153	37.603	199.5	31:35.210								
14	1	2:00.884	23.886	58.930	38.068	199.5	33:36.094								
15	1	2:00.168	23.817	58.771	37.580	206.6	35:36.262								
16	1	2:14.248 B	24.176	58.979	51.093	197.0	37:50.510								
7 Lotus Elan 26R 1963 1.Eugène DELEPLANQUE GT2															
1	1	2:32.188	46.049	1:05.890	40.249		2:32.188								
2	1	2:05.109	25.129	1:00.940	39.040	195.6	4:37.297								
3	1	2:04.028	25.384	59.968	38.676	199.9	6:41.325								
4	1	2:03.308	24.657	59.988	38.663	206.2	8:44.633								
5	1	2:03.204	24.477	59.852	38.875	215.9	10:47.837								
6	1	2:15.126 B	24.756	1:00.004	50.366	206.2	13:02.963								
7	1	3:19.174	1:37.994	1:01.328	39.852		16:22.137								
8	1	2:03.696	24.830	1:00.233	38.633	200.6	18:25.833								
9	1	2:03.243	24.682	1:00.028	38.533	207.0	20:29.076								
10	1	2:06.656	25.943	1:01.885	38.828	199.5	22:35.732								
11	1	2:03.500	24.639	59.795	39.066	207.0	24:39.232								
12	1	2:02.865	24.459	59.636	38.770	210.5	26:42.097								
13	1	2:13.749	26.207	1:06.011	41.531	209.3	28:55.846								
14	1	2:03.009	24.478	59.815	38.716	205.4	30:58.855								
15	1	2:03.045	24.526	59.710	38.809	210.1	33:01.900								
16	1	2:08.712	24.881	1:03.361	40.470	203.9	35:10.612								
17	1	2:09.701	24.467	59.611	45.623	210.5	37:20.313								
18	1	2:46.856 B	27.039	1:09.533	1:10.284	206.2	40:07.169								
10 Shelby Cobra 289 1964 1.Max HUBER GT5															
1	1	2:42.676	49.328	1:11.820	41.528		2:42.676								
2	1	2:12.732	31.298	1:01.941	39.493	103.8	4:55.408								
3	1	2:03.395	25.024	59.873	38.498	174.3	6:58.803								
4	1	2:02.714	24.915	59.678	38.121	189.2	9:01.517								
5	1	2:00.932	24.203	58.825	37.904	196.0	11:02.449								
6	1	2:00.454	23.826	58.880	37.748	196.7	13:02.903								
7	1	2:15.770 B	24.484	1:02.989	48.297	194.6	15:18.673								
8	1	3:39.867	2:00.025	1:00.780	39.062		18:58.540								
9	1	2:05.062	24.210	59.605	41.247	191.2	21:03.602								
10	1	2:09.899	23.943	1:07.829	38.127	195.3	23:13.501								
11	1	2:01.599	24.015	59.730	37.854	204.7	25:15.100								
12	1	2:05.004	25.588	1:01.545	37.871	182.7	27:20.104								
13	1	2:05.324	25.957	59.044	40.323	194.9	29:25.428								
14	1	2:00.017	23.752	58.723	37.542	207.4	31:25.445								
15 Shelby Cobra Daytona Coupe 1964 1.Jeremy COTTINGHAM GT5															
1	1	2:22.836	43.117	1:01.370	38.349		2:22.836								
2	1	2:02.755	24.923	1:00.063	37.769	193.9	4:25.591								
3	1	2:04.821	24.841	1:02.142	37.838	189.9	6:30.412								
4	1	2:01.177	24.552	59.410	37.215	194.2	8:31.589								
5	1	2:01.713	24.227	59.210	38.276	186.4	10:33.302								
6	1	2:01.930	24.426	59.698	37.806	194.9	12:35.232								
7	1	2:14.448 B	24.442	1:00.228	49.778	198.1	14:49.680								
8	1	7:11.269	5:31.644	1:00.857	38.768		22:00.949								
9	1	2:03.706	24.932	1:00.778	37.996	189.2	24:04.655								
10	1	2:05.781	24.819	1:02.629	38.333	189.2	26:10.436								
11	1	2:03.258	25.096	1:00.274	37.888	173.5	28:13.694								
12	1	2:15.260 B	24.419	1:00.618	50.223	206.2	30:28.954								
17 Shelby Cobra 289 1965 1.Luc-Pierre VERQUIN GT5															
1	1	2:22.591			38.839		2:22.591								
2	1	2:05.324	24.668	1:01.955	38.701	203.9	4:27.915								
3	1	2:04.603	24.730	1:00.553	39.320	197.7	6:32.518								
4	1	2:03.541	25.096	1:00.351	38.094	198.1	8:36.059								
5	1	2:03.315	25.090	59.936	38.289	206.2	10:39.374								
6	1	2:05.486	24.815	1:01.946	38.725	199.5	12:44.860								
7	1	2:04.381	25.261	1:00.366	38.754	188.9	14:49.241								
8	1	2:03.289	25.267	59.993	38.029	205.4	16:52.530								
9	1	2:05.137			38.599	185.7	18:57.667								
10	1	2:02.120			37.901	197.7	20:59.787								
11	1	2:04.071	24.771	1:00.060	39.240	203.9	23:03.858								
12	1	2:17.246 B	24.821	1:01.587	50.838	215.0	25:21.104								
13	1	3:41.614	1:55.371	1:06.118	40.125		29:02.718								
14	1	2:04.112	24.616	1:01.010	38.486	205.8	31:06.830								
15	1	2:04.257	24.932	1:00.323	39.002	216.3	33:11.087								
16	1	2:05.079	24.949	1:01.599	38.531	200.9	35:16.166								
17	1	2:04.570	25.755	1:00.118	38.697	205.0	37:20.736								
18	1	2:47.805 B	27.422	1:11.712	1:08.671	197.7	40:08.541								
18 Shelby Cobra Daytona Coupe 1964 1.Jim BOUZAGLOU 2.William BOWDISH GT5															
1	1	3:01.617	1:18.382	1:03.952	39.283		3:01.617								
2	1	2:05.663	25.406	1:01.696	38.561	191.5	5:07.280								
3	1	2:08.818	24.801	1:03.684	40.333	190.2	7:16.098								
4	1	2:05.444	24.961	1:01.484	38.999	197.4	9:21.542								
5	1	2:05.769	24.909	1:01.646	39.214	206.2	11:27.311								
6	1	2:05.202	24.687	1:01.721	38.794	204.7	13:32.513								
7	1	2:05.062	24.465	1:02.024	38.573	214.2	15:37.575								
8	1	2:06.830	25.410	1:02.190	39.230	198.1	17:44.405								
9	1	2:07.673	24.781	1:03.663	39.229	202.0	19:52.078								
10	1	2:18.921 B	25.147	1:03.102	50.672	201.3	22:10.999								
11	2	4:05.908	2:18.190	1:08.341	39.377		26:16.907								
12	2	2:06.960	25.586	1:01.969	39.405	200.6	28:23.867								
13	2	2:05.824	25.457	1:01.874	38.493	197.4	30:29.691								
14	2	2:06.895	25.209	1:02.500	39.186	185.7	32:36.586								





SIXTIES' ENDURANCE
ESTORIL CLASSICS
QUALIFYING

Sector Analysis

Personal Best Session Best B Crossing the finish line in pit lane

Lap	D	Time	Sector 1	Sector 2	Sector 3	T. Spd	Elapsed	Lap	D	Time	Sector 1	Sector 2	Sector 3	T. Spd	Elapsed
15	2	2:06.426	25.379	1:01.742	39.305	184.2	34:43.012	15	2	2:08.669	25.736	1:02.815	40.118	174.3	35:15.385
16	2	2:07.156	25.702	1:02.430	39.024	192.2	36:50.168	16	2	2:08.645	26.014	1:02.888	39.743	178.5	37:24.030
17	2	2:54.714	25.550	1:15.176	1:13.988	189.2	39:44.882	17	2	2:52.115	29.549	1:14.341	1:08.225	170.8	40:16.145

19		Porsche 911 2.0L 1965		GT2			
		1. Jose Ruben ZANCHETTA					
		2. James TURNER					
1	2	2:57.047	1:12.521	1:03.783	40.743	2:57.047	
2	2	2:10.057	26.278	1:03.667	40.112	194.9	5:07.104
3	2	2:12.559	26.130	1:03.606	42.823	181.2	7:19.663
4	2	2:10.312	25.596	1:03.277	41.439	203.9	9:29.975
5	2	2:09.489	25.569	1:03.125	40.795	203.5	11:39.464
6	2	2:08.984	26.000	1:02.801	40.183	191.2	13:48.448
7	2	2:08.488	25.512	1:03.017	39.959	206.2	15:56.936
8	2	2:14.010	28.483	1:05.121	40.406	208.9	18:10.946
9	2	2:10.586	25.822	1:04.723	40.041	201.3	20:21.532
10	2	2:08.252	25.561	1:02.871	39.820	192.9	22:29.784
11	2	2:16.254	26.192	1:02.977	47.085	188.3	24:46.038
12	1	4:12.917	2:15.443	1:14.903	42.571		28:58.955
13	1	2:21.400	27.672	1:09.669	44.059	165.2	31:20.355
14	1	2:19.139	28.500	1:08.168	42.471	188.9	33:39.494
15	1	2:16.400	27.172	1:07.143	42.085	196.3	35:55.894
16	1	2:40.122	26.548	1:05.100	1:08.474	200.6	38:36.016

27		Jaguar E-Type 3.8 1964		GT4			
		1. Didier ROBIN					
		2. Maxime ROBIN					
1	2	2:59.067	1:15.401	1:03.883	39.783	2:59.067	
2	2	2:03.112	24.661	1:00.548	37.903	199.5	5:02.179
3	2	2:24.126	25.993	1:15.818	42.315	179.4	7:26.305
4	2	2:12.097	25.844	1:06.118	40.135	203.5	9:38.402
5	2	2:01.329	24.219	59.090	38.020	205.0	11:39.731
6	2	2:12.501	27.553	1:04.955	39.993	164.0	13:52.232
7	2	2:01.488	24.108	59.526	37.854	205.8	15:53.720
8	2	2:31.759	28.318	1:09.520	53.921	154.1	18:25.479
9	1	4:20.388	2:36.934	1:02.814	40.640		22:45.867
10	1	2:10.873	25.351	1:02.137	43.385	183.6	24:56.740
11	1	2:07.834	25.078	1:03.000	39.756	196.7	27:04.574
12	1	2:06.856	25.410	1:01.974	39.472	188.0	29:11.430
13	1	2:05.799	25.234	1:01.156	39.409	190.2	31:17.229
14	1	2:06.770	26.165	1:01.274	39.331	197.4	33:23.999
15	1	2:06.324	25.076	1:01.584	39.664	188.3	35:30.323
16	1	2:27.383	29.364	1:03.313	54.706	205.0	37:57.706

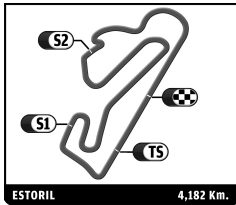
21		Lotus 15 1958		SP3			
		1. Michael BIRCH					
		2. Luke STEVENS					
1	1	2:19.665	37.477	1:03.528	38.660	2:19.665	
2	1	2:02.599	24.628	1:00.143	37.828	194.6	4:22.264
3	1	2:00.425	23.926	59.281	37.218	210.5	6:22.689
4	1	2:00.410	24.169	58.990	37.251	204.7	8:23.099
5	1	1:59.772	23.790	58.929	37.053	215.0	10:22.871
6	1	2:18.363	25.637	1:02.885	49.841	195.6	12:41.234
7	2	3:32.185	1:56.297	58.494	37.394		16:13.419
8	2	2:00.231	23.960	58.709	37.562	199.5	18:13.650
9	2	1:59.646	23.849	58.174	37.623	192.9	20:13.296
10	2	2:00.030	24.257	58.738	37.035	207.0	22:13.326
11	2	1:59.009	23.901	58.073	37.035	190.9	24:12.335
12	2	2:09.065	23.750	1:00.119	45.196	201.7	26:21.400
13	2	3:02.780	1:26.609	58.829	37.342		29:24.180
14	2	1:58.188	23.617	57.786	36.785	209.7	31:22.368
15	2	2:02.263	26.228	59.046	36.989	190.9	33:24.631

31		Shelby Cobra 289 1964		GT5			
		1. Charles FIRMENICH					
		2. Benjamin MONNAY					
1	1	2:50.738	1:05.802	1:05.331	39.605	2:50.738	
2	1	2:06.287	26.382	1:01.181	38.724	172.4	4:57.025
3	1	2:04.335	25.344	1:00.076	38.915	174.0	7:01.360
4	1	2:04.972	24.781	1:01.144	39.047	182.1	9:06.332
5	1	2:03.882	25.095	1:00.470	38.317	184.2	11:10.214
6	1	2:22.740	26.360	1:08.864	47.516	174.6	13:32.954
7	2	4:36.398	2:57.183	1:00.827	38.388		18:09.352
8	2	2:01.351	24.478	59.055	37.818	188.3	20:10.703
9	2	1:59.964	24.361	58.170	37.433	188.0	22:10.667
10	2	1:59.516	23.960	58.015	37.541	194.9	24:10.183
11	2	2:02.136	23.738	59.793	38.605	205.4	26:12.319
12	2	2:02.509	24.650	1:00.014	37.845	196.0	28:14.828
13	2	2:02.932	24.623	59.622	38.687	202.4	30:17.760
14	2	1:59.511	24.053	57.865	37.593	194.2	32:17.271
15	2	2:00.586	24.563	58.451	37.572	176.8	34:17.857
16	2	1:59.961	23.959	57.997	38.005	198.4	36:17.818
17	2	2:30.385	24.051	1:03.090	1:03.244	197.4	38:48.203

24		Jaguar E-Type 3.8 1963		GT4			
		1. François FILLON					
		2. André RAULIN					
1	1	2:52.511	1:07.341	1:04.905	40.265	2:52.511	
2	1	2:11.874	26.790	1:04.268	40.816	176.0	5:04.385
3	1	2:11.829	26.119	1:04.648	41.062	185.4	7:16.214
4	1	2:09.425	26.211	1:02.527	40.687	181.8	9:25.639
5	1	2:09.957	26.330	1:03.326	40.301	186.4	11:35.596
6	1	2:08.975	26.091	1:03.479	39.405	179.7	13:44.571
7	1	2:08.598	25.836	1:02.778	39.984	183.6	15:53.169
8	1	2:11.926	26.636	1:03.497	41.793	165.4	18:05.095
9	1	2:08.852	26.225	1:02.569	40.058	178.0	20:13.947
10	1	2:20.183	26.513	1:03.276	50.394	185.1	22:34.130
11	2	4:03.928	2:15.899	1:06.864	41.165		26:38.058
12	2	2:10.863	26.387	1:03.282	41.194	190.6	28:48.921
13	2	2:09.466	26.383	1:02.838	40.245	166.4	30:58.387
14	2	2:08.329	26.084	1:02.525	39.720	169.5	33:06.716

51		Shelby Cobra 289 1963		GT5			
		1. Maxime GUENAT					
		2. Guillaume MAHE					
1	2	2:18.521	37.774	59.995	40.752	2:18.521	
2	2	2:02.598	24.725	59.684	38.189	187.3	4:21.119
3	2	1:59.931	23.882	58.125	37.924	216.3	6:21.050
4	2	2:00.427	24.215	58.385	37.827	194.2	8:21.477
5	2	2:00.006	23.980	58.008	38.018	214.2	10:21.483
6	2	1:59.607	23.734	58.013	37.860	218.4	12:21.090
7	2	2:14.761	24.900	59.722	50.139	187.6	14:35.851
8	2	4:02.056	2:15.792	1:08.324	37.940		18:37.907
9	2	1:59.439	23.819	57.996	37.624	212.1	20:37.346
10	2	2:00.679	24.041	58.379	38.259	222.4	22:38.025
11	2	2:15.541	25.224	1:00.803	49.514	183.0	24:53.566
12	1	3:52.791	2:13.260	1:01.230	38.301		28:46.357





SIXTIES' ENDURANCE
ESTORIL CLASSICS
QUALIFYING

Sector Analysis

Personal Best Session Best B Crossing the finish line in pit lane

Lap	D	Time	Sector 1	Sector 2	Sector 3	T. Spd	Elapsed	Lap	D	Time	Sector 1	Sector 2	Sector 3	T. Spd	Elapsed
13	1	2:00.378	23.700	58.603	38.075	214.6	30:46.735	2	1	2:01.294	24.941	58.727	37.626	187.3	4:17.353
14	1	2:00.309	24.406	58.425	37.478	198.4	32:47.044	3	1	2:00.030	24.197	58.223	37.610	184.5	6:17.383
15	1	2:04.024	23.662	1:03.036	37.326	213.8	34:51.068	4	1	2:00.815	23.690	59.119	38.006	200.9	8:18.198
16	1	1:59.622	23.860	58.381	37.381	216.3	36:50.690	5	1	1:59.560	23.843	58.028	37.689	200.2	10:17.758
17	1	2:49.471 B	23.780	1:14.691	1:11.000	218.9	39:40.161	6	1	2:13.586 B	24.435	59.948	49.203	195.3	12:31.344

55 Lotus Elan 26R 1965
1. Guillaume BRAJEUX
2. Patrice GAY
GT2

1	2	2:38.535	54.224	1:04.600	39.711		2:38.535
2	2	2:57.392	1:13.114	1:04.731	39.547	180.0	5:35.927
3	2	3:29.166 B	26.663	2:12.111	50.392	180.3	9:05.093
4	2	8:43.658	7:00.690	1:03.044	39.924		17:48.751
5	2	2:54.606 B	25.581			200.9	20:43.357
6	1	4:29.764	2:35.050	1:10.481	44.233		25:13.121
7	1	2:24.210	30.704	1:09.357	44.149	152.9	27:37.331
8	1	2:22.284	29.116	1:09.473	43.695	164.7	29:59.615
9	1	2:23.241	29.024	1:09.829	44.388	166.2	32:22.856
10	1	2:24.181	29.020	1:10.797	44.364	174.6	34:47.037
11	1	3:39.125 B	29.669	1:14.363	1:55.093	165.0	38:26.162

67 Shelby Mustang GT350 1965
1. Thomas STUDER
GT5

1	1	3:36.986	1:47.114	1:07.673	42.199		3:36.986
2	1	2:10.849	26.076	1:03.416	41.357	171.6	5:47.835
3	1	2:05.759	25.000	1:01.575	39.184	194.6	7:53.594
4	1	2:06.144	25.252	1:01.658	39.234	182.7	9:59.738
5	1	2:17.459 B	25.764	1:02.287	49.408	177.4	12:17.197
6	1	3:09.021	1:27.722	1:01.317	39.982		15:26.218
7	1	2:06.232	25.422	1:01.158	39.652	180.3	17:32.450
8	1	2:04.673	25.100	1:00.280	39.293	183.6	19:37.123
9	1	2:04.978	25.052	1:00.639	39.287	189.9	21:42.101
10	1	2:05.016	24.802	1:00.647	39.567	188.0	23:47.117
11	1	2:21.279 B	25.196	1:00.757	55.326	181.8	26:08.396

69 Shelby Cobra 289 1963
1. Mr JOHN OF B
2. Soheil AYARI
GT5

1	1	2:45.591	1:01.399	1:02.831	41.361		2:45.591
2	1	2:07.337	26.821	1:01.251	39.265	171.9	4:52.928
3	1	2:06.255	25.063	1:01.750	39.442	188.3	6:59.183
4	1	2:05.614	25.431	1:00.812	39.371	176.3	9:04.797
5	1	2:03.279	24.786	1:00.139	38.354	193.9	11:08.076
6	1	2:04.799	24.663	1:01.135	39.001	193.6	13:12.875
7	1	2:04.108	25.081	1:00.423	38.604	194.2	15:16.983
8	1	2:03.633	24.725	59.859	39.049	194.6	17:20.616
9	1	2:14.822 B	24.732	59.915	50.175	177.7	19:35.438
10	2	4:29.444	2:49.766	1:00.711	38.967		24:04.882
11	2	2:06.294	25.343	1:02.263	38.688	182.4	26:11.176
12	2	2:03.531	24.882	1:00.345	38.304	187.6	28:14.707
13	2	2:05.570	24.418	1:01.196	39.956	204.7	30:20.277
14	2	2:01.498	24.005	58.795	38.698	208.5	32:21.775
15	2	2:01.206	24.288	59.274	37.644	210.9	34:22.981
16	2	2:00.669	24.322	58.713	37.634	208.5	36:23.650
17	2	2:30.641 B	24.057	1:00.802	1:05.782	208.9	38:54.291

70 Shelby Cobra Daytona Coupe 1964
1. Pierre-Alain FRANCE
2. Ervin FRANCE
GT5

1	1	2:16.059	34.750	1:02.641	38.668		2:16.059
---	---	----------	--------	----------	--------	--	----------

71 Lotus 15 1959
1. Jakob Viggo HOLSTEIN
2. Otto REEDTZ-THOTT
SP3

1	1	3:25.376	1:30.611	1:11.993	42.772		3:25.376
2	1	2:13.281	28.668	1:03.977	40.636	147.4	5:38.657
3	1	2:13.433	27.835	1:05.079	40.519	154.8	7:52.090
4	1	2:10.660	26.408	1:04.362	39.890	179.4	10:02.750
5	1	2:27.435 B	26.597	1:05.342	55.496	174.6	12:30.185
6	1	4:04.405	2:24.505	1:01.097	38.803		16:34.590
7	1	2:04.030	25.073	1:00.955	38.002	212.9	18:38.620
8	1	2:02.706	24.190	1:00.011	38.505	212.1	20:41.326
9	1	2:02.661	24.159	1:00.155	38.347	214.6	22:43.987
10	1	2:01.729	24.144	59.946	37.639	216.7	24:45.716
11	1	2:16.623 B	24.125	1:00.737	51.761	211.3	27:02.339
12	2	4:56.799	3:17.596	1:01.240	37.963		31:59.138
13	2	2:02.000	24.405	59.904	37.691	208.1	34:01.138
14	2	2:02.305	24.030	1:00.451	37.824	217.1	36:03.443
15	2	2:41.507 B	24.273	1:10.051	1:07.183	215.4	38:44.950

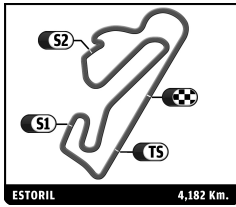
72 Shelby Cobra 289 1963
1. Richard COOK
2. Harvey STANLEY
GT5

1	1	2:20.160	40.137	1:01.595	38.428		2:20.160
2	1	2:04.917	24.518	1:00.876	39.523	192.5	4:25.077
3	1	2:00.195	24.419	58.375	37.401	196.0	6:25.272
4	1	1:59.238	24.138	58.026	37.074	197.0	8:24.510
5	1	2:10.212 B	24.382	1:00.969	44.861	190.9	10:34.722
6	2	3:45.249	2:07.585	59.859	37.805		14:19.971
7	2	2:00.263	24.048	58.495	37.720	205.0	16:20.234
8	2	1:59.751	23.691	58.257	37.803	202.8	18:19.985
9	2	2:01.622	23.754	1:00.421	37.447	201.7	20:21.607
10	2	2:00.362	23.602	58.734	38.026	210.1	22:21.969
11	2	2:00.131	23.676	58.958	37.497	211.3	24:22.100
12	2	2:00.019	23.412	59.031	37.576	209.7	26:22.119
13	2	2:00.198	23.751	59.034	37.413	213.4	28:22.317
14	2	2:19.878 B	23.723	1:01.680	54.475	214.6	30:42.195
15	2	5:08.019	3:30.155	1:00.408	37.456		35:50.214
16	2	2:23.846 B	23.741	58.212	1:01.893	205.0	38:14.060

73 Jaguar E-Type 3.8 1963
1. Laurent JASPERS
GT4

1	1	3:16.790	1:31.558	1:05.788	39.444		3:16.790
---	---	----------	----------	----------	--------	--	----------





SIXTIES' ENDURANCE
ESTORIL CLASSICS
QUALIFYING

Sector Analysis

Personal Best Session Best B Crossing the finish line in pit lane

Lap	D	Time	Sector 1	Sector 2	Sector 3	T. Spd	Elapsed	Lap	D	Time	Sector 1	Sector 2	Sector 3	T. Spd	Elapsed
2	1	2:08.368	28.230	1:01.286	38.852	147.6	5:25.158								
3	1	2:04.860	25.464	1:00.714	38.682	193.6	7:30.018								
4	1	2:04.325	24.616	1:00.873	38.836	197.0	9:34.343								
5	1	2:03.645	24.716	1:00.066	38.863	201.3	11:37.988								
6	1	2:04.157	24.824	1:00.389	38.944	203.5	13:42.145								
7	1	2:04.544	24.871	1:00.683	38.990	186.7	15:46.689								
8	1	2:16.024 B	24.872	1:03.183	47.969	194.9	18:02.713								
9	1	3:59.172	2:17.201	1:02.720	39.251		22:01.885								
10	1	2:05.517	24.767	1:00.668	40.082	190.6	24:07.402								
11	1	2:11.939 B	24.473	1:01.369	46.097	200.2	26:19.341								
12	1	3:17.413	1:36.364	1:02.268	38.781		29:36.754								
13	1	2:02.920	24.332	1:00.272	38.316	195.6	31:39.674								
14	1	2:03.623	24.795	1:00.422	38.406	203.5	33:43.297								
15	1	2:03.266	24.474	1:00.723	38.069	188.6	35:46.563								
16	1	2:24.263 B	24.499	1:00.058	59.706	195.3	38:10.826								

75		Lotus Elan 26R 1965		GT2			
		1.Simon EVANS					
		2.James LITTLEJOHN					
1	1	2:43.695	1:00.152	1:02.756	40.787	2:43.695	
2	1	2:07.596	25.729	1:02.402	39.465	200.9	4:51.291
3	1	2:06.402	25.184	1:02.081	39.137	206.2	6:57.693
4	1	2:10.701	25.056	1:03.458	42.187	217.6	9:08.394
5	1	2:04.913	24.911	1:01.132	38.870	211.3	11:13.307
6	1	2:05.450	24.895	1:01.438	39.117	221.5	13:18.757
7	1	2:05.793	24.743	1:01.395	39.655	220.2	15:24.550
8	1	2:05.154	24.783	1:01.416	38.955	214.6	17:29.704
9	1	2:05.234	24.897	1:01.399	38.938	211.3	19:34.938
10	1	2:04.727	24.908	1:01.018	38.801	212.1	21:39.665
11	1	2:16.441 B	25.023	1:01.908	49.510	209.7	23:56.106
12	2	3:26.721	1:48.920	59.423	38.378		27:22.827
13	2	2:02.265	24.292	1:00.108	37.865	214.2	29:25.092
14	2	2:05.799	24.420	1:03.499	37.880	217.6	31:30.891
15	2	2:00.476	23.871	59.359	37.246	218.0	33:31.367
16	2	1:59.901	23.762	58.742	37.397	220.6	35:31.268
17	2	2:14.052 B	24.054	1:00.620	49.378	208.5	37:45.320

86		Shelby Cobra 289 1963		GT5			
		1.Philip KADOORE					
		2.Seb PEREZ					
1	2	2:12.769	32.365	1:02.439	37.965	2:12.769	
2	2	1:58.773	23.418	57.754	37.601	204.7	4:11.542
3	2	2:01.585	23.450	59.335	38.800	205.8	6:13.127
4	2	1:58.231	23.510	57.740	36.981	208.9	8:11.358
5	2	1:58.264	23.450	57.023	37.791	214.2	10:09.622
6	2	2:03.107	24.638	1:00.685	37.784	172.1	12:12.729
7	2	2:03.529	23.900	1:02.283	37.346	201.7	14:16.258
8	2	1:58.258	23.664	57.469	37.125	210.1	16:14.516
9	2	2:01.037	24.530	59.509	36.998	182.7	18:15.553
10	2	2:00.046	23.627	59.202	37.217	206.2	20:15.599
11	2	2:21.503 B	26.731	1:02.432	52.340	146.0	22:37.102
12	1	4:00.681	2:22.285	1:00.163	38.233		26:37.783
13	1	2:02.511	23.651	1:00.684	38.176	215.0	28:40.294
14	1	2:08.691	26.724	1:03.885	38.082	227.9	30:48.985
15	1	1:59.013	23.709	57.919	37.385	208.5	32:47.998
16	1	2:02.191	23.239	1:01.270	37.682	212.9	34:50.189
17	1	2:09.949 B	24.584	1:00.124	45.241	210.5	37:00.138

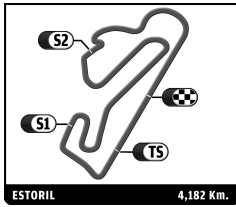
90		Jaguar E-Type 3.8 1964		GT4			
		1.Carlos F. CRUZ					
		2.Mario SILVA					
1	1	2:16.238	31.264	1:03.902	41.072	2:16.238	
2	1	2:08.034	25.604	1:01.587	40.843	200.9	4:24.272
3	1	2:08.127	25.843	1:01.764	40.520	193.6	6:32.399
4	1	2:06.049	25.865	1:00.817	39.367	193.2	8:38.448
5	1	2:04.918	24.674	1:00.550	39.694	203.9	10:43.366
6	1	2:04.601	24.762	1:00.721	39.118	204.3	12:47.967
7	1	2:05.917	25.411	1:00.353	40.153	183.9	14:53.884
8	1	2:06.013	25.388	1:01.043	39.582	196.7	16:59.897
9	1	2:26.011 B	26.600	1:04.336	55.075	189.9	19:25.908
10	2	4:18.690	2:25.747	1:14.210	38.733		23:44.598
11	2	2:03.802	24.901	1:00.411	38.490	189.6	25:48.400
12	2	2:03.216	24.800	59.932	38.484	184.2	27:51.616
13	2	2:02.565	24.499	59.797	38.269	184.2	29:54.181
14	2	2:02.146	24.428	59.264	38.454	190.2	31:56.327
15	2	2:36.075 B	26.756	1:12.418	56.901	186.7	34:32.402

99		Lotus Xi 1500 1956		SP2			
		1.Serge KRIKNOFF					
1	1	3:12.585	1:05.529	1:20.302	46.754	3:12.585	
2	1	2:17.726	29.575	1:07.798	40.353	148.9	5:30.311
3	1	2:09.095	25.796	1:03.139	40.160	185.4	7:39.406
4	1	2:07.822	25.928	1:02.462	39.432	180.9	9:47.228
5	1	2:26.454 B	25.817	1:06.710	53.927	183.6	12:13.682
6	1	4:36.885	2:51.803	1:03.522	41.560		16:50.567
7	1	2:08.672	25.420	1:02.824	40.428	199.9	18:59.239
8	1	2:06.121	25.115	1:01.816	39.190	192.5	21:05.360
9	1	2:06.080	25.271	1:01.555	39.254	197.4	23:11.440
10	1	2:05.508	24.850	1:01.702	38.956	205.8	25:16.948
11	1	2:05.848	25.698	1:01.242	38.908	188.3	27:22.796
12	1	2:27.541 B	26.762	1:07.753	53.026	191.9	29:50.337
13	1	3:29.690	1:46.893	1:03.143	39.654		33:20.027
14	1	2:04.816	25.218	1:00.706	38.892	197.7	35:24.843
15	1	2:05.459	25.793	1:00.451	39.215	211.3	37:30.302
16	1	3:06.119 B	32.746	1:23.043	1:10.330	140.8	40:36.421

104		Austin-Healey 3000 Mk II 1962		GT3			
		1.François de CHANTERAC					
		2.Jérémy DA ROCHA					
1	1	3:17.400	1:26.365	1:09.514	41.521	3:17.400	
2	1	2:16.946	28.744	1:07.465	40.737	158.6	5:34.346
3	1	2:14.451	27.469	1:06.445	40.537	180.0	7:48.797
4	1	2:16.013	27.821	1:07.046	41.146	178.8	10:04.810
5	1	2:14.149	27.133	1:05.731	41.285	180.6	12:18.959
6	1	2:13.289	27.646	1:04.701	40.942	179.1	14:32.248
7	1	2:34.374 B	27.338	1:07.139	59.897	178.0	17:06.622
8	2	4:13.936			40.226		21:20.558
9	2	2:10.960	26.156	1:04.228	40.576	185.1	23:31.518
10	2	2:12.595	27.769	1:03.878	40.948	166.9	25:44.113
11	2	2:12.721	26.263	1:04.617	41.841	190.9	27:56.834
12	2	2:09.986	26.255	1:03.738	39.993	191.2	30:06.820
13	2	2:10.143	25.941	1:03.949	40.253	192.5	32:16.963
14	2	2:44.749 B	26.940	1:16.920	1:00.889	161.8	35:01.712

109		Shelby Cobra Daytona Coupe 1965		GT5	
		1.Olivier BREITTMAYER			
		2.Emile BREITTMAYER			





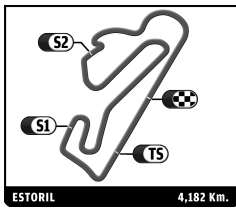
SIXTIES' ENDURANCE
ESTORIL CLASSICS
QUALIFYING

Sector Analysis

Personal Best Session Best B Crossing the finish line in pit lane

Lap	D	Time	Sector 1	Sector 2	Sector 3	T. Spd	Elapsed	Lap	D	Time	Sector 1	Sector 2	Sector 3	T. Spd	Elapsed
1	1	2:10.810	28.890	1:00.509	41.411		2:10.810	14	2	2:46.084 B			1:02.263	148.7	36:28.557
2	1	1:59.296	23.858	58.121	37.317	210.5	4:10.106	157 Morgan Plus 4 1962							
3	1	1:59.148	23.522	57.871	37.755	227.9	6:09.254	1. John EMBERSON							
4	1	2:08.598 B	23.701	58.586	46.311	207.4	8:17.852	2. Nigel GREENSALL							
5	2	3:50.772	2:09.275	1:02.149	39.348		12:08.624	1	1	2:45.539			43.643		2:45.539
6	2	2:02.426	24.302	59.387	38.737	188.3	14:11.050	2	1	2:15.924	27.861	1:05.892	42.171	160.9	5:01.463
7	2	2:00.572	24.256	58.170	38.146	194.6	16:11.622	3	1	2:14.983	27.385	1:05.553	42.045	179.7	7:16.446
8	2	2:01.817	24.414	59.290	38.113	195.3	18:13.439	4	1	2:14.243	26.809	1:04.900	42.534	180.0	9:30.689
9	2	2:02.161	23.747	59.666	38.748	213.8	20:15.600	5	1	2:13.777	26.290	1:04.636	42.851	189.2	11:44.466
10	2	2:02.732	25.561	59.213	37.958	186.7	22:18.332	6	1	2:21.411 B	26.368	1:05.344	49.699	183.9	14:05.877
11	2	2:01.312	23.828	58.919	38.565	211.3	24:19.644	7	1	4:08.966	2:17.635	1:08.533	42.798		18:14.843
12	2	2:20.962 B	24.719	1:02.170	54.073	202.0	26:40.606	8	1	2:12.626			41.037	188.0	20:27.469
13	2	4:30.850	2:51.326	1:00.313	39.211		31:11.456	9	1	2:14.109	26.400	1:05.183	42.526	178.5	22:41.578
14	2	2:09.257 B	23.651	58.917	46.689	210.5	33:20.713	10	1	2:12.483	26.444	1:04.982	41.057	188.3	24:54.061
133 Alfa Romeo Giulia Sprint GTA 1965								157 Morgan Plus 4 1962							
1. Dominique REINHARDT								1. John EMBERSON							
2. Daniel REINHARDT								2. Nigel GREENSALL							
1	1	3:13.655	1:22.647	1:08.572	42.436		3:13.655	1	1	2:45.539			43.643		2:45.539
2	1	2:16.471	29.357	1:06.113	41.001	144.3	5:30.126	2	1	2:15.924	27.861	1:05.892	42.171	160.9	5:01.463
3	1	2:13.022	27.358	1:04.866	40.798	159.5	7:43.148	3	1	2:14.983	27.385	1:05.553	42.045	179.7	7:16.446
4	1	2:12.323	27.544	1:04.402	40.377	151.6	9:55.471	4	1	2:14.243	26.809	1:04.900	42.534	180.0	9:30.689
5	1	2:12.672	27.344	1:04.417	40.911	159.5	12:08.143	5	1	2:13.777	26.290	1:04.636	42.851	189.2	11:44.466
6	1	2:15.576	27.502	1:07.217	40.857	152.7	14:23.719	6	1	2:21.411 B	26.368	1:05.344	49.699	183.9	14:05.877
7	1	2:11.312	26.860	1:03.757	40.695	173.2	16:35.031	7	1	4:08.966	2:17.635	1:08.533	42.798		18:14.843
8	1	2:26.794 B	27.167	1:05.192	54.435	158.1	19:01.825	8	1	2:12.626			41.037	188.0	20:27.469
9	2	4:57.586	3:09.853	1:06.461	41.272		23:59.411	9	1	2:14.109	26.400	1:05.183	42.526	178.5	22:41.578
10	2	2:16.996	27.863	1:07.735	41.398	176.8	26:16.407	10	1	2:12.483	26.444	1:04.982	41.057	188.3	24:54.061
11	2	2:14.887	27.368	1:06.069	41.450	174.9	28:31.294	11	1	2:21.205 B	26.101	1:05.185	49.919	189.2	27:15.266
12	2	2:13.177	27.240	1:04.839	41.098	176.3	30:44.471	12	2	4:24.891	2:31.481	1:11.568	41.842		31:40.157
13	2	2:15.143	27.575	1:06.062	41.506	174.3	32:59.614	13	2	2:10.352	26.030	1:03.734	40.588	188.9	33:50.509
14	2	2:14.440	27.768	1:05.634	41.038	174.3	35:14.054	14	2	2:10.773			40.462	191.2	36:01.282
15	2	2:14.548	27.795	1:05.522	41.231	176.5	37:28.602	15	2	2:40.446 B	25.502	1:03.539	1:11.405	195.3	38:41.728
16	2	3:05.562 B	32.739	1:22.973	1:09.850	136.1	40:34.164	161 Austin-Healey 3000 Mk II 1962							
136 Alfa Romeo Giulia Sprint GTA 1965								1. Serge LIBENS							
1. Moritz WERNER								GT3							
1	1	3:01.710 B	56.029	1:11.123	54.558		3:01.710	1	1	3:26.804	1:33.202	1:10.166	43.436		3:26.804
2	1	9:33.372 B	7:26.351	1:11.285	55.736		12:35.082	2	1	2:15.401	29.234	1:05.044	41.123	173.8	5:42.205
3	1	15:20.863	...	1:06.977	42.073		27:55.945	3	1	2:15.594	27.606	1:06.579	41.409	159.9	7:57.799
4	1	2:24.826 B	29.471	1:06.655	48.700	136.4	30:20.771	4	1	2:13.407	26.751	1:04.942	41.714	169.2	10:11.206
5	1	6:57.996 B	4:44.482	1:16.180	57.334		37:18.767	5	1	2:15.019	27.182	1:06.774	41.063	160.4	12:26.225
147 Jaguar E-Type 3.8 1965								170 Lotus Elan 26R 1964							
1. Guy GRANT								1. Ted TUPPEN							
2. Mark HALES								GT2							
1	1	3:11.697	1:17.071	1:11.854	42.772		3:11.697	1	1	2:45.126	52.237	1:10.149	42.740		2:45.126
2	1	2:12.833	27.814	1:04.705	40.314	177.4	5:24.530	2	1	2:10.710	27.153	1:03.234	40.323	178.8	4:55.836
3	1	2:12.915	28.086	1:04.782	40.047	193.6	7:37.445	3	1	2:08.461	26.180	1:02.192	40.089	188.3	7:04.297
4	1	2:07.439	25.419	1:02.343	39.677	187.0	9:44.884	4	1	2:07.804	25.491	1:02.553	39.760	205.8	9:12.101
5	1	2:06.680	25.526	1:02.100	39.054	184.8	11:51.564	5	1	2:07.512	25.949	1:01.903	39.660	208.9	11:19.613
6	1	2:41.041 B	26.507	1:11.976	1:02.558	175.4	14:32.605	6	1	2:07.335	25.804	1:01.764	39.767	202.8	13:26.948
7	2	3:46.091	2:01.045	1:06.153	38.893		18:18.696	7	1	2:07.571	25.670	1:02.160	39.741	200.6	15:34.519
8	2	2:04.894			38.154	173.0	20:23.590	8	1	2:08.208	25.958	1:01.905	40.345	205.0	17:42.727
9	2	2:03.719	24.899	1:01.027	37.793	184.5	22:27.309	9	1	2:22.083 B	25.635	1:05.526	50.922	205.0	20:04.810
10	2	2:02.906	23.825	1:00.889	38.192	214.2	24:30.215	10	1	4:44.322	2:59.832	1:04.626	39.864		24:49.132
11	2	2:02.848	24.327	1:00.073	38.448	203.2	26:33.063	11	1	2:07.799	25.802	1:02.089	39.908	205.8	26:56.931
12	2	2:39.344 B	28.192	1:09.419	1:01.733	173.8	29:12.407	12	1	2:07.010	25.690	1:01.451	39.869	209.3	29:03.941
13	2	4:30.066	2:36.655	1:10.723	42.688		33:42.473	13	1	2:11.647	25.136	1:02.850	43.661	205.8	31:15.588
255 Morgan Plus 4 Super Sports 1965								170 Lotus Elan 26R 1964							
1. Gonzague THEOL								1. Ted TUPPEN							
2. Malik KINDE								GT2							
1	2	3:15.329	1:23.787	1:08.350	43.192		3:15.329	1	1	2:45.126	52.237	1:10.149	42.740		2:45.126



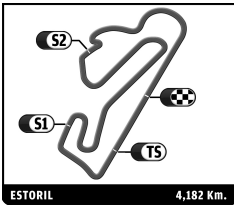


SIXTIES' ENDURANCE
ESTORIL CLASSICS
QUALIFYING

Sector Analysis

							■ Personal Best ■ Session Best ■ Crossing the finish line in pit lane								
Lap	D	Time	Sector 1	Sector 2	Sector 3	T. Spd	Elapsed	Lap	D	Time	Sector 1	Sector 2	Sector 3	T. Spd	Elapsed
260 Lotus Elan 26R 1965 1. Patrick SOURY GT2															
1	1	2:30.962	44.804	1:05.841	40.317		2:30.962								
2	1	2:08.605	25.678	1:03.838	39.089	194.2	4:39.567								
3	1	2:06.008	25.089	1:01.989	38.930	206.2	6:45.575								
4	1	2:07.487	25.057	1:03.172	39.258	213.8	8:53.062								
5	1	2:05.595	25.099	1:01.383	39.113	208.9	10:58.657								
6	1	2:23.458B	25.109	1:02.762	55.587	210.1	13:22.115								
7	1	3:39.983B	1:39.551	1:05.569	54.863		17:02.098								
8	1	4:53.783	3:10.911	1:03.504	39.368		21:55.881								
9	1	2:06.805	25.468	1:02.357	38.980	207.4	24:02.686								
10	1	2:06.782	25.975	1:01.916	38.891	202.8	26:09.468								
11	1	2:07.958	25.031	1:03.794	39.133	202.4	28:17.426								
12	1	2:07.167	26.060	1:02.193	38.914	216.7	30:24.593								
13	1	2:06.788	24.770	1:02.489	39.529	212.1	32:31.381								
14	1	2:06.511	25.081	1:01.974	39.456	212.9	34:37.892								
15	1	2:05.970	25.141	1:01.755	39.074	201.3	36:43.862								
16	1	2:54.859B	25.187	1:19.380	1:10.292	208.5	39:38.721								
369 Shelby Cobra 289 1964 1. Urs BECK 2. Patrick SIMON GT5															
1	1	2:34.374	53.561	1:02.554	38.259		2:34.374								
2	1	2:02.689	24.614	59.925	38.150	189.9	4:37.063								
3	1	2:02.377	24.484	59.706	38.187	193.9	6:39.440								
4	1	2:01.601	24.142	59.035	38.424	202.4	8:41.041								
5	1	2:02.092	23.974	59.250	38.868	200.9	10:43.133								
6	1	2:01.851	24.075	59.343	38.433	208.1	12:44.984								
7	1	2:01.754	24.531	59.138	38.085	199.5	14:46.738								
8	1	2:05.648	25.376	1:00.086	40.186	192.2	16:52.386								
9	1	2:01.654	24.296	59.417	37.941	203.9	18:54.040								
10	1	2:14.609B	25.209	1:00.342	49.058	170.0	21:08.649								
11	2	4:18.054	2:33.585	1:01.278	43.191		25:26.703								
12	2	2:00.851	23.855	58.535	38.461	199.9	27:27.554								
13	2	1:59.510	23.870	58.316	37.324	207.0	29:27.064								
14	2	2:23.262	23.914	1:10.144	49.204	198.1	31:50.326								
15	2	1:59.117	24.059	57.340	37.718	199.1	33:49.443								
16	2	1:59.292	23.966	58.165	37.161	202.0	35:48.735								
17	2	2:19.376B	23.772	57.639	57.965	205.8	38:08.111								
700 Austin-Healey 100-4 1955 1. Richard HADJIMEGRAN 2. José DA ROCHA GT3															
1	2	3:15.972	1:25.041	1:08.884	42.047		3:15.972								
2	2	2:18.447	28.910	1:07.275	42.262	161.3	5:34.419								
3	2	2:19.980	29.162	1:08.556	42.262	162.8	7:54.399								
4	2	2:18.405	27.828	1:07.911	42.666	180.0	10:12.804								
5	2	2:16.007	27.391	1:06.896	41.720	171.1	12:28.811								
6	2	2:16.315	27.153	1:07.288	41.874	172.4	14:45.126								
7	2	2:17.886	28.169	1:06.562	43.155	174.9	17:03.012								
8	2	2:30.586B	28.313	1:08.590	53.683	162.3	19:33.598								
9	1	3:59.815	1:51.072	1:19.122	49.621		23:33.413								
10	1	2:34.938	31.329	1:16.136	47.473	155.2	26:08.351								
11	1	2:36.635	32.351	1:16.043	48.241	152.7	28:44.986								
12	1	2:35.974	31.310	1:15.244	49.420	161.8	31:20.960								
13	1	2:32.720	30.761	1:14.025	47.934	161.1	33:53.680								
14	1	2:34.926	30.306	1:14.422	50.198	165.0	36:28.606								
15	1	3:03.928B	30.631	1:23.549	1:09.748	168.7	39:32.534								
777 Porsche 911 2.0L 1965 1. Guy ZISER 2. Oli WEBB GT2															
1	1	3:09.636	1:19.770	1:07.450	42.416		3:09.636								
2	1	2:15.273	27.424	1:06.103	41.746	193.9	5:24.909								
3	1	2:16.413	26.810	1:07.071	42.532	188.3	7:41.322								
4	1	2:13.438	26.386	1:04.904	42.148	196.0	9:54.760								
5	1	2:13.482	26.328	1:05.337	41.817	192.2	12:08.242								
6	1	2:17.738	26.911	1:08.687	42.140	175.2	14:25.980								
7	1	2:13.175	26.292	1:04.818	42.065	193.6	16:39.155								
8	1	2:12.490	26.193	1:04.369	41.928	193.6	18:51.645								
9	1	2:35.824B	26.227	1:10.957	58.640	189.6	21:27.469								
10	2	5:02.390	3:13.547	1:05.979	42.864		26:29.859								
11	2	2:08.988	25.566	1:02.963	40.459	201.7	28:38.847								
12	2	2:08.481	25.643	1:02.430	40.408	205.0	30:47.328								
13	2	2:07.928	25.706	1:02.166	40.056	203.5	32:55.256								
14	2	2:09.278	25.128	1:04.021	40.129	206.2	35:04.534								
322 Alfa Romeo Giulia Sprint GTA 1965 1. François FABRI 2. Alexander FURIANI GT2															
1	1	3:21.497	1:31.183	1:08.694	41.620		3:21.497								
2	1	2:13.664	27.912	1:05.237	40.515	168.7	5:35.161								
3	1	2:12.320	27.238	1:04.192	40.890	167.7	7:47.481								
4	1	2:11.269	27.208	1:03.844	40.217	171.1	9:58.750								
5	1	2:12.141	26.293	1:03.635	42.213	183.0	12:10.891								
6	1	2:10.023	26.263	1:03.513	40.247	180.0	14:20.914								
7	1	2:12.276	25.993	1:05.367	40.916	188.9	16:33.190								
8	1	2:34.373B	27.154	1:06.644	1:00.575	183.6	19:07.563								
9	1	6:31.927	4:44.982	1:06.085	40.860		25:39.490								
10	1	2:12.040	27.412	1:04.052	40.576	178.8	27:51.530								





SIXTIES' ENDURANCE
ESTORIL CLASSICS
QUALIFYING

Sector Analysis

■ Personal Best ■ Session Best **B** Crossing the finish line in pit lane

Lap	D	Time	Sector 1	Sector 2	Sector 3	T. Spd	Elapsed	Lap	D	Time	Sector 1	Sector 2	Sector 3	T. Spd	Elapsed
15	2	2:08.407	25.253	1:02.374	40.780	202.8	37:12.941								
16	2	2:34.077 B	26.253	1:08.143	59.681	205.0	39:47.018								