

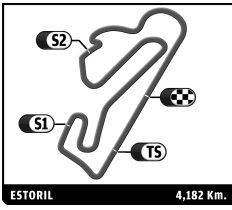


SIXTIES' ENDURANCE
ESTORIL CLASSICS
PRIVATE PRACTICE

Sector Analysis

■ Personal Best
 ■ Session Best
 ■ Crossing the finish line in pit lane

Lap	D	Time	Sector 1	Sector 2	Sector 3	T. Spd	Elapsed	Lap	D	Time	Sector 1	Sector 2	Sector 3	T. Spd	Elapsed	
3		Shelby Cobra Daytona Coupe 1965 GT5 1.Armand MILLE 2.Yves SCEMAMA														
1	1	5:33.169	3:49.569	1:03.916	39.684		5:33.169	1	1	2:43.902	54.853	1:08.204	40.845		2:43.902	
2	1	3:02.548 B	35.416	1:21.022	1:06.110	110.0	8:35.717	2	1	2:10.388	26.411	1:03.346	40.631	194.6	4:54.290	
3	1	5:10.715	3:30.024	1:01.876	38.815		13:46.432	3	1	3:02.575 B	31.622	1:22.018	1:08.935	178.5	7:56.865	
4	1	2:08.122	25.566	1:03.381	39.175	176.0	15:54.554	4	1	5:35.996	3:50.627	1:04.747	40.622		13:32.861	
5	1	2:04.469	25.095	1:01.212	38.162	177.4	17:59.023	5	1	2:06.522	25.464	1:02.002	39.056	200.2	15:39.383	
6	1	2:04.415	24.717	1:01.450	38.248	181.5	20:03.438	6	1	2:06.219	26.059	1:01.386	38.774	173.0	17:45.602	
7	1	2:14.584 B	25.186	1:00.765	48.633	178.0	22:18.022	7	1	2:04.973	25.173	1:01.161	38.639	212.5	19:50.575	
8	2	5:45.260	4:05.839	1:01.236	38.185		28:03.282	8	1	2:05.751	25.830	1:01.761	38.160	197.7	21:56.326	
9	2	2:07.753	24.199	59.857	43.697	208.9	30:11.035	9	1	2:05.630	25.308	1:00.511	39.811	197.4	24:01.956	
10	2	2:14.990 B	24.470	1:00.156	50.364	195.6	32:26.025	10	1	2:06.385	25.903	1:01.707	38.775	211.7	26:08.341	
11	2	5:26.929 B	3:09.660	1:11.572	1:05.697		37:52.954	11	1	2:04.803	25.183	1:01.126	38.494	197.4	28:13.144	
								12	1	2:20.841 B	26.003	1:03.620	51.218	200.9	30:33.985	
								13	1	4:50.110	3:06.990	1:03.891	39.229		35:24.095	
								14	1	2:47.213 B	25.044	1:19.785	1:02.384	212.9	38:11.308	
7		Lotus Elan 26R 1963 GT2 1.Eugène DELEPLANQUE														
1	1	3:38.336	1:49.008	1:09.196	40.132		3:38.336	1	1	4:18.097	2:19.348	1:14.600	44.149		4:18.097	
2	1	2:35.647 B	26.596	1:03.193	1:05.858	174.3	6:13.983	2	1	2:47.043 B	27.956	1:07.823	1:11.264	162.8	7:05.140	
3	1	7:07.032	5:21.639	1:04.383	41.010		13:21.015	3	1	6:12.647	4:26.639	1:05.787	40.221		13:17.787	
4	1	2:05.517	25.632	1:00.973	38.912	189.9	15:26.532	4	1	2:05.843	24.872	1:01.678	39.293	193.2	15:23.630	
5	1	2:10.481	25.366	1:04.150	40.965	199.1	17:37.013	5	1	2:05.027	24.813	1:00.862	39.352	187.0	17:28.657	
10		Shelby Cobra 289 1964 GT5 1.Max HUBER														
1	1	3:46.753	1:50.935	1:14.518	41.300		3:46.753	6	1	2:10.385	26.062	1:03.225	41.098	186.7	19:39.042	
2	1	2:39.754 B	29.048	1:02.814	1:07.892	121.3	6:26.507	7	1	2:07.342	25.353	1:02.136	39.853	187.0	21:46.384	
3	1	6:25.994	4:45.172	1:01.652	39.170		12:52.501	8	1	2:21.195 B	24.787	1:02.577	53.831	205.8	24:07.579	
4	1	2:03.246	24.543	1:00.177	38.526	193.6	14:55.747	9	2	4:19.749	2:31.116	1:07.516	41.117		28:27.328	
5	1	2:01.306	24.062	59.143	38.101	200.2	16:57.053	10	2	2:07.969	25.328	1:02.671	39.970	190.2	30:35.297	
6	1	2:10.185 B	24.108	59.369	46.708	206.2	19:07.238	11	2	2:09.334	26.415	1:03.930	38.989	186.4	32:44.631	
7	1	3:42.164	2:04.171	59.890	38.103		22:49.402	12	2	2:06.021	25.167	1:01.706	39.148	181.5	34:50.652	
8	1	2:02.433	24.326	59.967	38.140	198.1	24:51.835	13	2	2:38.470 B	26.926	1:04.140	1:07.404	173.8	37:29.122	
9	1	2:12.308	24.320	1:09.220	38.768	216.7	27:04.143									
10	1	2:00.884	23.785	59.322	37.777	204.7	29:05.027									
11	1	2:08.506	24.648	1:04.981	38.877	206.2	31:13.533									
12	1	2:01.922	24.197	58.771	38.954	197.7	33:15.455									
13	1	2:14.663 B	23.829	1:00.334	50.500	202.0	35:30.118									
15		Shelby Cobra Daytona Coupe 1964 GT5 1.Jeremy COTTINGHAM														
1	1	2:38.958	55.156	1:05.652	38.150		2:38.958	1	1	4:18.943	2:38.257	1:01.755	38.931		4:18.943	
2	1	2:05.598	25.268	1:02.493	37.837	179.4	4:44.556	2	1	2:42.951 B	24.669	1:04.644	1:13.638	206.6	7:01.894	
3	1	2:39.285 B	25.122	1:09.335	1:04.828	176.3	7:23.841	3	1	6:36.216	4:54.311	1:03.456	38.449		13:38.110	
4	1	5:49.489	4:07.047	1:03.945	38.497		13:13.330	4	1	2:05.568	26.245	1:00.618	38.705	202.4	15:43.678	
5	1	2:02.857	24.843	1:00.038	37.976	175.7	15:16.187	5	1	2:02.183	24.158	59.689	38.336	205.8	17:45.861	
6	1	2:04.776	25.626	1:01.048	38.102	182.4	17:20.963									
7	1	2:02.811	24.627	59.960	38.224	187.6	19:23.774									
8	1	2:06.230	24.766	1:01.446	40.018	196.3	21:30.004									
9	1	2:02.215	24.675	1:00.148	37.392	195.6	23:32.219									
10	1	2:04.611	24.485	1:01.636	38.490	193.2	25:36.830									
11	1	2:03.749	24.995	1:00.503	38.251	188.0	27:40.579									
12	1	2:02.534	24.914	1:00.232	37.388	193.2	29:43.113									
13	1	2:01.248	24.466	59.536	37.246	196.0	31:44.361									
14	1	2:16.000 B	24.565	59.667	51.768	190.2	34:00.361									
17		Shelby Cobra 289 1965 GT5 1.Luc-Pierre VERQUIN														
1	1	2:43.902	54.853	1:08.204	40.845		2:43.902									
2	1	2:10.388	26.411	1:03.346	40.631	194.6	4:54.290									
3	1	3:02.575 B	31.622	1:22.018	1:08.935	178.5	7:56.865									
4	1	5:35.996	3:50.627	1:04.747	40.622		13:32.861									
5	1	2:06.522	25.464	1:02.002	39.056	200.2	15:39.383									
6	1	2:06.219	26.059	1:01.386	38.774	173.0	17:45.602									
7	1	2:04.973	25.173	1:01.161	38.639	212.5	19:50.575									
8	1	2:05.751	25.830	1:01.761	38.160	197.7	21:56.326									
9	1	2:05.630	25.308	1:00.511	39.811	197.4	24:01.956									
10	1	2:06.385	25.903	1:01.707	38.775	211.7	26:08.341									
11	1	2:04.803	25.183	1:01.126	38.494	197.4	28:13.144									
12	1	2:20.841 B	26.003	1:03.620	51.218	200.9	30:33.985									
13	1	4:50.110	3:06.990	1:03.891	39.229		35:24.095									
14	1	2:47.213 B	25.044	1:19.785	1:02.384	212.9	38:11.308									
18		Shelby Cobra Daytona Coupe 1964 GT5 1.Jim BOUZAGLOU 2.William BOWDISH														
1	1	4:18.097	2:19.348	1:14.600	44.149		4:18.097									
2	1	2:47.043 B	27.956	1:07.823	1:11.264	162.8	7:05.140									
3	1	6:12.647	4:26.639	1:05.787	40.221		13:17.787									
4	1	2:05.843	24.872	1:01.678	39.293	193.2	15:23.630									
5	1	2:05.027	24.813	1:00.862	39.352	187.0	17:28.657									
6	1	2:10.385	26.062	1:03.225	41.098	186.7	19:39.042									
7	1	2:07.342	25.353	1:02.136	39.853	187.0	21:46.384									
8	1	2:21.195 B	24.787	1:02.577	53.831	205.8	24:07.579									
9	2	4:19.749	2:31.116	1:07.516	41.117		28:27.328									
10	2	2:07.969	25.328	1:02.671	39.970	190.2	30:35.297									
11	2	2:09.334	26.415	1:03.930	<											



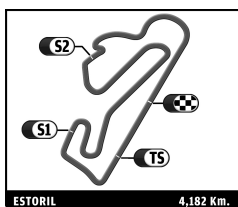
SIXTIES' ENDURANCE
ESTORIL CLASSICS
PRIVATE PRACTICE

Sector Analysis

Lap	D	Time	Sector 1	Sector 2	Sector 3	T. Spd	Elapsed	Lap	D	Time	Sector 1	Sector 2	Sector 3	T. Spd	Elapsed
6	1	2:05.115	25.304	1:01.348	38.463	212.1	19:50.976	3	2	2:54.057 B					10:24.054
7	1	2:01.236	24.321	59.763	37.152	219.7	21:52.212	4	2	3:15.495	1:25.849	1:07.408	42.238		13:39.549
8	1	2:17.728 B	23.653	59.245	54.830	217.1	24:09.940	5	2	2:50.078 B	39.002	1:14.291	56.785	160.6	16:29.627
9	2	11:33.324	9:51.932	1:01.122	40.270		35:43.264	6	2	4:48.140 B	2:32.262	1:15.957	59.921		21:17.767
24	Jaguar E-Type 3.8 1963 1. François FILLON 2. André RAULIN GT4							51	Shelby Cobra 289 1963 1. Maxime GUENAT 2. Guillaume MAHE GT5						
1	1	3:36.488	1:46.778	1:08.149	41.561		3:36.488	1	2	2:21.499	43.092	1:00.294	38.113		2:21.499
2	1	2:43.997 B	26.448	1:06.775	1:10.774	177.7	6:20.485	2	2	2:02.571	24.248	1:00.674	37.649	189.6	4:24.070
3	2	6:48.441	5:03.340	1:05.050	40.051		13:08.926	3	2	2:38.113 B	24.156	1:01.205	1:12.752	200.6	7:02.183
4	2	2:09.335	25.363	1:03.167	40.805	195.6	15:18.261	4	2	6:02.713	4:23.019	1:01.619	38.075		13:04.896
5	2	2:08.578	25.760	1:03.116	39.702	180.3	17:26.839	5	2	1:59.781	23.947	58.193	37.641	224.6	15:04.677
6	2	2:10.474	26.283	1:03.472	40.719	185.1	19:37.313	6	2	2:00.660	24.098	59.319	37.243	203.5	17:05.337
7	2	2:09.855	26.224	1:03.997	39.634	180.6	21:47.168	7	2	1:59.958	23.611	58.880	37.467	212.5	19:05.295
8	2	2:25.427 B	25.217	1:02.206	58.004	187.0	24:12.595	8	2	2:17.113 B	24.547	1:01.546	51.020	200.6	21:22.408
9	2	4:21.357	2:33.541	1:05.684	42.132		28:33.952	9	1	4:46.081	3:06.304	1:01.205	38.572		26:08.489
10	2	2:12.060	26.189	1:06.002	39.869	183.3	30:46.012	10	1	2:01.732	23.948	1:00.346	37.438	209.3	28:10.221
11	2	2:10.884	26.189	1:04.796	39.899	191.5	32:56.896	11	1	2:00.693	23.660	59.232	37.801	209.7	30:10.914
12	2	2:10.124	26.106	1:03.916	40.102	186.1	35:07.020	12	1	2:00.251	23.637	59.220	37.394	209.3	32:11.165
13	2	2:43.820 B	26.558	1:11.499	1:05.763	180.9	37:50.840	13	1	1:59.533	23.943	58.368	37.222	207.0	34:10.698
27	Jaguar E-Type 3.8 1964 1. Didier ROBIN 2. Maxime ROBIN GT4							55	Lotus Elan 26R 1965 1. Guillaume BRAJEUX 2. Patrice GAY GT2						
1	1	3:31.063	1:48.893	1:03.721	38.449		3:31.063	1	1	3:24.035	1:13.242	1:22.003	48.790		3:24.035
2	1	2:29.125 B	25.347	1:05.684	58.094	191.9	6:00.188	2	1	2:58.882 B	32.006	1:15.869	1:11.007	148.0	6:22.917
3	2	7:03.223	5:23.023	1:01.266	38.934		13:03.411	3	1	7:11.450	5:14.739	1:12.198	44.513		13:34.367
4	2	2:04.351	24.722	1:00.983	38.646	199.9	15:07.762	4	1	2:28.175	30.061	1:14.327	43.787	146.6	16:02.542
5	2	2:03.332	24.614	1:00.396	38.322	207.4	17:11.094	5	1	2:24.772	30.162	1:09.247	45.363	152.2	18:27.314
6	2	2:04.864	24.794	1:01.235	38.835	200.6	19:15.958	6	1	2:22.381	28.978	1:09.031	44.372	170.0	20:49.695
7	2	2:05.619	24.989	1:01.561	39.069	175.7	21:21.577	7	1	2:21.972	29.726	1:08.365	43.881	151.0	23:11.667
8	2	2:20.720 B	25.736	1:00.809	54.175	175.2	23:42.297	8	1	2:34.832 B	28.698	1:07.791	58.343	168.2	25:46.499
9	1	4:53.044	3:07.839	1:05.810	39.395		28:35.341	9	2	4:05.071	2:19.993	1:04.736	40.342		29:51.570
10	1	2:08.476	25.465	1:03.687	39.324	191.9	30:43.817	61	Morgan SLR 1961 1. Simon OREBI GANN 2. Brett SYNDERCOMBE GT3						
11	1	2:07.160	26.012	1:02.390	38.758	175.4	32:50.977	1	1	6:11.665 B	3:49.807	1:15.859	1:05.999		6:11.665
12	1	2:06.059	25.753	1:01.978	38.328	193.6	34:57.036	2	1	7:08.969	5:10.717	1:14.316	43.936		13:20.634
13	1	2:44.483 B	24.971	1:09.016	1:10.496	198.1	37:41.519	3	1	2:26.924	27.426	1:16.529	42.969	172.7	15:47.558
31	Shelby Cobra 289 1964 1. Charles FIRMENICH 2. Benjamin MONNAY GT5							61	Morgan SLR 1961 1. Simon OREBI GANN 2. Brett SYNDERCOMBE GT3						
1	1	3:49.807	1:58.297	1:10.393	41.117		3:49.807	4	1	2:18.848	26.527	1:09.555	42.766	184.2	18:06.406
2	1	2:42.872 B	27.797	1:05.415	1:09.660	153.1	6:32.679	5	1	2:30.130 B	28.394	1:06.589	55.147	173.0	20:36.536
3	1	6:28.590	4:45.557	1:03.425	39.608		13:01.269	6	2	5:31.844	3:35.992	1:12.503	43.349		26:08.380
4	1	2:06.176	25.177	1:02.282	38.717	207.0	15:07.445	7	2	2:18.846	28.894	1:08.344	41.608	150.6	28:27.226
5	1	2:04.786	25.573	1:00.957	38.256	191.2	17:12.231	8	2	2:15.305	26.887	1:06.493	41.925	166.9	30:42.531
6	1	2:06.798	25.023	1:02.593	39.182	198.4	19:19.029	9	2	3:06.177 B	26.751	1:24.893	1:14.533	181.8	33:48.708
7	1	2:04.387	25.290	1:00.339	38.758	189.2	21:23.416	67	Shelby Mustang GT350 1965 1. Thomas STUDER GT5						
8	1	2:05.973	25.565	1:00.430	39.978	185.1	23:29.389	1	1	5:30.760	3:34.880	1:12.389	43.491		5:30.760
9	1	2:18.365 B	24.704	1:00.573	53.088	202.4	25:47.754	2	1	3:02.368 B	36.216	1:21.615	1:04.537	108.7	8:33.128
10	1	3:58.396	2:19.255	1:00.483	38.658		29:46.150	3	1	5:09.577	3:15.558	1:11.741	42.278		13:42.705
11	1	2:03.584	24.886	1:00.326	38.372	201.7	31:49.734	4	1	2:12.165	26.544	1:05.366	40.255	169.0	15:54.870
12	1	2:05.425	24.466	1:02.410	38.549	197.0	33:55.159	5	1	2:20.301 B	25.914	1:03.258	51.129	179.1	18:15.171
13	1	2:17.221 B	24.394	1:00.814	52.013	202.0	36:12.380	6	1	3:07.849	1:24.747	1:01.977	41.125		21:23.020
44	Alfa Romeo Giulia Sprint GTA 1965 1. Manuel MELO 2. Ricardo PEREIRA GT2														
1	2	3:55.542 B	1:47.712	1:12.416	55.414		3:55.542								
2	2	3:34.455 B					7:29.997								

■ Personal Best ■ Session Best ■ Crossing the finish line in pit lane





SIXTIES' ENDURANCE
ESTORIL CLASSICS
PRIVATE PRACTICE

Sector Analysis

Personal Best Session Best B Crossing the finish line in pit lane

Lap	D	Time	Sector 1	Sector 2	Sector 3	T. Spd	Elapsed	Lap	D	Time	Sector 1	Sector 2	Sector 3	T. Spd	Elapsed
7	1	2:07.873	26.578	1:01.577	39.718	169.0	23:30.893	7	1	2:00.833	24.383	58.835	37.615	204.3	19:18.971
8	1	2:06.784	24.901	1:01.718	40.165	192.2	25:37.677	8	1	2:10.232 B	24.474	1:00.261	45.497	194.2	21:29.203
9	1	2:07.475	26.029	1:01.588	39.858	183.9	27:45.152	9	2	3:49.993	2:08.810	1:01.478	39.705		25:19.196
10	1	2:06.515	25.816	1:01.184	39.515	178.0	29:51.667	10	2	2:02.317	24.230	1:00.032	38.055	191.9	27:21.513
11	1	2:05.044	24.821	1:00.900	39.323	188.3	31:56.711	11	2	2:01.859	24.147	59.856	37.856	192.9	29:23.372
12	1	2:23.219 B	25.479	1:02.741	54.999	179.4	34:19.930	12	2	2:01.548	24.143	59.609	37.796	205.4	31:24.920
								13	2	2:01.211	24.007	59.187	38.017	211.3	33:26.131
								14	2	2:00.690	23.846	59.128	37.716	207.7	35:26.821
								15	2	2:52.316 B	24.175	1:19.673	1:08.468	202.4	38:19.137

69 Shelby Cobra 289 1963
1. Mr JOHN OF B GT5

1	1	3:29.577	1:46.732	1:03.398	39.447		3:29.577
2	1	2:05.350	24.511	1:02.308	38.531	210.1	5:34.927
3	1	2:48.136 B	34.345	1:18.211	55.580	129.6	8:23.063
4	1	5:44.334	4:07.009	59.335	37.990		14:07.397
5	1	1:59.002	23.617	57.982	37.403	210.5	16:06.399
6	1	2:01.467	24.117	58.688	38.662	222.8	18:07.866
7	1	2:15.736 B	24.978	1:01.228	49.530	207.4	20:23.602
8	1	6:01.015	4:18.669	1:02.370	39.976		26:24.617
9	1	2:06.586	25.579	1:01.112	39.895	198.8	28:31.203
10	1	2:04.223	25.055	1:00.517	38.651	183.0	30:35.426
11	1	2:04.466	25.709	1:00.008	38.749	183.0	32:39.892
12	1	2:02.739	24.450	1:00.248	38.041	190.6	34:42.631
13	1	2:26.477 B	24.429	59.978	1:02.070	192.2	37:09.108

70 Shelby Cobra Daytona Coupe 1964
1. Pierre-Alain FRANCE GT5
2. Erwin FRANCE

1	1	4:30.720	2:42.004	1:08.334	40.382		4:30.720
2	1	6:22.512 B	4:12.700	1:13.465	56.347	185.1	10:53.232
3	1	3:45.585	2:01.349	1:03.803	40.433		14:38.817
4	1	2:06.791	25.069	1:02.983	38.739	208.1	16:45.608
5	1	2:18.443	24.978	1:14.470	38.995	212.5	19:04.051
6	1	2:04.120	24.268	1:01.615	38.237	215.9	21:08.171
7	1	2:18.403 B	24.944	1:01.295	52.164	193.6	23:26.574
8	1	4:32.124	2:54.863	59.283	37.978		27:58.698
9	1	2:01.910	25.714	58.865	37.331	233.7	30:00.608
10	1	2:00.546	24.175	58.650	37.721	199.5	32:01.154
11	1	1:59.945	23.889	58.732	37.324	206.2	34:01.099
12	1	2:15.139 B	23.356	58.319	53.464	210.1	36:16.238

71 Lotus 15 1959
1. Jakob Viggo HOLSTEIN SP3
2. Otto REEDTZ-THOTT

1	1	19:38.267	...	1:04.151	39.520		19:38.267
2	1	2:03.202	25.336	1:00.208	37.658	189.6	21:41.469
3	1	2:03.258	25.128	59.985	38.145	180.3	23:44.727
4	1	2:03.156	24.329	1:00.933	37.894	207.4	25:47.883
5	1	2:17.574 B	24.517	1:02.482	50.575	179.1	28:05.457
6	2	5:14.908	3:18.575	1:11.630	44.703		33:20.365
7	2	2:17.611	27.861	1:07.623	42.127	172.1	35:37.976
8	2	2:57.855 B	30.320	1:20.943	1:06.592	173.8	38:35.831

72 Shelby Cobra 289 1963
1. Richard COOK GT5
2. Harvey STANLEY

1	1	2:44.182	1:00.790	1:04.106	39.286		2:44.182
2	1	2:01.849	24.705	59.764	37.380	193.6	4:46.031
3	1	2:40.034 B	24.941	1:09.536	1:05.557	187.0	7:26.065
4	1	5:47.929	4:06.952	1:02.757	38.220		13:13.994
5	1	2:02.738	25.020	1:00.083	37.635	182.1	15:16.732
6	1	2:01.406	24.581	59.673	37.152	195.6	17:18.138

73 Jaguar E-Type 3.8 1963
1. Laurent JASPERS GT4

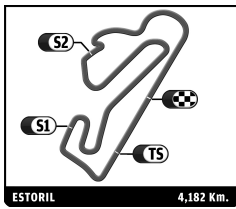
1	1	5:50.944 B	3:50.929	1:05.319	54.696		5:50.944
2	1	7:29.021	5:43.261	1:05.183	40.577		13:19.965
3	1	2:04.422	25.375	1:00.397	38.650	194.6	15:24.387
4	1	2:04.304	24.577	1:00.830	38.897	199.1	17:28.691
5	1	2:03.312	24.720	1:00.106	38.486	210.1	19:32.003
6	1	2:13.819 B	24.684	1:02.387	46.748	207.7	21:45.822
7	1	3:21.855	1:42.759	1:00.659	38.437		25:07.677
8	1	2:18.643	24.368	59.876	54.399	208.5	27:26.320
9	1	2:02.598	24.147	1:00.024	38.427	209.7	29:28.918
10	1	2:03.107	24.468	1:00.114	38.525	211.7	31:32.025
11	1	2:24.875	24.210	1:21.407	39.258	196.3	33:56.900
12	1	2:04.717	24.315	59.621	40.781	191.9	36:01.617
13	1	3:23.637 B	28.375	1:22.460	1:32.802	153.5	39:25.254

75 Lotus Elan 26R 1965
1. Simon EVANS GT2
2. James LITTLEJOHN

1	1	6:31.009 B	4:14.507	1:07.292	1:09.210		6:31.009
2	1	6:29.884	4:44.985	1:04.129	40.770		13:00.893
3	1	2:11.319	26.765	1:04.070	40.484	190.9	15:12.212
4	1	2:11.056	25.283	1:04.773	41.000	214.6	17:23.268
5	1	2:07.872	25.184	1:02.771	39.917	207.0	19:31.140
6	1	2:07.663	25.986	1:02.432	39.245	204.3	21:38.803
7	1	2:07.276	24.858	1:02.606	39.812	215.0	23:46.079
8	1	2:41.881 B	27.582	1:15.739	58.560	189.9	26:27.960
9	2	3:51.442	2:12.252	1:00.883	38.307		30:19.402
10	2	2:01.501	24.445	59.301	37.755	207.4	32:20.903
11	2	2:01.228	24.057	59.684	37.487	215.0	34:22.131
12	2	2:18.103 B	23.928	59.017	55.158	216.3	36:40.234

86 Shelby Cobra 289 1963
1. Philip KADOORIE GT5

1	1	6:34.899 B	4:16.073	1:09.164	1:09.662		6:34.899
2	1	7:08.643	5:26.293	1:03.638	38.712		13:43.542
3	1	2:09.149	25.916	1:03.878	39.355	170.6	15:52.691
4	1	2:03.963	24.273	1:01.029	38.661	197.4	17:56.654
5	1	2:02.276	24.002	59.879	38.395	199.9	19:58.930
6	1	2:13.567 B	24.717	1:02.426	46.424	191.2	22:12.497
7	1	4:23.263	2:40.739	1:04.209	38.315		26:35.760
8	1	2:01.691	24.805	58.953	37.933	177.4	28:37.451
9	1	2:01.633	23.770	59.602	38.261	202.0	30:39.084
10	1	2:01.614	24.341	59.786	37.487	189.9	32:40.698
11	1	2:00.727	23.998	59.238	37.491	192.9	34:41.425
12	1	2:20.312 B	23.453	58.767	58.092	212.1	37:01.737

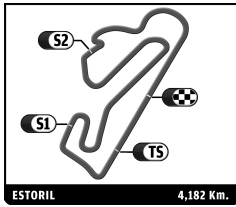


SIXTIES' ENDURANCE
ESTORIL CLASSICS
PRIVATE PRACTICE

Sector Analysis

Lap	D	Time	Sector 1	Sector 2	Sector 3	T. Spd	Elapsed	Lap	D	Time	Sector 1	Sector 2	Sector 3	T. Spd	Elapsed	
90 Jaguar E-Type 3.8 1964																
1.Carlos F. CRUZ GT4																
2.Mario SILVA																
1	1	2:42.910	59.127	1:04.245	39.538		2:42.910	11	2	2:16.054	27.273	1:06.760	42.021	186.7	34:49.797	
2	1	2:05.680	24.868	1:01.744	39.068	205.0	4:48.590	12	2	2:47.154	B	28.477	1:10.687	1:07.990	184.8	37:36.951
3	1	2:42.746	B	25.019	1:07.802	1:09.925	212.1	7:31.336								
4	1	6:00.110	4:18.112	1:02.205	39.793		13:31.446									
5	1	2:19.221	B	24.925	1:01.946	52.350	200.9	15:50.667								
6	2	6:11.560	4:27.277	1:05.359	38.924		22:02.227									
7	2	2:04.646	25.473	1:00.858	38.315	185.7	24:06.873									
8	2	2:03.762	24.913	1:00.187	38.662	188.3	26:10.635									
9	2	2:03.445	25.514	59.905	38.026	186.1	28:14.080									
10	2	2:31.163	B	27.511	1:09.591	54.061	184.8	30:45.243								
104 Austin-Healey 3000 Mk II 1962																
1.François de CHANTERAC GT3																
2.Jérémy DA ROCHA																
1	1	6:18.181	B	3:53.366	1:15.589	1:09.226	6:18.181									
2	1	7:26.593	5:31.193	1:12.244	43.156		13:44.774									
3	1	2:33.570	44.499	1:07.593	41.478	188.9	16:18.344									
4	1	2:14.748	27.266	1:06.239	41.243	193.6	18:33.092									
5	1	2:16.866	26.984	1:05.981	43.901	188.9	20:49.958									
6	1	2:14.474	27.377	1:05.301	41.796	180.6	23:04.432									
7	1	2:14.903	27.020	1:06.073	41.810	196.0	25:19.335									
8	1	2:32.551	B	29.797	1:08.670	54.084	160.6	27:51.886								
9	2	4:49.134	2:58.515	1:09.021	41.598		32:41.020									
10	2	2:16.522	27.593	1:07.884	41.045	178.3	34:57.542									
11	2	2:46.633	B	26.620	1:13.588	1:06.425	186.7	37:44.175								
109 Shelby Cobra Daytona Coupe 1965																
1.Olivier BREITTMAYER GT5																
2.Emile BREITTMAYER																
1	1	3:10.391	1:21.272	1:08.839	40.280		3:10.391									
2	1	2:06.212	25.428	1:01.610	39.174	191.9	5:16.603									
3	1	3:03.922	B	26.153	1:26.301	1:11.468	199.5	8:20.525								
4	1	6:19.362	4:38.894	1:01.365	39.103		14:39.887									
5	1	2:04.057	24.557	1:01.234	38.266	198.4	16:43.944									
6	1	2:03.459	24.021	1:00.248	39.190	205.4	18:47.403									
7	1	2:17.960	B	24.012	1:00.628	53.320	212.9	21:05.363								
8	1	4:23.954	2:44.070	1:01.337	38.547		25:29.317									
9	1	2:02.844	24.344	1:00.197	38.303	212.5	27:32.161									
10	1	2:06.957	24.420	1:01.000	41.537	216.7	29:39.118									
11	1	2:01.396	24.329	59.137	37.930	200.2	31:40.514									
12	1	2:03.683	23.899	1:01.108	38.676	206.6	33:44.197									
13	1	2:01.641	24.244	59.216	38.181	205.4	35:45.838									
14	1	2:55.511	B	25.575	1:21.099	1:08.837	210.1	38:41.349								
133 Alfa Romeo Giulia Sprint GTA 1965																
1.Dominique REINHARDT GT2																
2.Daniel REINHARDT																
1	1	3:52.613	1:46.090	1:18.869	47.654		3:52.613									
2	1	2:45.423	B	28.671	1:08.259	1:08.493	155.0	6:38.036								
3	1	6:57.192	5:03.341	1:09.955	43.896		13:35.228									
4	1	2:19.582	29.490	1:08.161	41.931	150.0	15:54.810									
5	1	2:16.774	27.749	1:06.446	42.579	143.7	18:11.584									
6	1	2:15.297	27.564	1:06.271	41.462	152.4	20:26.881									
7	1	2:27.040	B	27.638	1:06.017	53.385	150.0	22:53.921								
8	2	5:04.730	3:10.915	1:10.710	43.105		27:58.651									
9	2	2:17.989	28.019	1:08.539	41.431	170.0	30:16.640									
10	2	2:17.103	28.501	1:06.908	41.694	191.5	32:33.743									
136 Alfa Romeo Giulia Sprint GTA 1965																
1.Moritz WERNER GT2																
1	1	6:56.166	B	4:20.978	1:20.595	1:14.593	6:56.166									
2	1	6:21.040	4:26.931	1:11.112	42.997		13:17.206									
3	1	2:28.018	B	27.839	1:07.774	52.405	163.5	15:45.224								
4	1	11:13.052	B	9:09.707	1:10.453	52.892	26:58.276									
5	1	7:51.118	B	5:46.583	1:09.862	54.673	34:49.394									
139 Porsche 911 2.0L 1965																
1.Daniel Thomas CAGGIAN GT2																
2.Xavier DAYRAUT																
1	1	4:19.654	2:22.982	1:11.877	44.795		4:19.654									
2	1	2:47.559	B	29.739	1:08.287	1:09.533	157.2	7:07.213								
3	2	6:18.750	4:22.666	1:11.718	44.366		13:25.963									
4	2	2:13.998	26.160	1:06.662	41.176	188.6	15:39.961									
147 Jaguar E-Type 3.8 1965																
1.Guy GRANT GT4																
2.Mark HALES																
1	2	3:05.743	1:14.760	1:11.031	39.952		3:05.743									
2	2	2:04.998	25.454	1:00.583	38.961	173.0	5:10.741									
3	2	3:06.443	B	27.064	1:29.936	1:09.443	190.9	8:17.184								
4	2	5:25.013	3:43.450	1:02.306	39.257		13:42.197									
5	2	2:07.491	25.857	1:03.456	38.178	166.7	15:49.688									
6	2	2:05.723	24.632	1:03.089	38.002	190.2	17:55.411									
7	2	2:02.357	24.074	1:00.298	37.985	200.6	19:57.768									
8	2	2:23.488	B	24.455	1:05.620	53.413	183.9	22:21.256								
9	1	4:42.546	2:50.061	1:08.002	44.483		27:03.802									
10	1	2:17.082	27.269	1:08.603	41.210	173.2	29:20.884									
11	1	2:11.986	26.205	1:04.934	40.847	174.6	31:32.870									
12	1	2:14.014	25.532	1:06.951	41.531	182.4	33:46.884									
13	1	2:11.118	26.237	1:03.837	41.044	172.1	35:58.002									
14	1	3:25.244	B	31.292	1:22.324	1:31.628	126.2	39:23.246								
161 Austin-Healey 3000 Mk II 1962																
1.Serge LIBENS GT3																
1	1	6:15.889	B	3:50.719	1:17.468	1:07.702	6:15.889									
2	1	7:05.384	5:11.647	1:11.548	42.189		13:21.273									
3	1	2:17.211	28.135	1:08.377	40.699	170.6	15:38.484									
4	1	2:14.038	27.733	1:06.355	39.950	170.6	17:52.522									
5	1	2:14.265	26.622	1:07.487	40.156	180.3	20:06.787									
6	1	2:10.934	26.291	1:04.296	40.347	186.4	22:17.721									
7	1	2:11.291	26.319	1:04.649	40.323	195.3	24:29.012									
8	1	2:24.100	26.706	1:06.761	50.633	178.0	26:53.112									
9	1	2:12.246	27.387	1:04.295	40.564	165.0	29:05.358									
10	1	2:11.083	26.027	1:04.773	40.283	180.3	31:16.441									
11	1	2:13.881	27.232	1:06.254	40.395	166.4	33:30.322									
170 Lotus Elan 26R 1964																
1.Ted TUPPEN GT2																
1	1	3:22.684	1:23.060	1:13.111	46.513		3:22.684									
2	1	2:40.761	B	29.202	1:09.984	1:01.575	167.2	6:03.445								
3	1	14:01.779	B	...	2:07.322	1:24.904	20:05.224									
4	1	3:00.568	1:13.127	1:05.773	41.668		23:05.792									
5	1	2:14.055	27.359	1:05.500	41.196	187.0	25:19.847									
6	1	2:12.406	26.714	1:04.098	41.594	176.0	27:32.253									





SIXTIES' ENDURANCE
ESTORIL CLASSICS
PRIVATE PRACTICE

Sector Analysis

Personal Best Session Best B Crossing the finish line in pit lane

Lap	D	Time	Sector 1	Sector 2	Sector 3	T. Spd	Elapsed	Lap	D	Time	Sector 1	Sector 2	Sector 3	T. Spd	Elapsed
7	1	2:11.688	26.751	1:03.936	41.001	193.9	29:43.941	3	1	2:13.801	27.390	1:05.692	40.719	179.7	15:24.556
8	1	2:10.317	25.920	1:03.874	40.523	188.6	31:54.258	4	1	2:12.802	26.860	1:04.346	41.596	177.4	17:37.358
9	1	2:10.237	25.881	1:03.921	40.435	199.9	34:04.495	5	1	2:12.533	27.318	1:04.240	40.975	159.0	19:49.891
10	1	2:22.236 B	25.875	1:03.405	52.956	207.4	36:26.731	6	1	2:12.724	28.166	1:03.794	40.764	173.2	22:02.615

255 Morgan Plus 4 Super Sports 1965
1. Gonzague THEOL
2. Malik KINDE
GT3

1	1	4:28.031 B	2:16.580	1:16.279	55.172		4:28.031
2	1	3:44.120 B	1:06.031	1:31.803	1:06.286		8:12.151
3	1	5:25.840	3:34.009	1:09.378	42.453		13:37.991
4	1	2:22.772	28.760	1:11.403	42.609	171.9	16:00.763
5	1	2:19.517	28.264	1:07.872	43.381	179.4	18:20.280
6	1	2:21.056	29.795	1:07.931	43.330	152.7	20:41.336
7	1	2:19.284	28.358	1:08.240	42.686	171.3	23:00.620
8	1	2:23.650	29.451	1:09.131	45.068	160.2	25:24.270
9	1	2:18.896	28.437	1:06.924	43.535	180.3	27:43.166
10	1	2:16.876	28.910	1:06.099	41.867	169.5	30:00.042
11	1	2:22.294	29.043	1:10.120	43.131	176.3	32:22.336
12	1	2:31.810 B	28.182	1:06.902	56.726	181.8	34:54.146

260 Lotus Elan 26R 1965
1. Patrick SOURY
GT2

1	1	4:05.306	2:13.828	1:09.931	41.547		4:05.306
2	1	2:47.900 B	26.973	1:08.133	1:12.794	189.2	6:53.206
3	1	6:34.671	4:50.869	1:04.703	39.099		13:27.877
4	1	2:08.134	25.332	1:03.425	39.377	198.1	15:36.011
5	1	2:06.941	24.959	1:01.936	40.046	213.4	17:42.952
6	1	2:24.653 B	24.891	1:01.911	57.851	207.7	20:07.605
7	1	3:27.273	1:40.125	1:06.373	40.775		23:34.878
8	1	2:44.892	24.931	1:39.388	40.573	212.1	26:19.770
9	1	2:09.794	26.214	1:03.045	40.535	201.7	28:29.564
10	1	2:06.630	25.229	1:02.850	38.551	199.1	30:36.194
11	1	2:06.453	25.670	1:02.152	38.631	193.2	32:42.647
12	1	2:05.411	25.118	1:01.366	38.927	207.0	34:48.058
13	1	2:36.680 B	25.005	1:06.963	1:04.712	210.1	37:24.738

261 Lotus Elan 26R 1965
1. Nick PINK
2. Chris FOX
GT2

1	2	3:09.996	1:14.186	1:14.818	40.992		3:09.996
2	2	2:12.537	26.695	1:05.713	40.129	186.1	5:22.533
3	2	3:08.491 B	31.853	1:32.549	1:04.089	187.6	8:31.024
4	2	5:07.307	3:19.681	1:07.472	40.154		13:38.331
5	2	2:11.652	26.637	1:05.040	39.975	195.6	15:49.983
6	2	2:17.079	25.926	1:08.841	42.312	193.9	18:07.062
7	2	2:11.799	26.161	1:05.803	39.835	192.5	20:18.861
8	2	2:09.856	25.695	1:04.491	39.670	193.6	22:28.717
9	2	2:56.321 B	29.291	1:22.117	1:04.913	171.1	25:25.038
10	1	3:57.195	2:05.586	1:09.986	41.623		29:22.233
11	1	2:13.210	26.711	1:05.596	40.903	168.7	31:35.443
12	1	2:14.142	26.315	1:06.256	41.571	171.3	33:49.585
13	1	2:11.942	26.009	1:04.250	41.683	177.1	36:01.527
14	1	3:26.709 B	33.156	1:19.300	1:34.253	121.7	39:28.236

322 Alfa Romeo Giulia Sprint GTA 1965
1. François FABRI
2. Alexander FURIANI
GT2

1	1	6:29.191 B	4:09.256	1:10.046	1:09.889		6:29.191
2	1	6:41.564	4:53.505	1:07.069	40.990		13:10.755

369 Shelby Cobra 289 1964
1. Urs BECK
2. Patrick SIMON
GT5

1	1	2:34.469	52.007	1:03.534	38.928		2:34.469
2	1	2:03.685	25.472	59.963	38.250	177.7	4:38.154
3	1	2:43.622 B	27.491	1:11.807	1:04.324	195.3	7:21.776
4	1	6:01.186	4:20.541	1:01.945	38.700		13:22.962
5	1	2:04.268	25.264	1:00.901	38.103	178.8	15:27.230
6	1	2:05.579	25.350	1:01.878	38.351	176.3	17:32.809
7	1	2:04.868	25.019	1:00.440	39.409	183.6	19:37.677
8	1	2:02.646	24.763	59.831	38.052	192.2	21:40.323
9	1	2:22.434 B	26.686	1:02.950	52.798	153.1	24:02.757
10	2	4:14.143	2:32.788	1:02.545	38.810		28:16.900
11	2	2:02.030	24.576	59.240	38.214	196.3	30:18.930
12	2	1:59.802	24.087	58.270	37.445	199.1	32:18.732
13	2	2:10.153	25.310	1:07.336	37.507	190.2	34:28.885
14	2	2:31.574 B	23.597	58.657	1:09.320	207.4	37:00.459

777 Porsche 911 2.0L 1965
1. Guy ZISER
2. Oli WEBB
GT2

1	1	13:25.428	...	1:05.889	40.731		13:25.428
2	1	2:11.973	25.956	1:04.789	41.228	207.0	15:37.401
3	1	2:08.666	25.610	1:02.688	40.368	205.0	17:46.067
4	1	2:22.885 B	25.586	1:03.896	53.403	200.2	20:08.952
5	1	5:55.632	4:03.757	1:09.114	42.761		26:04.584
6	1	2:17.485	26.785	1:08.036	42.664	189.6	28:22.069
7	1	2:13.830	26.034	1:05.631	42.165	204.3	30:35.899
8	1	2:14.574	27.107	1:05.908	41.559	178.3	32:50.473
9	1	2:14.709	26.894	1:05.729	42.086	197.4	35:05.182
10	1	2:43.143 B	26.410	1:12.236	1:04.497	203.5	37:48.325

