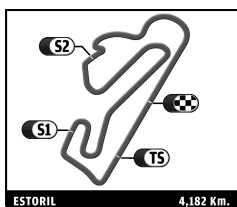


HERITAGE TOURING CUP
ESTORIL CLASSICS
QUALIFYING

Sector Analysis

■ Personal Best ■ Session Best B Crossing the finish line in pit lane

Lap	D	Time	Sector 1	Sector 2	Sector 3	T. Spd	Elapsed	Lap	D	Time	Sector 1	Sector 2	Sector 3	T. Spd	Elapsed		
3		Ford Capri RS 3100 1975															
		1.Zak BROWN TC2															
		2.Richard DEAN TC2															
1	2	10:05.158	7:57.982	1:09.872	57.304		10:05.158	1	1	2:47.466	53.478	1:11.141	42.847		2:47.466		
2	2	2:18.055	42.611	59.239	36.205	97.1	12:23.213	2	1	2:38.463	28.148	1:29.443	40.872	157.0	5:25.929		
3	2	1:54.562	23.018	55.932	35.612	222.4	14:17.775	3	1	2:17.289 B	26.634	1:02.840	47.815	197.0	7:43.218		
4	2	1:54.205	22.935	55.935	35.335	226.5	16:11.980	4	1	5:31.069	3:48.887	1:03.607	38.575		13:14.287		
5	2	2:21.799 B	25.464	1:05.541	50.794	186.7	18:33.779	5	1	2:07.048	25.208	1:01.824	40.016	187.6	15:21.335		
6		BMW 635 CSI 1983															
		1.Jean-Lou RIHON Group A															
		2.Nick PADMORE Group A															
1	1	3:03.418	1:06.268	1:12.495	44.655		3:03.418	6	1	2:04.553	24.991	1:00.826	38.736	191.5	17:25.888		
2	1	2:03.569	25.757	1:00.227	37.585	179.7	5:06.987	7	1	2:02.557	25.367	59.539	37.651	174.0	19:28.445		
3	1	2:01.342	23.788	59.838	37.716	210.1	7:08.329	8	1	2:02.244	25.236	59.012	37.996	190.2	21:30.689		
4	1	2:14.583	23.814	59.486	51.283	207.4	9:22.912	9	1	2:02.317	24.367	1:00.182	37.768	210.5	23:33.006		
5	1	2:39.834	46.614	1:15.777	37.443	79.6	12:02.746	10	1	2:02.280	24.104	59.620	38.556	206.6	25:35.286		
6	1	2:00.098	24.097	58.861	37.140	198.1	14:02.844	11	1	2:18.338 B	25.767	1:02.898	49.673	176.0	27:53.624		
7	1	2:00.561	24.049	59.444	37.068	209.3	16:03.405										
8	1	2:01.470	24.681	59.225	37.564	186.1	18:04.875										
9	1	2:16.143 B	24.605	1:02.189	49.349	196.0	20:21.018										
10	2	4:22.312	2:48.944	57.779	35.589		24:43.330										
11	2	2:05.147	23.188	1:02.888	39.071	217.6	26:48.477										
12	2	2:11.201 B	23.374	56.922	50.905	207.7	28:59.678										
9		Ford Capri RS 2600 1973															
		1.Thomas STUDER TC2															
1	1	3:00.196	59.274	1:15.138	45.784		3:00.196										
2	1	2:11.740	30.947	1:02.373	38.420	150.8	5:11.936										
3	1	2:01.235	24.950	58.702	37.583	198.8	7:13.171										
4	1	2:16.550 B	24.152	58.346	54.052	199.1	9:29.721										
5	1	3:14.311	1:33.645	1:02.451	38.215		12:44.032										
6	1	1:59.877	24.139	58.604	37.134	202.0	14:43.909										
7	1	1:59.785	23.934	58.736	37.115	204.3	16:43.694										
8	1	2:01.270	24.040	59.335	37.895	202.8	18:44.964										
9	1	1:59.821	24.288	58.055	37.478	191.5	20:44.785										
10	1	1:59.500	24.050	58.398	37.052	203.2	22:44.285										
11	1	2:17.835 B	24.647	1:02.388	50.800	196.7	25:02.120										
10		Ford Escort RS 1600 1975															
		1.Peter VÖGELE TC2															
1	1	3:00.707	1:00.524	1:14.858	45.325		3:00.707										
2	1	2:10.555	28.133	1:03.209	39.213	180.6	5:11.262										
3	1	2:06.426	26.172	1:01.168	39.086	210.5	7:17.688										
4	1	2:23.454 B	24.968	1:01.697	56.789	212.1	9:41.142										
5	1	3:22.310	1:41.095	1:01.511	39.704		13:03.452										
6	1	2:05.530	25.823	1:00.579	39.128	208.5	15:08.982										
7	1	2:04.521	25.164	1:00.506	38.851	212.1	17:13.503										
8	1	2:04.633	25.182	1:00.611	38.840	206.2	19:18.136										
9	1	2:07.952	25.583	1:03.483	38.886	208.1	21:26.088										
10	1	2:09.847	25.317	1:05.249	39.281	196.0	23:35.935										
11	1	2:05.190	25.220	1:00.562	39.408	199.1	25:41.125										
12	1	2:14.911 B	24.948	1:00.779	49.184	208.9	27:56.036										
13	1	3:36.286	1:54.428	1:02.272	39.586		31:32.322										
14	1	2:05.015	24.943	1:00.614	39.458	209.7	33:37.337										
15	1	2:03.982	25.006	1:00.155	38.821	207.0	35:41.319										
16	1	2:12.506 B	24.933	1:00.658	46.915	204.7	37:53.825										
11		BMW 3.0 CSL 1972															
		1.Charles FIRMENICH TC2															
1	1	2:47.466	53.478	1:11.141	42.847		2:47.466										
2	1	2:38.463	28.148	1:29.443	40.872	157.0	5:25.929										
3	1	2:17.289 B	26.634	1:02.840	47.815	197.0	7:43.218										
4	1	5:31.069	3:48.887	1:03.607	38.575		13:14.287										
5	1	2:07.048	25.208	1:01.824	40.016	187.6	15:21.335										
6	1	2:04.553	24.991	1:00.826	38.736	191.5	17:25.888										
7	1	2:02.557	25.367	59.539	37.651	174.0	19:28.445										
8	1	2:02.244	25.236	59.012	37.996	190.2	21:30.689										
9	1	2:02.317	24.367	1:00.182	37.768	210.5	23:33.006										
10	1	2:02.280	24.104	59.620	38.556	206.6	25:35.286										
11	1	2:18.338 B	25.767	1:02.898	49.673	176.0	27:53.624										
15		BMW 635 CSI 1985															
		1.G�rard LASCAUX Group A															
1	1	4:27.341	2:27.178	1:11.426	48.737		4:27.341										
2	1	2:12.654	28.954	1:03.753	39.947	151.0	6:39.995										
3	1	2:09.794	27.551	1:02.959	39.284	169.2	8:49.789										
4	1	2:30.745	27.096	1:17.293	46.356	176.0	11:20.534										
5	1	2:12.441	26.522	1:03.554	42.365	186.7	13:32.975										
6	1	2:06.237	25.724	1:02.073	38.440	191.5	15:39.212										
7	1	2:05.866	25.683	1:01.573	38.610	187.0	17:45.078										
8	1	2:54.041 B	29.192	1:19.772	1:05.077	176.5	20:39.119										
9	1	6:13.618	4:27.397	1:07.206	39.015		26:52.737										
10	1	2:05.654	25.567	1:01.044	39.043	196.0	28:58.391										
11	1	2:06.986	25.223	1:02.364	39.399	192.9	31:05.377										
12	1	2:04.438	25.461	1:00.767	38.210	187.3	33:09.815										
13	1	2:38.733 B	27.336	1:11.291	1:00.106	176.5	35:48.548										
14	1	3:44.559	2:01.572	1:03.233	39.754		39:33.107										
15	1	2:05.220	25.718	1:01.278	38.224	182.1	41:38.327										
20		Alfa Romeo Giulio 1750 GTAm 1971															
		1.Christian OLDENDORFF TC2															
1	1	3:54.473	2:01.605	1:10.521	42.347		3:54.473										
2	1	2:14.909	28.083	1:06.063	40.763	175.7	6:09.382										
3	1	2:11.893	26.419	1:05.934	39.540	179.1	8:21.275										
4	1	2:54.928 B	29.000	1:19.481	1:06.447	188.0	11:16.203										
5	1	3:54.902	2:14.284	1:02.565	38.053		15:11.105										
6	1	2:02.380	24.367	1:00.359	37.654	205.4	17:13.485										
7	1	2:04.645	26.014	1:00.593	38.038	205.0	19:18.130										
8	1	2:16.917 B	25.253	1:01.250	50.414	203.9	21:35.047										
22		BMW 3.0 CSL 1975															
		1.Olivier BREITMAYER TC2															
1	1	2:47.191	56.496	1:08.827	41.868		2:47.191										
2	1	1:58.291	24.376	57.684	36.231	204.3	4:45.482										
3	1	1:53.395	23.129	55.053	35.213	206.2	6:38.877										
4	1	1:51.481	21.988	54.475	35.018	242.9	8:30.358										
5	1	2:51.110 B	22.203	1:28.463	1:00.444	231.2	11:21.468										
6	1	4:39.712	3:06.945	56.557	36.210		16:01.180										
7	1	1:52.489	22.659	54.607	35.223	223.7	17:53.669										
8	1	1:50.029	21.905	53.893	34.231	221.9	19:43.698										
9	1	1:49.263	21.733	53.405	34.125	231.2	21:32.961										
10	1	2:03.257 B	22.580	55.759	44.918	236.7	23:36.218										
11	1	3:43.283	2:06.115	1:00.495	36.673		27:19.501										



HERITAGE TOURING CUP
ESTORIL CLASSICS
QUALIFYING

Sector Analysis

Personal Best Session Best B Crossing the finish line in pit lane

Lap	D	Time	Sector 1	Sector 2	Sector 3	T. Spd	Elapsed	Lap	D	Time	Sector 1	Sector 2	Sector 3	T. Spd	Elapsed
12	1	1:53.301	22.337	55.408	35.556	229.3	29:12.802	14	1	2:08.945	26.252	1:02.994	39.699	187.6	33:56.938
13	1	1:51.660	21.912	54.523	35.225	231.2	31:04.462	15	1	2:07.911	25.757	1:02.925	39.229	188.3	36:04.849
14	1	1:51.865	21.705	54.979	35.181	242.9	32:56.327	16	1	2:07.611	25.728	1:02.629	39.254	192.9	38:12.460
15	1	1:51.140	21.972	54.424	34.744	243.4	34:47.467	17	1	2:06.859	25.515	1:02.185	39.159	193.2	40:19.319
16	1	1:54.399	22.827	55.892	35.680	218.9	36:41.866								
17	1	1:52.324	22.106	55.043	35.175	237.2	38:34.190								
18	1	1:51.830	22.093	54.465	35.272	230.7	40:26.020								

30		BMW 3.0 CSL 1975		TC2				
		1.Dominique REINHARDT						
		2.Daniel REINHARDT						
1	2	3:11.753	55.641	1:22.519	53.593	3:11.753		
2	2	2:25.624	32.851	1:09.680	43.093	124.0	5:37.377	
3	2	2:14.389	27.832	1:04.273	42.284	154.8	7:51.766	
4	2	3:03.941	B	27.235	1:19.208	1:17.498	160.9	10:55.707
5	2	4:24.453	2:40.615	1:04.262	39.576		15:20.160	
6	2	2:04.417	25.740	1:00.751	37.926	191.2	17:24.577	
7	2	3:19.219	B	33.621		143.7	20:43.796	
8	1	7:54.938	6:15.065	1:01.237	38.636		28:38.734	
9	1	1:59.524	24.644	58.038	36.842	184.8	30:38.258	
10	1	1:57.546	24.188	57.172	36.186	185.4	32:35.804	
11	1	1:58.570	24.664	57.288	36.618	186.4	34:34.374	
12	1	1:56.819	24.022	56.926	35.871	184.5	36:31.193	
13	1	1:56.453	23.948	56.711	35.794	193.6	38:27.646	
14	1	1:56.474	23.789	56.880	35.805	190.6	40:24.120	

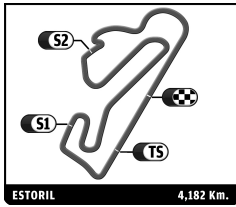
35		BMW 635 CSI 1985		Group A				
		1.Christian TRABER						
1	1	3:10.242	1:10.723	1:14.298	45.221	3:10.242		
2	1	2:12.953	28.087	1:04.669	40.197	153.7	5:23.195	
3	1	2:02.783	24.355	1:00.213	38.215	218.4	7:25.978	
4	1	2:17.939	23.698	58.848	55.393	217.1	9:43.917	
5	1	2:28.135	43.043	1:06.868	38.224	82.4	12:12.052	
6	1	1:59.320	23.613	58.479	37.228	218.9	14:11.372	
7	1	1:59.051	23.722	57.670	37.659	204.3	16:10.423	
8	1	2:20.258	B	28.111	1:03.832	48.315	17:30.681	
9	1	9:27.213	7:45.941	1:02.911	38.361		27:57.894	
10	1	2:00.939	24.072	58.617	38.250	209.7	29:58.833	
11	1	1:59.225	23.985	58.125	37.115	208.5	31:58.058	
12	1	1:58.969	23.609	58.070	37.290	211.7	33:57.027	
13	1	1:58.371	23.526	57.935	36.910	212.1	35:55.398	
14	1	2:22.277	B	27.596	1:06.093	48.588	169.5	38:17.675

44		BMW 2002 TI 1970		TC2				
		1.Katrin BEHRENS						
1	1	3:14.286	1:17.924	1:14.313	42.049	3:14.286		
2	1	2:24.144	30.940	1:10.382	42.822	135.4	5:38.430	
3	1	2:17.192	30.691	1:06.435	40.066	153.3	7:55.622	
4	1	3:02.871	B	26.093	1:17.589	1:19.189	194.6	10:58.493
5	1	3:26.106	1:39.915	1:05.811	40.380		14:24.599	
6	1	2:10.992	26.463	1:04.257	40.272	194.6	16:35.591	
7	1	2:14.220	27.883	1:05.300	41.037	161.8	18:49.811	
8	1	2:11.390	27.724	1:03.768	39.898	166.9	21:01.201	
9	1	2:11.219	27.635	1:03.632	39.952	194.6	23:12.420	
10	1	2:10.137	26.983	1:03.090	40.064	187.6	25:22.557	
11	1	2:08.560	26.131	1:02.569	39.860	191.2	27:31.117	
12	1	2:08.757	26.340	1:02.837	39.580	188.0	29:39.874	
13	1	2:08.119	25.878	1:02.303	39.938	186.7	31:47.993	

47		Ford Escort RS 1600 1972		TC2				
		1.Guy Fabrice MESTROT						
		2.Eric SECHAUD						
1	1	3:03.676	1:13.699	1:08.635	41.342	3:03.676		
2	1	2:04.228	26.101	1:00.245	37.882	170.8	5:07.904	
3	1	1:59.755	23.983	58.312	37.460	206.6	7:07.659	
4	1	2:01.018	23.266	58.512	39.240	215.0	9:08.677	
5	1	2:20.857	29.783	1:13.071	38.003	147.8	11:29.534	
6	1	1:58.973	23.748	57.623	37.602	209.7	13:28.507	
7	1	2:02.035	25.083	58.916	38.036	201.7	15:30.542	
8	1	2:18.752	B	24.779	1:00.421	53.552	201.3	17:49.294
9	2	7:36.166	5:50.622	1:07.696	37.848		25:25.460	
10	2	1:54.765	23.108	56.324	35.333	223.3	27:20.225	
11	2	1:53.749	22.499	55.859	35.391	222.4	29:13.974	
12	2	1:53.423	22.629	55.224	35.570	223.7	31:07.397	
13	2	2:13.722	B	24.085	1:02.177	47.460	206.6	33:21.119

49		BMW 3.0 CSL 1975		TC2				
		1.Dominique GUENAT						
1	1	3:33.323	1:36.408	1:15.966	40.949	3:33.323		
2	1	2:07.119	25.929	1:02.234	38.956	173.0	5:40.442	
3	1	2:11.084	28.034	1:02.421	40.629	175.7	7:51.526	
4	1	2:28.948	B	23.870	1:05.440	59.638	191.2	10:20.474
5	1	4:32.520	2:55.453	1:00.668	36.399		14:52.994	
6	1	1:56.024	23.314	56.815	35.895	209.7	16:49.018	
7	1	1:55.154	22.834	56.215	36.105	198.8	18:44.172	
8	1	1:53.522	22.907	54.956	35.659	196.7	20:37.694	
9	1	1:53.191	23.329	54.944	34.918	204.7	22:30.885	
10	1	2:08.044	B	23.412	57.573	47.059	200.6	24:38.929
11	1	4:22.959	2:45.372	1:00.880	36.707		29:01.888	
12	1	1:56.995	23.127	57.814	36.054	197.4	30:58.883	
13	1	1:53.248	22.684	55.107	35.457	209.3	32:52.131	
14	1	1:53.715	22.405	56.426	34.884	210.5	34:45.846	
15	1	1:52.210	22.459	54.620	35.131	213.8	36:38.056	
16	1	1:53.912	22.402	56.327	35.183	206.2	38:31.968	
17	1	1:53.278	22.741	55.507	35.030	199.5	40:25.246	

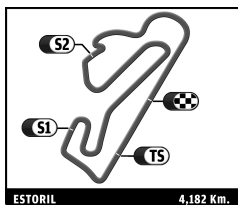
50		Ford Capri RS 3100 1975		TC2				
		1.Maxime GUENAT						
1	1	2:54.382	1:10.737	1:05.653	37.992	2:54.382		
2	1	1:57.610	23.023	59.437	35.150	228.8	4:51.992	
3	1	1:49.701	22.048	53.601	34.052	226.5	6:41.693	
4	1	2:17.947	B	21.885	1:00.931	55.131	215.9	8:59.640
5	1	6:14.774	4:44.724	55.605	34.445		15:14.414	
6	1	1:49.668	21.802	53.853	34.013	225.1	17:04.082	
7	1	1:49.564	21.901	53.545	34.118	220.2	18:53.646	
8	1	1:53.110	23.163	54.844	35.103	209.7	20:46.756	
9	1	1:54.380	23.340	55.497	35.543	219.7	22:41.136	
10	1	1:49.306	21.899	53.433	33.974	228.3	24:30.442	
11	1	2:12.142	B	24.289	58.401	49.452	188.0	26:42.584
12	1	4:50.671	3:17.410	58.055	35.206		31:33.255	
13	1	1:49.266	21.528	53.863	33.875	234.6	33:22.521	
14	1	1:49.865	21.869	53.208	34.788	222.8	35:12.386	



HERITAGE TOURING CUP
ESTORIL CLASSICS
QUALIFYING

Sector Analysis

Lap	D	Time	Sector 1	Sector 2	Sector 3	T. Spd	Elapsed	Lap	D	Time	Sector 1	Sector 2	Sector 3	T. Spd	Elapsed
15	1	1:57.955	23.968	58.666	35.321	184.2	37:10.341	13	1	1:57.653	24.079	57.457	36.117	210.5	40:02.744
16	1	1:49.281	21.744	53.670	33.867	226.5	38:59.622	<div style="border: 1px solid black; padding: 5px;"> 65 Ford Mustang 289 1965 1. Max HUBER TC1 </div>							
17	1	2:25.002 B	24.873	1:06.169	53.960	199.1	41:24.624	1	1	3:16.160	1:12.380	1:20.424	43.356		3:16.160
<div style="border: 1px solid black; padding: 5px;"> 52 Ford Capri RS 3100 Cologne 1973 1. Yves SCEMAMA TC2 </div>								2	1	2:18.681	31.675	1:06.785	40.221	117.2	5:34.841
1	1	2:52.946	1:09.116	1:06.462	37.368		2:52.946	3	1	2:06.281	25.027	1:02.602	38.652	175.4	7:41.122
2	1	1:56.326	23.887	57.611	34.828	188.6	4:49.272	4	1	2:37.844 B	24.599	1:07.781	1:05.464	179.7	10:18.966
3	1	1:51.631	22.601	54.745	34.285	215.0	6:40.903	5	1	3:20.826	1:37.644	1:04.637	38.545		13:39.792
4	1	1:51.096	22.008	54.464	34.624	226.0	8:31.999	6	1	2:03.008	24.722	1:00.098	38.188	182.7	15:42.800
5	1	2:51.574 B	27.293	1:24.679	59.602	177.4	11:23.573	7	1	2:13.145	24.328	1:07.744	41.073	188.0	17:55.945
6	1	4:45.538	3:14.111	55.799	35.628		16:09.111	8	1	2:14.167	24.532	1:10.499	39.136	186.7	20:10.112
7	1	1:51.370	22.427	54.663	34.280	223.3	18:00.481	9	1	2:17.641 B	24.659	1:01.531	51.451	182.4	22:27.753
8	1	1:52.071	22.211	55.565	34.295	224.6	19:52.552	<div style="border: 1px solid black; padding: 5px;"> 66 Ford Mustang 289 1965 1. Guillaume HUBER TC1 </div>							
9	1	1:50.594	22.089	54.192	34.313	223.3	21:43.146	1	1	3:13.076	1:01.351	1:19.882	51.843		3:13.076
10	1	2:01.229 B	22.256	54.224	44.749	215.4	23:44.375	2	1	2:25.554	35.855	1:08.635	41.064	111.4	5:38.630
11	1	5:26.687	3:56.907	55.239	34.541		29:11.062	3	1	2:22.923	28.995	1:14.064	39.864	155.0	8:01.553
12	1	1:51.017	22.113	54.275	34.629	234.6	31:02.079	4	1	2:58.194	27.250	1:37.202	53.742	161.1	10:59.747
13	1	1:51.211	21.976	54.786	34.449	236.7	32:53.290	5	1	2:18.688	29.028	1:10.727	38.933	151.6	13:18.435
14	1	1:59.894 B	22.448	54.274	43.172	215.9	34:53.184	6	1	2:08.806	27.024	1:02.780	39.002	209.3	15:27.241
15	1	2:55.804	1:26.386	54.774	34.644		37:48.988	7	1	2:07.273	25.431	1:02.473	39.369	195.3	17:34.514
16	1	1:51.041	22.160	54.529	34.352	226.0	39:40.029	8	1	2:20.696 B	25.483	1:03.590	51.623	181.2	19:55.210
17	1	1:50.849	21.765	54.508	34.576	240.8	41:30.878	9	1	3:45.133	1:55.237	1:08.654	41.242		23:40.343
<div style="border: 1px solid black; padding: 5px;"> 60 Ford Capri RS 3100 Cologne 1974 1. Armand MILLE TC2 </div>								10	1	2:09.497	26.088	1:03.944	39.465	179.1	25:49.840
1	1	2:50.226	1:03.974	1:08.726	37.526		2:50.226	11	1	2:07.890	26.175	1:02.358	39.357	193.6	27:57.730
2	1	1:55.150	23.866	56.062	35.222	197.4	4:45.376	12	1	2:07.405	25.997	1:01.334	40.074	186.7	30:05.135
3	1	1:51.125	22.253	54.311	34.561	211.3	6:36.501	13	1	2:18.978 B	25.162	1:03.076	50.740	187.6	32:24.113
4	1	2:01.237 B	21.878	54.842	44.517	222.4	8:37.738	14	1	3:30.939	1:46.465	1:05.260	39.214		35:55.052
5	1	3:50.409	2:20.543	55.255	34.611		12:28.147	15	1	2:08.636	26.584	1:03.349	38.703	178.5	38:03.688
6	1	1:50.682	21.845	54.534	34.303	227.9	14:18.829	16	1	2:07.604	26.413	1:02.324	38.867	180.3	40:11.292
7	1	1:53.233	22.291	56.205	34.737	225.1	16:12.062	<div style="border: 1px solid black; padding: 5px;"> 74 BMW 3.0 CSL 1975 1. Sebastian GLASER TC2 2. Michael KAMMERMANN </div>							
8	1	1:52.302	22.490	54.789	35.023	218.0	18:04.364	1	2	2:22.522	46.486	1:00.671	35.365		2:22.522
9	1	1:51.409	22.126	54.448	34.835	221.9	19:55.773	2	2	1:50.153	22.005	54.065	34.083	215.4	4:12.675
10	1	1:56.021	22.759	58.113	35.149	212.9	21:51.794	3	2	1:48.838	21.700	53.307	33.831	220.6	6:01.513
11	1	1:53.433	22.026	56.573	34.834	226.9	23:45.227	4	2	2:12.148 B	21.797	57.218	53.133	216.7	8:13.661
12	1	2:04.445 B	22.429	56.689	45.327	222.4	25:49.672	5	1	6:49.688	5:19.750	55.886	34.052		15:03.349
13	1	4:57.297	3:25.865	56.472	34.960		30:46.969	6	1	1:49.565	21.627	53.509	34.429	221.5	16:52.914
14	1	1:50.250	22.091	53.872	34.287	228.3	32:37.219	7	1	2:05.072 B	23.028	54.937	47.107	207.4	18:57.986
15	1	1:50.432	22.117	53.934	34.381	218.4	34:27.651	<div style="border: 1px solid black; padding: 5px;"> 77 Chevrolet Camaro Z11 1974 1. Eric BROUTIN TC2 2. Benjamin de FORTIS </div>							
16	1	1:59.920 B	22.033	54.052	43.835	225.6	36:27.571	1	2	4:27.701	2:37.665	1:11.238	38.798		4:27.701
<div style="border: 1px solid black; padding: 5px;"> 64 Ford Escort RS 1600 1975 1. Erik MARIS TC2 </div>								2	2	1:58.532	25.774	57.286	35.472	170.3	6:26.233
1	1	3:49.403	1:59.442	1:10.044	39.917		3:49.403	3	2	1:56.927	23.437	58.034	35.456	200.9	8:23.160
2	1	2:01.364	24.742	58.976	37.646	218.4	5:50.767	4	2	2:51.221	52.328	1:17.855	41.038	207.0	11:14.381
3	1	2:07.217	23.814	1:04.649	38.754	221.0	7:57.984	5	2	1:59.057	24.180	57.969	36.908	181.8	13:13.438
4	1	2:55.054 B	23.981	1:15.342	1:15.731	210.5	10:53.038	6	2	2:11.509 B	23.537	57.115	50.857	190.6	15:24.947
5	1	6:04.374	4:21.697	1:03.284	39.393		16:57.412	7	1	7:26.868	5:47.064	1:02.385	37.419		22:51.815
6	1	1:58.550	23.672	58.185	36.693	220.6	18:55.962	8	1	1:59.323	25.207	58.071	36.045	166.4	24:51.138
7	1	1:58.308	23.198	59.002	36.108	227.9	20:54.270	9	1	1:57.744	23.949	58.311	35.484	178.3	26:48.882
8	1	2:41.183 B	29.126	1:14.865	57.192	183.3	23:35.453	10	1	1:58.156	24.674	57.326	36.156	177.4	28:47.038
9	1	8:20.342	6:39.841	1:03.568	36.933		31:55.795	11	1	2:33.514 B	26.239	1:06.634	1:00.641	172.4	31:20.552
10	1	1:56.616	23.388	57.212	36.016	222.8	33:52.411								
11	1	1:56.738	23.398	57.547	35.793	224.2	35:49.149								
12	1	2:15.942	28.442	1:10.385	37.115	182.1	38:05.091								



HERITAGE TOURING CUP
ESTORIL CLASSICS
QUALIFYING

Sector Analysis

Personal Best Session Best B Crossing the finish line in pit lane

Lap	D	Time	Sector 1	Sector 2	Sector 3	T. Spd	Elapsed	Lap	D	Time	Sector 1	Sector 2	Sector 3	T. Spd	Elapsed	
80	BMW 3.0 CSL 1975							TC2	10	1	5:18.810	3:34.618	1:04.307	39.885	37:08.781	
	1	1	2:26.388	B	26.815	1:02.628	56.945		172.1	39:35.169						
	1. Miguel FERREIRA															
	2. Francisco CARVALHO															
1	2	3:12.587	1:15.375	1:11.556	45.656	3:12.587										
2	2	2:10.828	30.285	1:02.904	37.639	141.9	5:23.415									
3	2	7:03.150	B	24.872		214.2	12:26.565									
83	Ford Capri RS 3100 Cologne 1974							TC2	11	1	1:52.570	22.446	55.669	34.455	215.4	6:15.710
	1	1	3:01.482	1:08.205	1:11.034	42.243	3:01.482									
	2	1	2:00.191	25.821	58.213	36.157	187.3		5:01.673							
	3	1	1:56.630	23.089	57.413	36.128	217.1		6:58.303							
	4	1	1:59.234	23.086	58.908	37.240	221.5		8:57.537							
	5	1	2:30.571	35.227	1:17.464	37.880	113.8		11:28.108							
	6	1	2:06.776	B	23.496	57.414	45.866		221.9	13:34.884						
	7	2	5:14.488	3:29.113	1:04.211	41.164	18:49.372									
	8	2	2:00.027	23.557	1:00.213	36.257	194.2		20:49.399							
	9	2	1:54.934	23.003	56.253	35.678	217.1		22:44.333							
	10	2	1:55.033	22.641	57.015	35.377	219.3		24:39.366							
	11	2	2:20.902	B	23.026	1:02.873	55.003		223.3	27:00.268						
	12	2	4:14.607	2:40.554	58.309	35.744			31:14.875							
	13	2	1:54.662	22.841	56.449	35.372	229.8		33:09.537							
	14	2	1:54.272	23.102	55.529	35.641	213.4		35:03.809							
	15	2	1:54.173	23.063	55.818	35.292	212.5		36:57.982							
16	2	1:53.602	22.897	55.136	35.569	219.7	38:51.584									
17	2	2:30.875	B	27.067	1:08.649	55.159	224.6	41:22.459								
88	Ford Escort RS 1600 1970							TC2	11	1	1:52.571	23.315	54.835	34.421	236.2	22:29.707
	1	1	2:07.851	B	21.896	58.347	47.608		227.9	24:37.558						
	12	2	3:34.313	2:06.539	53.942	33.832			28:11.871							
	13	2	1:47.261	21.366	52.302	33.593	221.9		29:59.132							
	14	2	2:30.131	B	25.497	1:12.275	52.359		226.9	32:29.263						
	1. Guenther SCHINDLER															
	2. Stefan ROITMAYER															
	1	1	2:46.528	52.526	1:09.485	44.517	2:46.528									
	2	1	2:10.935	27.192	1:04.281	39.462	176.5		4:57.463							
	3	1	2:06.579	25.588	1:01.221	39.770	196.0		7:04.042							
	4	1	2:16.934	25.189	1:02.009	49.736	196.7		9:20.976							
	5	1	2:29.339	38.858	1:10.496	39.985	96.1		11:50.315							
	6	1	2:06.344	25.224	1:01.268	39.852	194.6		13:56.659							
	7	1	2:05.602	25.226	1:01.238	39.138	192.5		16:02.261							
	8	1	2:06.658	25.397	1:02.080	39.181	197.7		18:08.919							
	9	1	2:07.732	25.198	1:01.420	41.114	197.4		20:16.651							
10	1	2:05.424	25.349	1:01.188	38.887	196.0	22:22.075									
11	1	2:05.822	25.259	1:01.600	38.963	195.6	24:27.897									
12	1	2:27.740	B	26.779	1:06.332	54.629	195.3	26:55.637								
13	1	3:58.006	2:14.661	1:03.664	39.681		30:53.643									
14	1	2:07.355	25.612	1:01.588	40.155	194.6	33:00.998									
15	1	2:06.208	25.478	1:01.187	39.543	194.6	35:07.206									
16	1	2:36.794	B	27.465	1:10.138	59.191	193.6	37:44.000								
90	Ford Escort RS 1600 1975							TC2	10	1	2:24.579	48.305	59.666	36.608		2:24.579
	1	1	1:58.734	23.504	58.562	36.668	217.6		4:23.313							
	3	1	1:56.754	23.515	57.139	36.100	210.9		6:20.067							
	4	1	1:56.027	22.970	56.811	36.246	222.4		8:16.094							
	5	1	2:57.694	B	23.534	1:28.263	1:05.897		215.4	11:13.788						
	6	2	3:38.714	2:00.915	1:00.657	37.142			14:52.502							
	7	2	2:02.650	24.469	59.784	38.397	191.5		16:55.152							
	8	2	1:58.283	23.731	58.218	36.334	192.2		18:53.435							
	9	2	1:59.604	24.326	58.751	36.527	192.2		20:53.039							
	10	2	1:58.204	23.761	57.964	36.479	194.6		22:51.243							
	11	2	1:57.834	23.517	57.485	36.832	197.0		24:49.077							
	12	2	1:59.243	23.535	58.866	36.842	193.9		26:48.320							
	13	2	1:58.198	23.997	57.405	36.796	203.9		28:46.518							
	14	2	2:24.303	B	25.134	1:04.425	54.744		182.1	31:10.821						
	1. Carlos F. CRUZ															
	95	Ford Falcon Sprint 1964							TC1	1	1	3:16.427	1:18.973	1:14.671	42.783	
2		1	2:21.894	31.111	1:08.586	42.197	136.8	5:38.321								
3		1	2:13.362	27.396	1:04.506	41.460	159.9	7:51.683								
4		1	2:30.115	B	26.089	1:06.425	57.601	175.2		10:21.798						
5		1	4:18.007	2:32.484	1:04.014	41.509		14:39.805								
6		1	2:10.937	25.720	1:04.083	41.134	189.9	16:50.742								
7		1	2:12.650	26.249	1:05.028	41.373	196.7	19:03.392								
8		1	2:11.531	25.795	1:04.384	41.352	190.2	21:14.923								
9		1	2:09.472	25.636	1:03.556	40.280	188.9	23:24.395								
10		1	2:11.454	25.545	1:03.936	41.973	191.9	25:35.849								
11		1	2:11.067	26.631	1:03.453	40.983	168.2	27:46.916								
12		1	2:12.261	26.607	1:03.933	41.721	175.2	29:59.177								
13		1	2:10.539	26.145	1:03.925	40.469	180.9	32:09.716								
14		1	2:10.535	25.941	1:03.421	41.173	187.6	34:20.251								
15		1	2:10.714	25.765	1:03.879	41.070	190.6	36:30.965								
16		1	2:37.951	B	27.890	1:12.875	57.186	169.5		39:08.916						
1. Peter JOOS																
127	Ford Escort RS 1600 1975							TC2	1	1	3:16.943	1:23.972	1:10.781	42.190	3:16.943	
	2	1	2:14.381	29.771	1:04.626	39.984	158.6		5:31.324							
	3	1	2:05.881	25.614	1:01.483	38.784	186.7		7:37.205							
	4	1	2:37.272	B	25.326	1:06.793	1:05.153		186.1	10:14.477						
	5	1	5:18.666	3:33.865	1:05.029	39.772			15:33.143							
	6	1	2:11.838	25.574	1:06.264	40.000	185.7		17:44.981							
	7	1	2:12.399	28.028	1:03.902	40.469	174.3		19:57.380							
	8	1	9:20.233	7:33.176	1:04.484	42.573	186.1		29:17.613							
	9	1	2:32.358	B	28.347	1:08.098	55.913		159.3	31:49.971						
	1. Olivier BIOTTEAU															