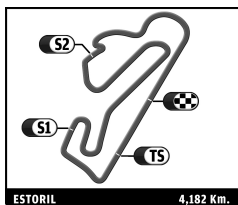


ENDURANCE RACING LEGENDS
ESTORIL CLASSICS
RACE 1

Sector Analysis

Personal Best Session Best B Crossing the finish line in pit lane

Lap	D	Time	Sector 1	Sector 2	Sector 3	T. Spd	Elapsed	Lap	D	Time	Sector 1	Sector 2	Sector 3	T. Spd	Elapsed	
5	Aston Martin DBR9 2006 1. Franz WUNDERLICH GT1B								7	1	1:40.575	19.687	49.342	31.546	268.3	11:55.744
	1	1:51.493	25.021	54.125	32.347		1:51.493	8	1	1:40.550	20.170	49.292	31.088	265.0	13:36.294	
	2	1:44.095	20.541	51.269	32.285	241.3	3:35.588	9	1	1:41.243	20.266	49.139	31.838	267.0	15:17.537	
	3	1:44.207	20.700	50.954	32.553	243.4	5:19.795	10	1	1:48.119 B	20.224	49.900	37.995	258.8	17:05.656	
	4	1:43.881	20.372	51.033	32.476	244.5	7:03.676	11	2	3:39.859	2:19.723	48.661	31.475		20:45.515	
	5	1:44.181	20.595	50.925	32.661	244.0	8:47.857	12	2	1:38.708	19.802	47.786	31.120	266.3	22:24.223	
	6	1:44.172	20.799	50.920	32.453	243.4	10:32.029	13	2	1:40.543	19.855	49.293	31.395	270.9	24:04.766	
	7	1:44.413	20.543	51.242	32.628	245.6	12:16.442	14	2	1:39.441	19.486	49.058	30.897	271.5	25:44.207	
	8	1:44.932	21.823	50.902	32.207	221.0	14:01.374	15	2	1:39.204	19.278	49.045	30.881	272.2	27:23.411	
	9	1:50.979 B	20.799	50.795	39.385	258.8	15:52.353	16	2	1:38.359	19.490	48.200	30.669	265.0	29:01.770	
	10	4:01.125	2:37.965	50.838	32.322		19:53.478	17	2	1:40.486	19.386	48.267	32.833	270.2	30:42.256	
	11	1:43.092	20.485	50.510	32.097	247.8	21:36.570	18	2	1:43.623	20.169	51.144	32.310	256.4	32:25.879	
	12	1:45.898	20.835	52.087	32.976	239.7	23:22.468	19	2	1:42.066	20.467	49.437	32.162	245.6	34:07.945	
	13	1:43.194	20.565	50.328	32.301	251.8	25:05.662	20	2	1:38.536	19.618	47.978	30.940	260.0	35:46.481	
	14	1:44.360	20.815	50.804	32.741	243.4	26:50.022	21	2	1:39.876	19.776	49.114	30.986	268.3	37:26.357	
	15	1:44.572	21.052	50.940	32.580	238.7	28:34.594	22	2	1:42.546	20.590	50.809	31.147	261.3	39:08.903	
	16	1:45.152	20.804	52.319	32.029	250.6	30:19.746	23	2	1:44.860	21.092	51.318	32.450	252.9	40:53.763	
	17	1:47.064	22.701	51.881	32.482	228.8	32:06.810									
	18	1:44.788	20.489	51.028	33.271	246.1	33:51.598									
	19	1:45.316	21.331	51.343	32.642	234.2	35:36.914									
	20	1:44.876	20.717	51.610	32.549	244.5	37:21.790									
	21	1:46.881	22.004	52.122	32.755	233.7	39:08.671									
	22	1:45.758	20.841	51.449	33.468	243.4	40:54.429									
8	Porsche 993 GT2 Evo 1999 1. Peter FAIRBAIRN GT2A															
	1	2:17.787	35.466	1:02.630	39.691		2:17.787									
	2	1:59.552	24.243	57.927	37.382	222.8	4:17.339									
	3	1:58.324	23.496	58.120	36.708	229.3	6:15.663									
	4	1:59.203	23.512	58.900	36.791	235.1	8:14.866									
	5	2:00.410	24.216	59.074	37.120	205.0	10:15.276									
	6	1:57.856	23.747	57.734	36.375	227.4	12:13.132									
	7	1:58.627	23.214	58.846	36.567	234.2	14:11.759									
	8	1:58.133	23.267	58.621	36.245	233.7	16:09.892									
	9	1:57.605	23.440	57.788	36.377	232.7	18:07.497									
	10	2:07.975 B	23.927	58.100	45.948	228.3	20:15.472									
	11	3:21.999	1:47.409	58.185	36.405		23:37.471									
	12	1:57.319	23.596	57.422	36.301	233.7	25:34.790									
	13	1:57.432	23.118	57.956	36.358	222.4	27:32.222									
	14	1:57.029	22.835	57.734	36.460	236.2	29:29.251									
	15	1:58.671	23.387	59.409	35.875	230.2	31:27.922									
	16	1:55.277	22.669	56.830	35.778	233.7	33:23.199									
	17	1:56.781	24.043	56.877	35.861	209.7	35:19.980									
	18	1:58.329	23.256	57.608	37.465	211.7	37:18.309									
	19	1:57.345	22.781	58.874	35.690	220.6	39:15.654									
	20	1:55.689	22.487	56.848	36.354	231.7	41:11.343									
14	Maserati MC12 GT1 2006 1. Evgeny KIREEV 2. Ramzan ORUSBAEV GT1B															
	1	1:45.234	23.723	50.041	31.470		1:45.234									
	2	1:42.345	20.241	50.442	31.662	247.2	3:27.579									
	3	1:41.789	20.205	49.711	31.873	260.0	5:09.368									
	4	1:41.180	20.153	49.567	31.460	261.9	6:50.548									
	5	1:40.551	19.831	49.406	31.314	268.3	8:31.099									
	6	1:44.070	19.675	51.636	32.759	270.2	10:15.169									
25	MG EX264 2005 1. Mike NEWTON LMP2B															
	1	2:31.630	24.185	1:36.622	30.823		2:31.630									
	2	1:45.750	19.277	53.161	33.312	274.2	4:17.380									
	3	1:41.627	19.652	50.381	31.594	270.2	5:59.007									
	4	1:44.774	21.925	51.631	31.218	266.3	7:43.781									
	5	1:43.886	22.263	50.832	30.791	248.9	9:27.667									
	6	1:40.391	19.674	50.000	30.717	276.3	11:08.058									
	7	1:45.364	20.993	52.200	32.171	267.6	12:53.422									
	8	1:40.791	19.724	50.192	30.875	272.2	14:34.213									
	9	1:41.523	19.552	49.974	31.997	274.2	16:15.736									
	10	1:42.873	19.600	51.868	31.405	272.2	17:58.609									
	11	1:38.617	19.131	48.758	30.728	271.5	19:37.226									



ENDURANCE RACING LEGENDS
ESTORIL CLASSICS
RACE 1

Sector Analysis

Personal Best Session Best B Crossing the finish line in pit lane

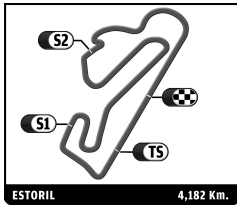
Lap	D	Time	Sector 1	Sector 2	Sector 3	T. Spd	Elapsed	Lap	D	Time	Sector 1	Sector 2	Sector 3	T. Spd	Elapsed
12	1	1:38.700	19.188	48.485	31.027	272.9	21:15.926	18	1	1:51.369	22.044	54.218	35.107	227.9	34:55.075
13	1	1:46.055	B 19.543	50.139	36.373	273.6	23:01.981	19	1	1:51.567	22.181	54.881	34.505	233.7	36:46.642
14	1	3:10.118	1:46.708	52.106	31.304		26:12.099	20	1	1:53.089	21.710	55.302	36.077	246.1	38:39.731
15	1	1:40.706	19.523	50.303	30.880	270.9	27:52.805	21	1	1:52.213	22.700	54.904	34.609	234.2	40:31.944
16	1	1:41.517	19.269	49.743	32.505	272.9	29:34.322	22	1	1:49.538	21.484	53.985	34.069	246.1	42:21.482
17	1	1:42.787	19.757	52.161	30.869	274.9	31:17.109								
18	1	1:45.693	21.044	51.658	32.991	272.9	33:02.802								
19	1	1:40.091	19.189	49.105	31.797	270.9	34:42.893								
20	1	1:42.409	19.816	51.361	31.232	274.9	36:25.302								
21	1	1:41.726	19.322	50.325	32.079	271.5	38:07.028								
22	1	1:40.803	19.393	49.416	31.994	269.6	39:47.831								
23	1	1:41.075	19.560	49.426	32.089	270.9	41:28.906								

Lap	D	Time	Sector 1	Sector 2	Sector 3	T. Spd	Elapsed
1	1	2:00.154	29.397	56.833	33.924		2:00.154
2	1	1:50.654	23.284	53.780	33.590	227.4	3:50.808
3	1	1:48.364	21.967	52.909	33.488	218.9	5:39.172
4	1	1:49.596	21.890	53.412	34.294	237.7	7:28.768
5	1	1:50.237	22.628	53.412	34.197	227.9	9:19.005
6	1	1:48.406	21.872	52.552	33.982	231.2	11:07.411
7	1	1:49.448	22.583	53.207	33.658	241.3	12:56.859
8	1	1:46.822	21.273	52.128	33.421	252.3	14:43.681
9	1	1:47.044	21.283	51.992	33.769	226.5	16:30.725
10	1	1:47.136	22.070	52.007	33.059	234.2	18:17.861
11	1	1:58.740	B 22.891	53.533	42.316	217.6	20:16.601
12	1	3:09.627	1:42.134	53.507	33.986		23:26.228
13	1	1:46.586	21.280	52.063	33.243	248.4	25:12.814
14	1	1:46.319	20.864	52.059	33.396	247.2	26:59.133
15	1	1:48.213	21.146	53.065	34.002	240.8	28:47.346
16	1	1:49.579	21.273	54.353	33.953	241.8	30:36.925
17	1	1:48.131	21.494	52.803	33.834	242.9	32:25.056
18	1	1:47.385	21.068	52.882	33.435	246.1	34:12.441
19	1	1:52.259	21.461	55.136	35.662	241.3	36:04.700
20	1	1:47.228	21.538	52.249	33.441	236.7	37:51.928
21	1	1:47.095	21.212	52.020	33.863	238.2	39:39.023
22	1	1:47.039	21.052	52.911	33.076	245.6	41:26.062

Lap	D	Time	Sector 1	Sector 2	Sector 3	T. Spd	Elapsed
1	1	1:57.379	28.929	54.792	33.658		1:57.379
2	1	1:49.713	21.463	53.908	34.342	250.6	3:47.092
3	1	1:50.981	21.719	53.986	35.276	244.0	5:38.073
4	1	1:50.237	21.759	53.839	34.639	241.8	7:28.310
5	1	1:50.375	21.816	54.257	34.302	242.9	9:18.685
6	1	1:48.407	21.604	52.685	34.118	250.0	11:07.092
7	1	1:52.541	21.571	56.138	34.832	248.4	12:59.633
8	1	1:53.400	22.250	55.137	36.013	250.0	14:53.033
9	1	1:59.236	B 21.661	54.220	43.355	235.1	16:52.269
10	1	3:17.919	1:48.153	55.623	34.143		20:10.188
11	1	1:49.881	21.525	54.038	34.318	251.8	22:00.069
12	1	1:49.300	21.529	53.306	34.465	244.0	23:49.369
13	1	1:49.766	21.304	54.187	34.275	255.2	25:39.135
14	1	1:49.634	21.227	54.232	34.175	251.2	27:28.769
15	1	1:49.043	21.285	53.396	34.362	250.6	29:17.812
16	1	1:52.432	21.917	55.553	34.962	240.3	31:10.244
17	1	1:53.462	21.998	55.922	35.542	235.1	33:03.706

Lap	D	Time	Sector 1	Sector 2	Sector 3	T. Spd	Elapsed
1	1	2:09.230	30.437	1:03.191	35.602		2:09.230
2	1	1:52.463	22.368	54.849	35.246	218.4	4:01.693
3	1	1:52.126	22.575	55.058	34.493	221.0	5:53.819
4	1	1:50.657	21.923	54.160	34.574	215.0	7:44.476
5	1	1:52.353	22.531	55.266	34.556	216.3	9:36.829
6	1	1:50.996	21.921	54.461	34.614	223.7	11:27.825
7	1	1:51.271	22.291	54.310	34.670	231.7	13:19.096
8	1	1:50.536	21.894	54.066	34.576	224.2	15:09.632
9	1	1:50.620	21.835	54.050	34.735	228.8	17:00.252
10	1	1:57.978	B 21.866	54.042	42.070	220.2	18:58.230
11	1	3:13.020	1:44.910	53.922	34.188		22:11.250
12	1	1:50.439	21.856	54.107	34.476	235.1	24:01.689
13	1	1:49.993	21.667	54.035	34.291	233.7	25:51.682
14	1	1:49.274	21.478	53.677	34.119	235.7	27:40.956
15	1	1:50.416	21.691	54.355	34.370	242.4	29:31.372
16	1	1:51.047	21.992	55.077	33.978	225.6	31:22.419
17	1	1:51.015	21.655	54.821	34.539	239.2	33:13.434
18	1	1:49.112	21.581	53.626	33.905	232.2	35:02.546
19	1	1:48.739	21.740	53.198	33.801	228.8	36:51.285
20	1	1:50.885	22.771	53.905	34.209	230.7	38:42.170
21	1	1:50.210	21.659	53.903	34.648	226.9	40:32.380
22	1	1:49.569	21.503	53.973	34.093	238.2	42:21.949

Lap	D	Time	Sector 1	Sector 2	Sector 3	T. Spd	Elapsed
1	1	2:06.393	27.263	1:04.686	34.444		2:06.393
2	1	1:49.437	22.714	53.321	33.402	224.2	3:55.830
3	1	1:46.433	21.191	52.512	32.730	247.2	5:42.263
4	1	1:46.644	20.877	51.925	33.842	259.4	7:28.907
5	1	1:47.679	22.027	52.493	33.159	232.7	9:16.586
6	1	1:47.299	21.885	52.304	33.110	236.7	11:03.885
7	1	1:46.882	21.953	52.199	32.730	260.7	12:50.767
8	1	1:46.651	20.876	52.840	32.935	257.0	14:37.418
9	1	1:47.063	20.835	52.966	33.262	257.6	16:24.481
10	1	1:45.193	20.708	51.901	32.584	257.0	18:09.674
11	1	1:56.408	B 22.270	52.475	41.663	233.2	20:06.082
12	1	3:08.250	1:43.053	52.312	32.885		23:14.332
13	1	1:46.135	20.993	52.156	32.986	258.8	25:00.467
14	1	1:47.276	21.215	52.704	33.357	247.8	26:47.743
15	1	1:45.972	20.882	52.256	32.834	245.6	28:33.715
16	1	1:45.713	20.615	52.683	32.415	260.7	30:19.428
17	1	1:46.069	21.514	51.895	32.660	235.7	32:05.497
18	1	1:45.642	20.777	51.461	33.404	255.2	33:51.139
19	1	1:45.082	20.884	51.644	32.554	254.7	35:36.221
20	1	1:45.209	20.525	51.978	32.706	248.4	37:21.430
21	1	1:46.183	21.399	51.975	32.809	240.8	39:07.613
22	1	1:46.310	20.984	51.913	33.413	238.7	40:53.923

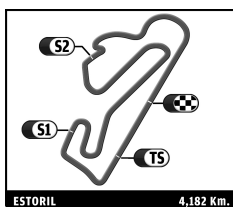


ENDURANCE RACING LEGENDS
ESTORIL CLASSICS
RACE 1

Sector Analysis

Personal Best Session Best B Crossing the finish line in pit lane

Lap	D	Time	Sector 1	Sector 2	Sector 3	T. Spd	Elapsed	Lap	D	Time	Sector 1	Sector 2	Sector 3	T. Spd	Elapsed
50 Porsche 996 Biturbo 2006 1. Michael FÖVENY 2. Stefan ROITMAYER GT1B								4	1	1:46.279	21.713	51.810	32.756	247.2	7:12.942
1	2	2:02.334	29.825	58.135	34.374		2:02.334	5	1	1:46.035	21.106	52.420	32.509	253.5	8:58.977
2	2	1:46.762	21.462	52.274	33.026	242.4	3:49.096	6	1	1:44.948	21.041	51.332	32.575	254.7	10:43.925
3	2	1:43.926	20.647	50.427	32.852	242.9	5:33.022	7	1	1:44.599	20.564	51.021	33.014	254.1	12:28.524
4	2	1:44.565	20.766	51.204	32.595	257.6	7:17.587	8	1	1:46.336	22.190	51.378	32.768	241.8	14:14.860
5	2	1:44.388	20.501	50.896	32.991	260.0	9:01.975	9	1	1:54.176 B	21.133	51.255	41.788	247.2	16:09.036
6	2	1:44.297	20.457	50.957	32.883	257.6	10:46.272	10	1	3:16.140	1:50.915	52.460	32.765		19:25.176
7	2	1:44.134	20.868	50.773	32.493	249.5	12:30.406	11	1	1:46.791	21.367	50.549	34.875	244.0	21:11.967
8	2	1:45.811	21.373	51.281	33.157	248.9	14:16.217	12	1	1:45.547	21.441	51.349	32.757	244.0	22:57.514
9	2	1:44.668	20.949	50.932	32.787	260.0	16:00.885	13	1	1:44.747	20.696	51.614	32.437	258.2	24:42.261
10	2	1:44.138	20.844	50.563	32.731	257.6	17:45.023	14	1	1:44.512	20.645	51.149	32.718	248.4	26:26.773
11	2	1:44.137	20.632	50.800	32.705	256.4	19:29.160	15	1	1:45.924	21.394	51.709	32.821	239.2	28:12.697
12	2	1:52.150 B	20.408	50.746	40.996	261.9	21:21.310	16	1	1:43.973	20.696	50.719	32.558	255.8	29:56.670
13	1	3:31.564	1:57.120	58.055	36.389		24:52.874	17	1	1:44.244	21.098	51.381	31.765	256.4	31:40.914
14	1	1:56.346	22.794	56.356	37.196	245.1	26:49.220	18	1	1:44.316	20.437	51.132	32.747	262.5	33:25.230
15	1	1:56.573	23.964	56.560	36.049	225.1	28:45.793	19	1	1:43.736	21.263	50.267	32.206	245.1	35:08.966
16	1	1:57.454	22.401	57.419	37.634	251.8	30:43.247	20	1	1:42.956	20.609	50.349	31.998	249.5	36:51.922
17	1	2:00.388	26.161	58.026	36.201	228.8	32:43.635	21	1	1:45.766	21.230	51.216	33.320	241.3	38:37.688
18	1	1:52.575	22.369	54.289	35.917	245.6	34:36.210	22	1	1:45.806	20.665	51.515	33.626	257.0	40:23.494
19	1	1:56.271	22.511	57.696	36.064	231.2	36:32.481	23	1	1:47.784	20.861	53.293	33.630	252.3	42:11.278
20	1	1:52.689	22.260	54.411	36.018	245.6	38:25.170	63 Chevrolet Corvette C6 ZR1 2010 1. John EMBERSON 2. Nigel GREENSALL GT2C							
21	1	1:54.557	22.429	55.858	36.270	242.9	40:19.727	1	1	2:05.826	29.363	1:01.471	34.992		2:05.826
22	1	1:55.258	22.419	56.575	36.264	246.1	42:14.985	2	1	1:54.111	24.529	54.926	34.656	217.1	3:59.937
53 Aston Martin DBR9 2006 1. Richard MEINS GT1B								3	1	1:51.149	22.172	54.642	34.335	216.7	5:51.086
1	1	1:50.978	25.529	53.105	32.344		1:50.978	4	1	1:51.419	22.271	54.518	34.630	217.1	7:42.505
2	1	1:44.098	20.391	51.243	32.464	263.8	3:35.076	5	1	1:51.559	22.299	54.814	34.446	231.2	9:34.064
3	1	1:44.257	20.380	51.035	32.842	263.8	5:19.333	6	1	1:49.611	22.290	53.502	33.819	218.0	11:23.675
4	1	1:43.940	20.209	51.054	32.677	263.8	7:03.273	7	1	1:48.654	21.803	53.489	33.362	219.3	13:12.329
5	1	1:43.961	20.206	51.190	32.565	266.3	8:47.234	8	1	1:48.692	21.586	52.991	34.115	232.7	15:01.021
6	1	1:43.993	20.499	51.217	32.277	258.2	10:31.227	9	1	1:49.563	22.361	53.556	33.646	206.6	16:50.584
7	1	1:45.432	20.273	53.047	32.112	267.0	12:16.659	10	1	1:48.270	21.625	52.936	33.709	214.2	18:38.854
8	1	1:45.487	21.964	51.466	32.057	232.7	14:02.146	11	1	2:02.416 B	22.620	53.780	46.016	214.2	20:41.270
9	1	1:43.734	20.412	50.904	32.418	261.3	15:45.880	12	2	3:30.842	2:04.443	53.411	32.988		24:12.112
10	1	1:42.924	20.376	50.647	31.901	263.1	17:28.804	13	2	1:45.904	20.811	52.271	32.822	245.6	25:58.016
11	1	1:44.009	20.259	51.406	32.344	261.3	19:12.813	14	2	1:44.093	20.920	50.797	32.376	237.2	27:42.109
12	1	1:43.593	20.379	50.756	32.458	265.0	20:56.406	15	2	1:45.129	20.777	51.384	32.968	241.8	29:27.238
13	1	1:53.136 B	20.683	50.273	42.180	257.0	22:49.542	16	2	1:45.601	20.749	52.455	32.997	246.7	31:12.839
14	1	3:10.738	1:46.341	51.866	32.531		26:00.280	17	2	1:44.478	20.803	51.332	32.343	244.0	32:57.317
15	1	1:43.960	20.488	50.423	33.049	265.7	27:44.240	18	2	1:44.168	20.595	51.260	32.313	247.8	34:41.485
16	1	1:46.870	20.694	53.390	32.786	266.3	29:31.110	19	2	1:44.074	20.721	51.096	32.257	249.5	36:25.559
17	1	1:45.708	21.306	51.937	32.465	251.2	31:16.818	20	2	1:43.815	20.459	51.106	32.250	252.9	38:09.374
18	1	2:20.827	22.020	1:25.112	33.695	265.7	33:37.645	21	2	1:44.759	20.745	51.402	32.612	251.8	39:54.133
19	1	1:49.705	20.794	51.693	37.218	242.9	35:27.350	22	2	1:44.158	20.669	51.100	32.389	251.2	41:38.291
20	1	1:48.329	21.043	53.163	34.123	236.7	37:15.679	71 Porsche 996 GT3-RS 2006 1. Fernando ESPIRITO SANTO 2. Ricardo BRAVO GT2C							
21	1	1:47.704	21.352	52.387	33.965	251.8	39:03.383	1	1	2:07.129	31.117	1:01.511	34.501		2:07.129
22	1	1:48.145	21.072	52.421	34.652	246.7	40:51.528	2	1	1:52.449	22.833	54.895	34.721	221.0	3:59.578
23	1	1:49.764	20.966	53.479	35.319	245.1	42:41.292	3	1	1:51.141	21.927	54.817	34.397	238.7	5:50.719
60 Kallier K II / Chevron B71 1998 1. Marc JULLY LMP1A								4	1	1:51.706	22.030	54.676	35.000	233.7	7:42.425
1	1	1:53.963	26.538	54.310	33.115		1:53.963	5	1	1:52.921	23.523	54.669	34.729	217.6	9:35.346
2	1	1:47.830	21.403	53.090	33.337	250.6	3:41.793	6	1	1:51.135	22.652	54.589	33.894	218.0	11:26.481
3	1	1:44.870	20.976	51.126	32.768	255.8	5:26.663	7	1	1:49.420	21.895	53.714	33.811	236.2	13:15.901
								8	1	2:00.747 B	22.274	54.624	43.849	221.9	15:16.648
								9	2	3:17.459	1:51.459	52.889	33.111		18:34.107



ENDURANCE RACING LEGENDS
ESTORIL CLASSICS
RACE 1

Sector Analysis

Personal Best Session Best B Crossing the finish line in pit lane

Lap	D	Time	Sector 1	Sector 2	Sector 3	T. Spd	Elapsed	Lap	D	Time	Sector 1	Sector 2	Sector 3	T. Spd	Elapsed
10	2	1:46.520	20.958	52.303	33.259	252.9	20:20.627	5	1	1:52.645	23.892	54.664	34.089	221.0	9:35.469
11	2	1:45.513	20.760	52.016	32.737	254.1	22:06.140	6	1	1:49.229	21.965	53.765	33.499	227.9	11:24.698
12	2	1:45.261	20.746	51.755	32.760	248.4	23:51.401	7	1	1:49.450	21.646	53.810	33.994	228.8	13:14.148
13	2	1:46.070	20.668	52.073	33.329	239.2	25:37.471	8	1	1:49.359	21.650	53.813	33.896	234.6	15:03.507
14	2	1:46.108	20.818	52.352	32.938	240.3	27:23.579	9	1	1:49.336	21.995	53.815	33.526	231.7	16:52.843
15	2	1:45.229	20.894	51.588	32.747	235.7	29:08.808	10	1	1:48.089	21.262	53.215	33.612	251.8	18:40.932
16	2	1:45.746	20.739	52.473	32.534	247.8	30:54.554	11	1	1:50.298	21.604	53.458	35.236	238.2	20:31.230
17	2	1:46.505	21.542	52.296	32.667	248.9	32:41.059	12	1	2:01.269 B	22.335	54.616	44.318	238.2	22:32.499
18	2	1:45.852	21.111	51.814	32.927	251.2	34:26.911	13	1	1:48.809	21.662	53.422	33.725	231.7	25:48.341
19	2	1:44.464	20.440	51.638	32.386	250.0	36:11.375	14	1	1:48.328	21.696	53.283	33.349	238.2	27:36.669
20	2	1:44.145	20.514	51.182	32.449	255.8	37:55.520	15	1	1:49.049	21.775	53.370	33.904	234.6	29:25.718
21	2	1:44.210	21.361	50.995	31.854	252.9	39:39.730	16	1	1:49.367	21.363	54.538	33.466	246.1	31:15.085
22	2	1:45.152	20.583	51.823	32.746	244.0	41:24.882	17	1	1:50.341	21.870	54.809	33.662	239.2	33:05.426

73 Porsche 993 GT2 Evo 1999
1. Guenther SCHINDLER GT2A

1	1	13:41.879 B	...	1:03.445	47.784		13:41.879
2	1	11:23.811	9:50.462	57.786	35.563		25:05.690
3	1	1:51.868	22.595	53.948	35.325	216.3	26:57.558
4	1	1:51.028	21.806	54.850	34.372	247.2	28:48.586
5	1	1:54.938	22.067	55.909	36.962	228.8	30:43.524
6	1	1:56.591	25.422	56.961	34.208	235.7	32:40.115
7	1	1:50.006	21.877	53.639	34.490	248.9	34:30.121
8	1	1:48.961	21.558	53.417	33.986	258.8	36:19.082
9	1	1:52.861	22.821	56.057	33.983	210.1	38:11.943
10	1	1:49.396	21.808	53.163	34.425	255.2	40:01.339
11	1	1:51.145	21.796	54.384	34.965	258.2	41:52.484

74 Porsche 996 Biturbo 2002
1. Pierre AVIRON-VIOLET GT1B
2. Jean-Marie BELLETESTE

1	1	2:21.538	38.603	1:04.528	38.407		2:21.538
2	1	2:03.197	24.755	1:00.870	37.572	192.5	4:24.735
3	1	1:59.789	24.031	59.297	36.461	200.9	6:24.524
4	1	2:00.951	24.441	59.465	37.045	200.9	8:25.475
5	1	1:59.127	24.327	58.092	36.708	196.7	10:24.602
6	1	2:02.211	23.914	59.845	38.452	178.0	12:26.813
7	1	2:02.150	24.945	1:00.019	37.186	195.3	14:28.963
8	1	2:15.610 B	24.634	1:02.768	48.208	190.6	16:44.573
9	1	3:40.413	1:59.192	1:01.968	39.253		20:24.986
10	1	2:04.276	25.549	1:00.016	38.711	180.6	22:29.262
11	1	2:03.127	24.539	1:00.523	38.065	185.4	24:32.389
12	1	2:02.609	24.748	59.931	37.930	182.1	26:34.998
13	1	2:04.495	24.703	1:02.018	37.774	190.6	28:39.493
14	1	2:02.527	24.771	59.961	37.795	178.8	30:42.020
15	1	2:03.836	26.327	59.932	37.577	191.2	32:45.856
16	1	2:02.313	24.347	59.713	38.253	193.2	34:48.169
17	1	2:02.795	24.488	1:00.563	37.744	180.0	36:50.964
18	1	2:02.340	25.260	59.676	37.404	189.6	38:53.304
19	1	2:00.387	24.170	58.688	37.529	184.8	40:53.691
20	1	2:43.126 B	26.150	1:11.172	1:05.804	203.9	43:36.817

75 Porsche 997 GT3 RSR 2009
1. Lee MAXTED-PAGE GT2C

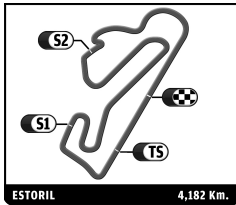
1	1	2:09.954	31.016	1:03.752	35.186		2:09.954
2	1	1:51.853	22.457	54.658	34.738	238.7	4:01.807
3	1	1:50.898	21.961	54.606	34.331	244.5	5:52.705
4	1	1:50.119	21.921	54.085	34.113	227.4	7:42.824

76 Porsche 996 GT3-RSR 2005
1. Jean-Lou RIHON GT2C
2. Nick PADMORE

1	1	2:02.134	29.839	57.548	34.747		2:02.134
2	1	1:51.309	22.428	53.840	35.041	219.7	3:53.443
3	1	1:51.164	22.030	54.535	34.599	227.4	5:44.607
4	1	1:50.414	21.854	53.857	34.703	235.7	7:35.021
5	1	1:50.050	21.926	53.711	34.413	221.0	9:25.071
6	1	1:51.671	22.169	54.561	34.941	220.6	11:16.742
7	1	1:49.867	22.008	53.368	34.491	225.6	13:06.609
8	1	1:50.908	21.896	54.151	34.861	226.0	14:57.517
9	1	1:50.736	21.929	54.389	34.418	229.8	16:48.253
10	1	1:50.379	21.898	53.611	34.870	226.9	18:38.632
11	1	1:51.954	21.994	54.148	35.812	226.5	20:30.586
12	1	1:51.702	22.324	54.701	34.677	222.8	22:22.288
13	1	2:01.331 B	21.834	55.561	43.936	229.3	24:23.619
14	2	3:39.287	2:12.757	53.021	33.509		28:02.906
15	2	1:46.209	21.044	52.192	32.973	228.8	29:49.115
16	2	1:46.827	21.051	52.716	33.060	233.2	31:35.942
17	2	1:47.768	21.080	53.689	32.999	231.2	33:23.710
18	2	2:08.906 B	21.399	1:00.759	46.748	229.3	35:32.616

83 Ford GT GT1 2009
1. Romain BELLETESTE GT1B
2. Martin O'CONNELL

1	2	2:00.686	30.542	57.043	33.101		2:00.686
2	2	1:49.496	22.196	53.507	33.793	244.0	3:50.182
3	2	1:46.086	21.280	51.733	33.073	238.2	5:36.268
4	2	1:44.928	20.701	51.473	32.754	245.6	7:21.196
5	2	1:45.873	20.884	51.860	33.129	245.1	9:07.069
6	2	1:45.185	20.783	51.655	32.747	246.1	10:52.254
7	2	1:45.043	20.695	51.399	32.949	246.7	12:37.297
8	2	1:47.353	21.809	51.919	33.625	247.2	14:24.650
9	2	1:47.017	21.368	52.479	33.170	246.7	16:11.667
10	2	1:47.381	21.972	51.982	33.427	248.4	17:59.048
11	2	1:44.862	20.845	51.232	32.785	245.1	19:43.910
12	2	1:46.323	21.146	51.882	33.295	246.1	21:30.233
13	2	1:55.132 B	21.753	51.956	41.423	244.5	23:25.365
14	2	3:28.150	1:53.602	57.801	36.747		26:53.515
15	2	1:53.536	22.930	55.447	35.159	208.9	28:47.051

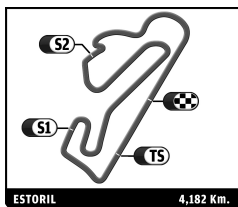


ENDURANCE RACING LEGENDS
ESTORIL CLASSICS
RACE 1

Sector Analysis

Personal Best Session Best B Crossing the finish line in pit lane

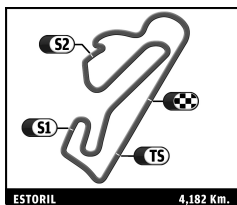
Lap	D	Time	Sector 1	Sector 2	Sector 3	T. Spd	Elapsed	Lap	D	Time	Sector 1	Sector 2	Sector 3	T. Spd	Elapsed
16	2	4:40.881	B	22.958	3:29.086	48.837	208.5	33:27.932	1	1	2:16.557	31.889	1:04.616	40.052	2:16.557
17	2	2:50.109	1:14.102	59.297	36.710		36:18.041	2	1	1:56.179	24.760	56.562	34.857	222.8	4:12.736
18	2	1:58.300	23.334	58.335	36.631	205.4	38:16.341	3	1	1:53.913	22.356	56.878	34.679	238.2	6:06.649
19	2	1:56.820	23.225	56.876	36.719	217.6	40:13.161	4	1	1:52.139	22.196	55.140	34.803	241.3	7:58.788
20	2	1:56.844	23.744	57.083	36.017	205.4	42:10.005	5	1	1:51.452	21.834	54.774	34.844	245.6	9:50.240
88 Aston Martin DBR9 2006 1.Philip KADOORIE GT1B								6 1 1:52.170 22.485 54.987 34.698 237.7 11:42.410 7 1 1:51.730 22.077 54.998 34.655 239.7 13:34.140 8 1 1:55.269 22.544 57.440 35.285 246.7 15:29.409 9 1 1:51.023 21.980 54.888 34.155 239.7 17:20.432 10 1 2:05.224 B 22.579 55.089 47.556 243.4 19:25.656 11 1 3:27.700 1:56.047 56.575 35.078 22:53.356 12 1 1:53.224 23.149 55.583 34.492 232.2 24:46.580 13 1 1:51.527 21.878 55.000 34.649 245.1 26:38.107 14 1 1:53.102 22.312 55.604 35.186 218.0 28:31.209 15 1 1:56.123 21.775 57.321 37.027 244.0 30:27.332 16 1 1:53.108 22.592 54.940 35.576 234.6 32:20.440 17 1 1:50.242 21.404 53.610 35.228 247.2 34:10.682 18 1 1:53.937 22.850 55.146 35.941 221.9 36:04.619 19 1 2:02.993 31.739 55.993 35.261 241.3 38:07.612 20 1 1:50.754 21.558 54.455 34.741 241.8 39:58.366 21 1 1:51.522 22.083 55.019 34.420 238.2 41:49.888							
89 Porsche 997 GT3 R 2010 1.Paul PHILLIPS INV								92 TVR Tuscan T400R 2003 1.Jason CLEGG GT2B							
1	1	2:02.184	24.368	1:05.176	32.640		2:02.184	1	1	2:10.916	32.344	1:02.910	35.662		2:10.916
2	1	1:44.605	21.370	50.618	32.617	267.0	3:46.789	2	1	1:53.115	22.589	55.748	34.778	226.9	4:04.031
3	1	1:41.705	20.362	49.690	31.653	265.0	5:28.494	3	1	1:52.865	22.739	55.084	35.042	218.4	5:56.896
4	1	1:41.741	20.046	50.016	31.679	272.9	7:10.235	4	1	1:53.365	23.501	55.301	34.563	212.9	7:50.261
5	1	1:52.521	20.109	1:00.430	31.982	267.6	9:02.756	5	1	1:51.865	22.157	55.192	34.516	224.6	9:42.126
6	1	1:50.240	B 20.066	51.834	38.340	268.3	10:52.996	6	1	1:50.821	21.888	54.368	34.565	238.7	11:32.947
7	1	2:06.275	42.583	51.293	32.399		12:59.271	7	1	1:51.317	21.750	54.944	34.623	242.4	13:24.264
8	1	1:47.410	22.053	53.121	32.236	257.6	14:46.681	8	1	1:52.235	22.377	54.969	34.889	225.1	15:16.499
9	1	1:50.273	B 20.540	51.372	38.361	260.7	16:36.954	9	1	2:01.363	B 22.622	54.795	43.946	229.8	17:17.862
10	1	3:38.295	2:15.934	50.638	31.723		20:15.249	10	1	3:25.728	1:55.698	55.194	34.836		20:43.590
11	1	1:44.116	19.888	51.951	32.277	259.4	21:59.365	11	1	1:52.452	22.489	54.926	35.037	221.9	22:36.042
12	1	1:42.756	20.472	50.362	31.922	252.3	23:42.121	12	1	1:54.714	22.673	55.848	36.193	207.0	24:30.756
13	1	1:43.798	20.341	51.849	31.608	261.3	25:25.919	13	1	1:51.261	21.829	54.574	34.858	236.2	26:22.017
14	1	1:42.449	20.379	50.239	31.831	257.0	27:08.368	14	1	1:51.824	22.118	54.874	34.832	230.2	28:13.841
15	1	1:42.101	20.153	50.242	31.706	263.8	28:50.469	15	1	1:51.412	21.937	54.768	34.707	232.7	30:05.253
16	1	1:44.039	20.429	51.640	31.970	252.3	30:34.508	16	1	1:54.064	22.885	56.198	34.981	233.7	31:59.317
17	1	1:43.071	20.706	50.477	31.888	256.4	32:17.579	17	1	1:51.951	22.100	54.816	35.035	230.7	33:51.268
18	1	1:43.143	20.235	51.086	31.822	260.7	34:00.722	18	1	1:51.993	22.716	54.361	34.916	229.3	35:43.261
19	1	1:42.232	20.253	50.158	31.821	255.2	35:42.954	19	1	1:52.011	22.498	54.991	34.522	221.0	37:35.272
20	1	1:42.613	20.378	50.323	31.912	249.5	37:25.567	20	1	1:51.110	21.936	54.120	35.054	232.7	39:26.382
21	1	1:44.904	22.186	50.787	31.931	268.3	39:10.471	21	1	1:51.841	22.431	54.626	34.784	218.0	41:18.223
22	1	1:43.995	20.129	51.129	32.737	265.0	40:54.466	97 Marcos LM500 1994 1.Stephen KEATING GT2A							
1	1	2:17.147	33.358	1:04.045	39.744		2:17.147	1	1	2:18.323	36.273	1:02.498	39.552		2:18.323
2	1	1:52.721	22.965	55.154	34.602	238.7	4:09.868	2	1	2:00.012	24.280	58.757	36.975	212.9	4:18.335
3	1	1:51.328	22.064	54.029	35.235	245.1	6:01.196	3	1	1:58.697	24.017	57.811	36.869	222.4	6:17.032
4	1	1:51.746	22.693	54.505	34.548	238.2	7:52.942	4	1	1:59.067	24.944	57.985	36.138	203.2	8:16.099
5	1	1:51.164	22.540	54.299	34.325	226.0	9:44.106	5	1	1:59.822	24.172	58.779	36.871	209.7	10:15.921
6	1	1:49.593	21.815	53.455	34.323	225.6	11:33.699	6	1	1:59.552	25.073	58.104	36.375	199.5	12:15.473
7	1	1:52.701	21.829	55.555	35.317	242.9	13:26.400	7	1	1:58.935	25.041	57.813	36.081	187.0	14:14.408
8	1	1:53.107	22.239	54.874	35.994	245.1	15:19.507	8	1	1:56.220	24.053	56.757	35.410	202.8	16:10.628
9	1	2:02.769	B 22.450	54.606	45.713	221.5	17:22.276	9	1	1:57.265	23.562	58.138	35.565	227.4	18:07.893
10	1	3:26.339	1:54.411	55.339	36.589		20:48.615								
11	1	1:53.043	22.199	54.528	36.316	246.1	22:41.658								
12	1	1:51.864	22.144	54.887	34.833	242.4	24:33.522								
13	1	1:53.501	22.572	55.206	35.723	225.6	26:27.023								
14	1	1:53.606	22.751	55.450	35.405	240.8	28:20.629								
15	1	1:54.174	22.351	55.535	36.288	245.6	30:14.803								
16	1	1:56.954	23.493	57.441	36.020	236.7	32:11.757								
17	1	1:58.363	22.500	57.701	38.162	230.7	34:10.120								
18	1	1:54.405	22.716	55.224	36.465	223.3	36:04.525								
19	1	1:56.292	24.646	56.091	35.555	220.2	38:00.817								
20	1	1:56.095	22.748	56.470	36.877	231.7	39:56.912								
21	1	1:55.522	22.952	57.079	35.491	227.4	41:52.434								
90 Lola B2K/40 2002 1.Olivier HUEZ LMP2B															



ENDURANCE RACING LEGENDS
ESTORIL CLASSICS
RACE 1

Sector Analysis

Personal Best							Session Best							B Crossing the finish line in pit lane						
Lap	D	Time	Sector 1	Sector 2	Sector 3	T. Spd	Elapsed	Lap	D	Time	Sector 1	Sector 2	Sector 3	T. Spd	Elapsed					
10	1	1:58.772	24.569	57.878	36.325	215.9	20:06.665	21	1	1:49.154	22.239	53.408	33.507	236.2	39:43.779					
11	1	2:06.843 B	23.196	58.339	45.308	217.1	22:13.508	22	1	1:49.015	21.511	53.465	34.039	239.7	41:32.794					
12	1	3:25.915	1:52.336	57.010	36.569		25:39.423													
13	1	1:56.892	23.594	57.754	35.544	197.4	27:36.315													
14	1	1:58.325	23.310	58.701	36.314	211.7	29:34.640													
15	1	1:55.587	23.073	57.323	35.191	231.7	31:30.227													
16	1	1:57.135	22.864	58.150	36.121	218.4	33:27.362													
17	1	1:56.480	23.008	57.751	35.721	217.1	35:23.842													
18	1	1:57.110	23.379	58.069	35.662	230.2	37:20.952													
19	1	1:56.249	23.477	57.559	35.213	216.7	39:17.201													
20	1	1:55.458	23.008	56.747	35.703	217.6	41:12.659													
21	1	1:58.772	24.569	57.878	36.325	215.9	20:06.665													
22	1	2:06.843 B	23.196	58.339	45.308	217.1	22:13.508													
23	1	3:25.915	1:52.336	57.010	36.569		25:39.423													
24	1	1:56.892	23.594	57.754	35.544	197.4	27:36.315													
25	1	1:58.325	23.310	58.701	36.314	211.7	29:34.640													
26	1	1:55.587	23.073	57.323	35.191	231.7	31:30.227													
27	1	1:57.135	22.864	58.150	36.121	218.4	33:27.362													
28	1	1:56.480	23.008	57.751	35.721	217.1	35:23.842													
29	1	1:57.110	23.379	58.069	35.662	230.2	37:20.952													
30	1	1:56.249	23.477	57.559	35.213	216.7	39:17.201													
31	1	1:55.458	23.008	56.747	35.703	217.6	41:12.659													
32	1	2:18.471	36.682	1:03.036	38.753		2:18.471													
33	1	2:00.850	25.016	58.920	36.914	206.2	4:19.321													
34	1	1:58.015	23.973	57.840	36.202	201.7	6:17.336													
35	1	1:57.529	23.855	57.574	36.100	207.7	8:14.865													
36	1	2:01.201	24.896	59.861	36.444	190.2	10:16.066													
37	1	1:59.438	24.758	58.856	35.824	212.1	12:15.504													
38	1	2:02.045	25.372	58.437	38.236	202.8	14:17.549													
39	1	1:59.589	24.287	58.181	37.121	187.6	16:17.138													
40	1	1:58.185	24.515	57.075	36.595	201.7	18:15.323													
41	1	2:10.457 B	25.368	58.036	47.053	178.5	20:25.780													
42	1	3:39.904	2:05.401	57.501	37.002		24:05.684													
43	1	1:56.689	23.271	57.459	35.959	208.1	26:02.373													
44	1	1:56.350	23.833	56.784	35.733	195.6	27:58.723													
45	1	1:57.320	23.894	57.498	35.928	196.3	29:56.043													
46	1	1:56.718	23.661	56.904	36.153	193.6	31:52.761													
47	1	1:56.824	23.129	56.420	37.275	200.2	33:49.585													
48	1	1:56.788	25.416	55.329	36.043	211.7	35:46.373													
49	1	1:53.780	22.663	55.520	35.597	215.9	37:40.153													
50	1	1:54.183	22.875	55.523	35.785	220.2	39:34.336													
51	1	1:55.009	22.278	56.888	35.843	225.1	41:29.345													
52	1	1:58.468	28.004	56.912	33.552		1:58.468													
53	2	3:03.358 B	21.336	1:56.692	45.330	251.2	5:01.826													
54	3	2:24.878	57.213	54.006	33.659		7:26.704													
55	4	1:48.280	21.290	53.420	33.570	255.2	9:14.984													
56	5	1:48.844	20.982	53.932	33.930	254.7	11:03.828													
57	6	2:04.764 B	22.420	56.656	45.688	255.8	13:08.592													
58	1	2:28.517 B	27.602	1:08.483	52.432		2:28.517													
59	1	2:10.091	31.914	1:02.420	35.757		2:10.091													
60	2	1:53.732	22.934	55.427	35.371	227.9	4:03.823													
61	3	1:53.161	22.548	55.140	35.473	232.7	5:56.984													
62	4	1:55.973	23.773	56.455	35.745	212.9	7:52.957													
63	5	1:54.265	23.356	55.463	35.446	218.9	9:47.222													
64	6	1:53.672	22.624	55.535	35.513	241.3	11:40.894													
65	7	1:55.103	22.888	56.228	35.987	224.2	13:35.997													
66	8	1:54.630	22.712	55.947	35.971	236.7	15:30.627													
67	9	1:52.638	22.343	54.948	35.347	236.2	17:23.265													
68	10	1:54.844	22.670	56.420	35.754	233.7	19:18.109													
69	11	1:54.008	22.471	55.801	35.736	234.6	21:12.117													
70	12	2:02.204 B	22.289	55.346	44.569	233.2	23:14.321													
71	13	3:15.907	1:44.911	55.870	35.126		26:30.228													
72	14	1:53.584	22.280	55.683	35.621	236.7	28:23.812													
73	15	1:52.147	22.561	54.746	34.840	236.7	30:15.959													
74	16	1:56.483	22.769	57.480	36.234	240.3	32:12.442													



ENDURANCE RACING LEGENDS
ESTORIL CLASSICS
RACE 1

Sector Analysis

■ Personal Best ■ Session Best B Crossing the finish line in pit lane

Lap	D	Time	Sector 1	Sector 2	Sector 3	T. Spd	Elapsed	Lap	D	Time	Sector 1	Sector 2	Sector 3	T. Spd	Elapsed
17	1	1:55.600	23.983	55.876	35.741	241.8	34:08.042								
18	1	1:53.484	22.610	55.610	35.264	227.9	36:01.526								
19	1	1:54.335	22.489	55.789	36.057	237.2	37:55.861								
20	1	1:53.246	22.429	55.308	35.509	236.2	39:49.107								
21	1	1:54.607	22.940	55.831	35.836	240.8	41:43.714								

964		Porsche 964 Carrera RSR 1996		1.Christophe GADAIS		INV	
1	1	2:20.009	37.202	1:03.494	39.313		2:20.009
2	1	2:03.850	25.235	1:01.300	37.315	211.7	4:23.859
3	1	2:00.414	23.709	59.338	37.367	218.0	6:24.273
4	1	2:02.328	24.169	1:00.978	37.181	212.9	8:26.601
5	1	2:00.770	24.105	59.824	36.841	198.8	10:27.371
6	1	2:01.797	23.843	1:00.684	37.270	203.9	12:29.168
7	1	3:12.740 B	24.673			212.1	15:41.908
8	1	4:57.947 B	2:34.480	1:23.497	59.970		20:39.855