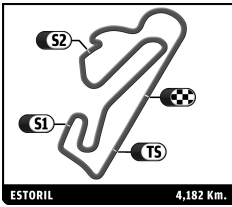


ENDURANCE RACING LEGENDS  
ESTORIL CLASSICS  
QUALIFYING 1

Sector Analysis

Personal Best Session Best B Crossing the finish line in pit lane

Lap	D	Time	Sector 1	Sector 2	Sector 3	T. Spd	Elapsed	Lap	D	Time	Sector 1	Sector 2	Sector 3	T. Spd	Elapsed	
<b>5</b>		Aston Martin DBR9 2006 1. Franz WUNDERLICH						GT1B								
1	1	6:59.080	5:30.233	55.726	33.121		6:59.080									
2	1	1:42.609	20.897	50.162	31.550	226.9	8:41.689									
3	1	1:46.245	20.682	52.422	33.141	252.9	10:27.934									
4	1	2:13.511	B 20.301	56.823	56.387	251.8	12:41.445									
5	1	4:27.848	3:03.879	51.831	32.138		17:09.293									
6	1	1:44.879	20.492	51.460	32.927	245.6	18:54.172									
7	1	1:46.548	21.173	52.830	32.545	236.2	20:40.720									
8	1	1:44.231	20.806	50.882	32.543	248.4	22:24.951									
9	1	2:29.096	B 28.026	1:03.185	57.885	202.0	24:54.047									
10	1	34:59.605	...	53.781	34.019		59:53.652									
11	1	1:44.326	22.318	50.469	<b>31.539</b>	210.9	1:01:37.978									
12	1	1:48.288	22.785	52.774	32.729	227.9	1:03:26.266									
13	1	1:43.542	<b>20.280</b>	50.041	33.221	258.2	1:05:09.808									
14	1	<b>1:42.466</b>	20.672	<b>49.902</b>	31.892	252.3	1:06:52.274									
15	1	1:47.444	21.298	51.999	34.147	232.7	1:08:39.718									
16	1	1:57.725	B 20.866	51.764	45.095	238.2	1:10:37.443									
<b>8</b>		Porsche 993 GT2 Evo 1999 1. Peter FAIRBAIRN						GT2A								
1	1	3:15.766	1:28.353	1:07.454	39.959		3:15.766									
2	1	2:10.032	26.610	1:04.257	39.165	165.2	5:25.798									
3	1	2:01.730	25.123	58.691	37.916	215.4	7:27.528									
4	1	2:00.466	24.455	<b>58.029</b>	37.982	222.4	9:27.994									
5	1	2:00.509	<b>23.598</b>	1:00.019	36.892	237.7	11:28.503									
6	1	2:41.260	B 31.047	1:10.375	59.838	163.2	14:09.763									
7	1	3:56.904	2:17.765	1:01.284	37.855		18:06.667									
8	1	2:02.339	24.067	59.421	38.851	235.1	20:09.006									
9	1	2:02.037	25.416	59.290	37.331	233.7	22:11.043									
10	1	2:41.075	B 24.254	1:13.937	1:02.884	218.0	24:52.118									
11	1	38:17.013	...	1:01.315	38.484		1:03:09.131									
12	1	2:01.789	24.899	59.426	37.464	177.4	1:05:10.920									
13	1	<b>1:59.704</b>	24.410	58.310	36.984	207.0	1:07:10.624									
14	1	2:00.996	24.647	59.413	<b>36.936</b>	230.7	1:09:11.620									
15	1	2:19.840	B 23.741	58.963	57.136	221.5	1:11:31.460									
<b>14</b>		Maserati MC12 GT1 2006 1. Evgeny KIREEV 2. Ramzan ORUSBAEV						GT1B								
1	1	2:32.126	B 1:01.732	50.494	39.900		2:32.126									
2	2	2:42.919			32.402		5:15.045									
3	2	1:42.229	<b>21.273</b>	<b>49.726</b>	31.230	256.4	6:57.274									
4	2	1:40.405			32.914	267.0	8:37.679									
5	2	1:39.022			30.717	263.1	10:16.701									
6	2	2:11.309	B		1:04.286	274.9	12:28.010									
7	1	4:52.141			31.536		17:20.151									
8	1	1:43.756			31.945	253.5	19:03.907									
9	1	1:44.278			31.850	252.9	20:48.185									
10	1	1:42.096			31.589	260.0	22:30.281									
11	1	2:31.223	B		50.589	237.2	25:01.504									
12	2	34:35.546	...	51.197	31.167		59:37.050									
13	2	1:41.375			<b>30.711</b>	257.0	1:01:18.425									
14	2	<b>1:39.378</b>			30.975	272.9	1:02:57.803									
15	2	1:50.734	B		41.614	273.6	1:04:48.537									
16	1	4:26.103			31.852		1:09:14.640									
17	1	2:02.561	B		48.924	227.4	1:11:17.201									
<b>22</b>		Porsche 993 GT2 Evo 1999 1. Sebastian GLASER						GT2A								
1	1	:02:26.363	...	1:05.448	37.982		1:02:26.363									
2	1	1:50.743	24.033	52.008	34.702	193.6	1:04:17.106									
3	1	1:45.030	20.941	51.399	32.690	245.6	1:06:02.136									
4	1	<b>1:43.963</b>	20.704	<b>50.625</b>	<b>32.634</b>	257.6	1:07:46.099									
5	1	1:44.438	<b>20.668</b>	50.625	33.145	259.4	1:09:30.537									
6	1	2:21.356	B 25.083	57.647	58.626	230.2	1:11:51.893									
<b>25</b>		MG EX264 2005 1. Mike NEWTON						LMP2B								
1	1	7:42.369	6:08.198	1:00.140	34.031		7:42.369									
2	1	1:47.686	22.796	52.495	32.395	213.4	9:30.055									
3	1	1:42.717	20.136	51.034	31.547	268.3	11:12.772									
4	1	2:14.895	B 21.293	1:03.133	50.469	274.9	13:27.667									
5	1	4:59.515	3:26.348	57.760	35.407		18:27.182									
6	1	1:42.429	20.072	50.712	31.645	271.5	20:09.611									
7	1	<b>1:38.625</b>	<b>19.323</b>	<b>48.881</b>	<b>30.421</b>	272.2	21:48.236									
8	1	2:15.385	B 22.309	59.061	54.015	242.9	24:03.621									
9	1	36:34.692	...	1:03.405	34.943		1:00:38.313									
10	1	2:30.290	B 25.170	1:08.921	56.199	188.0	1:03:08.603									
<b>29</b>		Porsche 996 GT3-RSR 2006 1. Christian TRABER						GT2C								
1	1	3:57.370	2:04.125	1:11.637	41.608		3:57.370									
2	1	2:04.902	28.444	58.067	38.391	151.2	6:02.272									
3	1	1:51.372	22.208	54.359	34.805	219.7	7:53.644									
4	1	1:52.108	22.771	54.402	34.935	222.8	9:45.752									
5	1	2:09.215	B 21.779	54.857	52.579	248.4	11:54.967									
6	1	5:09.454	3:42.498	53.284	33.672		17:04.421									
7	1	1:48.531	22.280	52.755	33.496	249.5	18:52.952									
8	1	1:48.027	21.946	52.694	33.387	233.7	20:40.979									
9	1	1:47.924	21.920	52.379	33.625	225.6	22:28.903									
10	1	2:27.042	B 26.238	1:02.578	58.226	235.7	24:55.945									
11	1	35:43.636	...	1:02.327	34.499		1:00:39.581									
12	1	1:54.396	24.663	55.042	34.691	179.1	1:02:33.977									
13	1	1:50.501	<b>21.281</b>	52.686	36.534	241.3	1:04:24.478									
14	1	<b>1:47.510</b>	21.326	52.284	33.900	237.7	1:06:11.988									
15	1	1:51.692	21.499	54.509	35.684	223.3	1:08:03.680									
16	1	1:46.924	21.669	<b>52.175</b>	<b>33.080</b>	238.7	1:09:50.604									
17	1	2:20.167	B 21.726	1:01.545	56.896	234.6	1:12:10.771									
<b>35</b>		Porsche 993 GT2 Evo 1999 1. Paul MCLEAN						GT2A								
1	1	2:39.940	1:03.054	1:00.108	36.778		2:39.940									
2	1	1:57.390	23.186	58.662	35.542	218.4	4:37.330									
3	1	1:52.569	22.493	55.285	34.791	226.5	6:29.899									
4	1	1:50.174	21.842	53.688	34.644	226.5	8:20.073									
5	1	1:56.851	24.641	56.456	35.754	199.5	10:16.924									
6	1	2:14.519	B 21.604	55.033	57.882	248.4	12:31.443									
7	1	5:28.439	3:54.544	58.662	35.233		17:59.882									
8	1	1:50.598	21.467	53.828	35.303	248.4	19:50.480									
9	1	1:51.921	21.922	55.260	34.739	233.7	21:42.401									
10	1	2:15.932	B 21.464	54.471	59.997	247.2	23:58.333									
11	1	38:37.755	...	59.740	36.298		1:02:36.088									
12	1	1:49.331	22.165	52.821	34.345	244.5	1:04:25.419									



ENDURANCE RACING LEGENDS ESTORIL CLASSICS QUALIFYING 1

Sector Analysis

Personal Best Session Best B Crossing the finish line in pit lane

Table with 7 columns: Lap, D, Time, Sector 1, Sector 2, Sector 3, T. Spd, Elapsed. Shows data for laps 13 and 14.

Table for car 38 (Porsche 997 GT3 RSR 2009) showing driver 1. Dominique GUENAT and lap data from 1 to 13.

Table for car 40 (Ford GT GT1 2010) showing driver 1. Philippe SCEMAMA and lap data from 1 to 17.

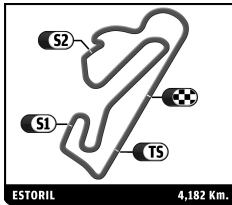
Table for car 50 (Porsche 996 Biturbo 2006) showing drivers 1. Michael FÖVENY and 2. Stefan ROITMAYER and lap data from 1 to 15.

Table for car 53 (Aston Martin DBR9 2006) showing driver 1. Richard MEINS and lap data from 1 to 15.

Table for car 60 (Keller K11 / Chevron B71 1998) showing driver 1. Marc JULLY and lap data from 1 to 16.

Table for car 63 (Chevrolet Corvette C6 ZR1 2010) showing drivers 1. John EMBERSON and 2. Nigel GREENSALL and lap data from 1 to 14.

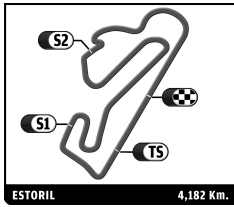
Table for car 71 (Porsche 996 GT3-RS 2006) showing drivers 1. Fernando ESPIRITO SANTI and 2. Ricardo BRAVO and lap data for lap 1.



**ENDURANCE RACING LEGENDS**  
**ESTORIL CLASSICS**  
**QUALIFYING 1**

**Sector Analysis**

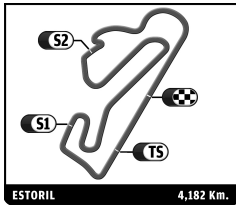
Lap	D	Time	Sector 1	Sector 2	Sector 3	T. Spd	Elapsed	Lap	D	Time	Sector 1	Sector 2	Sector 3	T. Spd	Elapsed
1	2	2:47.123	1:02.486	1:07.297	37.340		2:47.123	11	1	1:54.776	23.182	54.097	37.497	203.2	1:04:25.145
2	2	1:56.892	23.574	58.764	34.554	208.9	4:44.015	12	1	1:51.552	23.073	54.174	34.305	213.4	1:06:16.697
3	2	1:50.711	22.163	53.819	34.729	254.7	6:34.726	13	1	1:50.241	22.375	54.022	33.844	217.1	1:08:06.938
4	2	1:46.064	21.002	52.305	32.757	249.5	8:20.790	14	1	1:48.380	21.905	53.159	33.316	225.1	1:09:55.318
5	2	1:44.832	21.206	51.357	32.269	238.2	10:05.622	15	1	2:41.712 B	22.272	1:14.231	1:05.209	223.7	1:12:37.030
6	2	2:12.167 B	20.680	52.087	59.400	257.6	12:17.789	<b>76</b> Porsche 996 GT3-RSR 2005 1.Jean-Lou RIHON GT2C 2.Nick PADMORE							
7	1	6:01.160	4:29.220	56.727	35.213		18:18.949	1	2	4:04.882					4:04.882
8	1	1:51.200	22.183	54.687	34.330	223.3	20:10.149	2	2	1:53.682					5:58.564
9	1	1:54.732	23.624	55.487	35.621	233.7	22:04.881	3	2	1:52.282					7:50.846
10	1	2:27.541 B	22.057	1:08.669	56.815	233.2	24:32.422	4	2	1:49.981					9:40.827
11	1	36:19.002	...	1:12.043	43.254		1:00:51.424	5	2	10:00.822					19:41.649
12	1	1:53.574	23.221	55.063	35.290	220.2	1:02:44.998	6	2	1:52.456					21:34.105
13	1	1:53.828	22.919	53.188	37.721	205.0	1:04:38.826	7	1	40:32.040	...	55.763	35.723		1:02:06.145
14	1	1:49.522	21.967	53.249	34.306	232.2	1:06:28.348	8	1	1:53.050	24.531	54.274	34.245	199.9	1:03:59.195
15	1	2:04.507	23.492	1:00.418	40.597	229.8	1:08:32.855	9	1	1:50.466	22.246	53.451	34.769	212.1	1:05:49.661
16	1	2:02.590 B	22.377	54.541	45.672	227.4	1:10:35.445	10	1	1:50.960	22.209	54.443	34.308	208.5	1:07:40.621
<b>73</b> Porsche 993 GT2 Evo 1999 1.Guenther SCHINDLER GT2A								<b>83</b> Ford GT GT1 2009 1.Romain BELLETESTE GT1B 2.Martin O'CONNELL							
1	1	3:24.887 B	1:22.397	1:11.610	50.880		3:24.887	1	2	3:21.188	1:30.845	1:15.041	35.302		3:21.188
2	1	2:30.688	56.818	59.166	34.704		5:55.575	2	2	1:54.117	22.419	57.632	34.066	228.8	5:15.305
3	1	1:54.644	22.334	56.403	35.907	247.2	7:50.219	3	2	1:51.886	22.012	55.282	34.592	226.9	7:07.191
4	1	1:50.152	22.207	53.312	34.633	246.7	9:40.371	4	2	1:48.110	21.674	53.027	33.409	228.8	8:55.301
5	1	2:12.406 B	22.389	56.682	53.335	246.7	11:52.777	5	2	1:45.895	21.126	51.857	32.912	236.7	10:41.196
6	1	5:55.044	4:21.908	57.483	35.653		17:47.821	6	2	2:14.778 B	21.120	1:01.469	52.189	237.7	12:55.974
7	1	1:52.193	22.698	54.761	34.734	236.2	19:40.014	7	2	5:06.169	3:39.155	53.801	33.213		18:02.143
8	1	1:53.632	23.117	55.015	35.500	240.3	21:33.646	8	2	1:48.566	21.724	52.280	34.562	223.3	19:50.709
9	1	2:21.050 B	23.658	57.361	1:00.031	238.2	23:54.696	9	2	1:47.924	21.897	52.943	33.084	229.3	21:38.633
<b>74</b> Porsche 996 Biturbo 2002 1.Pierre AVIRON-VIOLET GT1B 2.Jean-Marie BELLETESTE								10							
1	1	3:49.290 B	1:40.092	1:14.073	55.125		3:49.290	1	2	2:14.246 B	20.949	53.478	59.819	238.7	23:52.879
2	1	3:39.218	1:47.611	1:08.326	43.281		7:28.508	11	2	36:32.400	...	1:00.875	35.664		1:00:25.279
3	1	2:11.868	28.642	1:03.561	39.665	179.4	9:40.376	12	2	1:57.235	24.789	56.866	35.580	183.6	1:02:22.514
4	1	2:27.546 B	26.306	1:02.807	58.433	179.7	12:07.922	13	2	4:24.769 B	24.147	54.984	3:05.638	172.7	1:06:47.283
5	1	6:43.181	5:00.033	1:04.163	38.985		18:51.103	14	2	4:09.914 B	2:07.026	1:07.204	55.684		1:10:57.197
6	1	2:05.038	26.020	1:00.748	38.270	205.0	20:56.141	<b>88</b> Aston Martin DBR9 2006 1.Philip KADOORIE GT1B							
7	1	2:22.529 B	25.106	1:00.325	57.098	174.3	23:18.670	1	1	2:49.695	1:21.419	55.323	32.953		2:49.695
8	1	37:14.058	...	1:04.412	37.802		1:00:32.728	2	1	1:44.834	20.837	51.719	32.278	257.0	4:34.529
9	1	2:03.811			37.919	177.4	1:02:36.539	3	1	1:41.448	20.512	49.482	31.454	246.1	6:15.977
10	1	2:02.319			38.293	188.3	1:04:38.858	4	1	1:40.658	20.165	49.168	31.325	258.2	7:56.635
11	1	2:01.071	24.459	59.772	36.840	184.5	1:06:39.929	5	1	1:55.152 B	21.573	54.729	38.850	261.9	9:51.787
12	1	2:00.151	24.588	58.965	36.598	173.5	1:08:40.080	6	1	7:39.617	6:17.409	50.885	31.323		17:31.404
13	1	2:11.261 B	24.273	57.934	49.054	185.1	1:10:51.341	7	1	1:45.506	20.413	50.202	34.891	261.3	19:16.910
<b>75</b> Porsche 997 GT3 RSR 2009 1.Lee MAXTED-PAGE GT2C								8							
1	1	2:15.668	41.433	58.267	35.968		2:15.668	8	1	2:00.757 B	20.900	59.582	40.275	255.8	21:17.667
2	1	1:53.011	22.344	55.509	35.158	229.8	4:08.679	9	1	3:02.810 B	58.907	1:00.707	1:03.196		24:20.477
3	1	1:51.819	22.064	54.210	35.545	234.6	6:00.498	10	1	37:44.875	...	52.049	32.569		1:02:05.352
4	1	1:52.758	22.281	54.932	35.545	224.2	7:53.256	11	1	1:43.577	22.348	50.002	31.227	219.3	1:03:48.929
5	1	1:52.284	22.437	54.756	35.091	226.5	9:45.540	12	1	1:42.890	21.488	48.847	32.555	229.3	1:05:31.819
6	1	2:27.351 B	23.928	1:01.683	1:01.740	219.7	12:12.891	13	1	1:40.640	20.542	48.817	31.281	258.8	1:07:12.459
7	1	7:02.195	5:29.360	57.650	35.185		19:15.086	14	1	2:06.972 B	23.372	1:01.014	42.586	244.5	1:09:19.431
8	1	1:52.281	21.627	55.622	35.032	232.7	21:07.367	<b>89</b> Porsche 997 GT3 R 2010 1.Paul PHILLIPS INV							
9	1	2:13.754 B	21.930	54.105	57.719	227.9	23:21.121								
10	1	39:09.248	...	1:01.631	36.171		1:02:30.369								



**ENDURANCE RACING LEGENDS**  
**ESTORIL CLASSICS**  
**QUALIFYING 1**

**Sector Analysis**

ESTORIL 4,182 Km.											<span style="color: green;">■</span> Personal Best <span style="color: purple;">■</span> Session Best <span style="color: blue;">■</span> Crossing the finish line in pit lane																												
Lap	D	Time	Sector 1	Sector 2	Sector 3	T. Spd	Elapsed	Lap	D	Time	Sector 1	Sector 2	Sector 3	T. Spd	Elapsed																								
1	1	3:16.509	1:30.070	1:07.117	39.322		3:16.509	12	1	1:59.837	24.189	58.376	37.272	209.7	1:06:49.635																								
2	1	2:08.018	25.254	1:03.825	38.939	189.9	5:24.527	13	1	<span style="background-color: #c8e6c9;">1:58.127</span>	<span style="background-color: #c8e6c9;">23.598</span>	<span style="background-color: #c8e6c9;">57.951</span>	<span style="background-color: #c8e6c9;">36.578</span>	226.9	1:08:47.762																								
3	1	2:00.404	23.390	57.972	39.042	202.8	7:24.931	14	1	2:18.584 <b>B</b>	24.064	59.295	55.225	199.9	1:11:06.346																								
4	1	<span style="background-color: #c8e6c9;">1:55.366</span>	<span style="background-color: #c8e6c9;">23.085</span>	<span style="background-color: #c8e6c9;">56.229</span>	<span style="background-color: #c8e6c9;">36.052</span>	207.0	9:20.297	<div style="border: 1px solid black; padding: 5px;"> <b>100</b> Morgan Aero 8 GT3 2009 1. Roger WHITESIDE    INV           </div>							1	1	3:38.312	1:50.269	1:05.744	42.299	3:38.312																		
5	1	53:48.425	24.197	...	39.803	187.0	1:03:08.722								2	1	2:03.097	26.095	59.623	37.379	180.6	5:41.409																	
6	1	2:01.679	24.923	58.808	37.948	184.2	1:05:10.401								3	1	1:59.246	24.101	58.143	37.002	194.6	7:40.655																	
7	1	2:01.413	24.672	59.220	37.521	199.1	1:07:11.814								4	1	1:59.861	25.380	56.982	37.499	187.6	9:40.516																	
8	1	2:00.533	25.090	58.884	36.559	216.3	1:09:12.347								5	1	2:25.793 <b>B</b>	25.129	1:00.123	1:00.541	188.6	12:06.309																	
9	1	2:30.918 <b>B</b>	23.904	1:00.468	1:06.546	199.5	1:11:43.265								6	1	5:44.257	4:04.359	1:01.093	38.805		17:50.566																	
<div style="border: 1px solid black; padding: 5px;"> <b>90</b> Lola B2K/40 2002 1. Olivier HUEZ    LMP2B           </div>																7	1	1:57.664	24.095	57.475	36.094	191.2	19:48.230																
																8	1	1:58.839	23.477	59.128	36.234	199.5	21:47.069																
																9	1	2:29.984 <b>B</b>	<span style="background-color: #c8e6c9;">22.942</span>	1:06.602	1:00.440	221.0	24:17.053																
																10	1	37:13.806	...	1:02.273	37.123		1:01:30.859																
																11	1	2:04.022	25.572	58.179	40.271	180.3	1:03:34.881																
																12	1	1:57.847	24.486	<span style="background-color: #c8e6c9;">56.512</span>	36.849	179.1	1:05:32.728																
																13	1	1:58.217	24.282	57.671	36.264	176.0	1:07:30.945																
																14	1	<span style="background-color: #c8e6c9;">1:56.635</span>	23.795	57.033	<span style="background-color: #c8e6c9;">35.807</span>	186.4	1:09:27.580																
																15	1	2:31.847 <b>B</b>	26.525	1:04.483	1:00.839	171.3	1:11:59.427																
<div style="border: 1px solid black; padding: 5px;"> <b>102</b> Aston Martin DBRS9 2007 1. Grégory DRIOT    INV           </div>																1	1	3:08.258	1:20.185	1:07.679	40.394	3:08.258																	
																2	1	2:08.115	27.590	1:01.540	38.985	170.0	5:16.373																
																3	1	2:00.568	24.826	58.744	36.998	183.0	7:16.941																
																4	1	2:15.434 <b>B</b>	23.855	57.701	53.878	215.0	9:32.375																
																5	1	8:55.327	7:19.830	58.581	36.916		18:27.702																
																6	1	1:56.749	<span style="background-color: #c8e6c9;">22.904</span>	57.717	36.128	217.1	20:24.451																
																7	1	<span style="background-color: #c8e6c9;">1:54.956</span>	23.248	<span style="background-color: #c8e6c9;">56.374</span>	<span style="background-color: #c8e6c9;">35.334</span>	208.1	22:19.407																
																<div style="border: 1px solid black; padding: 5px;"> <b>115</b> Porsche 996 GT3-RSR 2006 1. Marc DEVIS    GT2C 2. Mathias DEVIS           </div>																1	1	3:12.409	1:26.133	1:06.754	39.522	3:12.409	
																																2	1	2:01.169	25.662	59.807	35.700	182.1	5:13.578
3	1	1:55.760	23.427	57.843	34.490	235.1	7:09.338																																
4	1	1:49.751	<span style="background-color: #c8e6c9;">21.514</span>	54.793	33.444	238.2	8:59.089																																
5	1	1:48.987	21.569	53.678	33.740	240.3	10:48.076																																
6	1	2:09.923 <b>B</b>	21.953	57.524	50.446	240.8	12:57.999																																
7	2	5:03.508	3:32.292	56.670	34.546		18:01.507																																
8	2	1:50.610	22.134	53.604	34.872	222.8	19:52.117																																
9	2	1:48.459	21.886	53.014	33.559	231.2	21:40.576																																
10	2	2:15.877 <b>B</b>	21.936	53.925	1:00.016	236.2	23:56.453																																
11	2	36:07.116	...	54.933	33.804		1:00:03.569																																
12	2	1:51.756	24.774	53.740	<span style="background-color: #c8e6c9;">33.242</span>	180.3	1:01:55.325																																
13	2	1:52.371	24.216	54.087	34.068	205.8	1:03:47.696																																
14	2	1:50.166	22.601	53.544	34.021	216.7	1:05:37.862																																
15	2	1:48.832	22.156	53.064	33.612	228.3	1:07:26.694																																
16	2	<span style="background-color: #c8e6c9;">1:47.177</span>	21.917	<span style="background-color: #c8e6c9;">51.914</span>	33.346	226.5	1:09:13.871																																
17	2	2:23.019 <b>B</b>	23.293	58.419	1:01.307	224.2	1:11:36.890																																
<div style="border: 1px solid black; padding: 5px;"> <b>159</b> Porsche 993 GT2 1995 1. Jean-Louis BONNET    GT2A           </div>																1	1	3:14.887	1:25.205	1:09.876	39.806	3:14.887																	
																2	1	2:09.457	26.517	1:03.355	39.585	167.7	5:24.344																
																3	1	2:04.591	25.611	1:01.386	37.594	176.3	7:28.935																
																<div style="border: 1px solid black; padding: 5px;"> <b>92</b> TVR Tuscan T400R 2003 1. Jason CLEGG    GT2B           </div>																1	1	4:36.417	2:50.245	1:06.324	39.848	4:36.417	
																																2	1	2:04.429	25.407	1:03.323	35.699	181.8	6:40.846
																																3	1	1:52.486	22.901	54.836	34.749	218.9	8:33.332
																																4	1	1:51.352	22.301	54.606	34.445	232.2	10:24.684
																																5	1	2:15.362 <b>B</b>	<span style="background-color: #c8e6c9;">21.967</span>	57.735	55.660	227.9	12:40.046
																																6	1	5:48.936	4:12.922	59.501	36.513		18:28.982
7	1	1:51.997	21.999	55.777	34.221	241.8	20:20.979																																
8	1	<span style="background-color: #c8e6c9;">1:50.270</span>	21.976	<span style="background-color: #c8e6c9;">54.143</span>	<span style="background-color: #c8e6c9;">34.151</span>	236.2	22:11.249																																
9	1	2:37.645 <b>B</b>	22.238	1:11.575	1:03.832	223.7	24:48.894																																
10	1	38:08.345	...	57.580	35.295		1:02:57.239																																
11	1	1:52.885	22.302	54.198	36.385	230.7	1:04:50.124																																
12	1	1:51.101	22.597	54.249	34.255	221.0	1:06:41.225																																
13	1	1:54.114	23.446	55.344	35.324	189.9	1:08:35.339																																
14	1	1:54.091	22.331	55.190	36.570	232.7	1:10:29.430																																
<div style="border: 1px solid black; padding: 5px;"> <b>97</b> Marcos LM500 1994 1. Stephen KEATING    GT2A           </div>																1	1	3:38.894	1:51.811	1:07.149	39.934	3:38.894																	
																2	1	2:07.923	26.782	1:02.955	38.186	163.2	5:46.817																
																3	1	2:06.705	24.648	1:02.398	39.659	215.4	7:53.522																
																4	1	2:02.342	24.683	1:00.330	37.329	207.7	9:55.864																
																5	1	2:30.316 <b>B</b>	24.450	1:02.033	1:03.833	203.9	12:26.180																
																6	1	6:18.939	4:39.881	1:01.322	37.736		18:45.119																
																7	1	2:02.454	24.751	1:00.040	37.663	197.7	20:47.573																
																8	1	2:11.509 <b>B</b>	24.644	58.762	48.103	195.6	22:59.082																
																9	1	37:43.913	...	1:04.512	37.223		1:00:42.995																
10	1	2:03.908	25.846	59.834	38.228	194.6	1:02:46.903																																
11	1	2:02.895	24.719	59.525	38.651	185.1	1:04:49.798																																



ENDURANCE RACING LEGENDS  
ESTORIL CLASSICS  
QUALIFYING 1

Sector Analysis

Personal Best Session Best B Crossing the finish line in pit lane

Lap	D	Time	Sector 1	Sector 2	Sector 3	T. Spd	Elapsed	Lap	D	Time	Sector 1	Sector 2	Sector 3	T. Spd	Elapsed
4	1	2:02.284	24.686	1:00.050	37.548	206.2	9:31.219	15	1	1:54.236	22.795	55.864	35.577	231.2	1:09:58.366
5	1	2:28.210 B	24.020	1:03.760	1:00.430	218.4	11:59.429	16	1	2:43.367 B	22.548	1:14.249	1:06.570	242.9	1:12:41.733
6	1	6:39.019	4:59.740	1:02.324	36.955		18:38.448								
7	1	2:02.565	24.999	1:00.333	37.233	191.9	20:41.013								
8	1	2:01.520	23.812	1:00.793	36.915	207.7	22:42.533								
9	1	2:52.911 B	33.268	1:12.720	1:06.923	152.2	25:35.444								

**167** Porsche 997 GT3 RSR 2008  
1.Erik MARIS GT2C

1	1	4:01.824 B	2:08.541	1:03.327	49.956		4:01.824
2	1	5:04.277	3:34.450	55.398	34.429		9:06.101
3	1	1:48.012	21.498	53.081	33.433	247.8	10:54.113
4	1	3:03.215 B	58.976	1:09.103	55.136	258.2	13:57.328
5	1	4:53.158	3:23.190	55.029	34.939		18:50.486
6	1	1:50.059	21.168	54.004	34.887	254.1	20:40.545
7	1	1:49.232	21.866	53.924	33.442	249.5	22:29.777
8	1	2:37.583 B	31.524	1:12.229	53.830	206.6	25:07.360
9	1	38:50.090	...	57.378	34.259		1:03:57.450
10	1	1:46.891	21.202	52.391	33.298	252.3	1:05:44.341
11	1	1:46.266	20.962	51.463	33.841	256.4	1:07:30.607
12	1	1:47.421	21.447	52.742	33.232	255.8	1:09:18.028

**190** Ferrari F430 GTC Evo 2009  
1.Pierre EHRET GT2C

1	1	2:50.299	1:13.720	1:00.395	36.184		2:50.299
2	1	1:50.368	22.017	54.560	33.791	231.7	4:40.667
3	1	1:49.919	22.119	54.226	33.574	223.3	6:30.586
4	1	1:49.738	21.683	53.790	34.265	241.3	8:20.324
5	1	1:46.695	21.529	52.321	32.845	247.2	10:07.019
6	1	2:13.858 B	21.271	53.034	59.553	243.4	12:20.877
7	1	7:45.063	6:12.447	57.181	35.435		20:05.940
8	1	1:46.607	21.404	52.152	33.051	231.2	21:52.547
9	1	2:13.369 B	21.256	56.382	55.731	253.5	24:05.916
10	1	35:48.429	...	57.623	36.031		59:54.345
11	1	1:50.450	24.540	52.986	32.924	185.4	1:01:44.795
12	1	1:47.713	22.539	51.691	33.483	236.7	1:03:32.508
13	1	1:47.931	21.710	53.042	33.179	224.6	1:05:20.439
14	1	1:49.459	20.912	53.333	35.214	251.8	1:07:09.898
15	1	1:45.277	20.930	51.645	32.702	250.6	1:08:55.175
16	1	2:05.141 B	22.764	52.762	49.615	257.6	1:11:00.316

**311** Porsche 996 GT3-RSR 2005  
1.Heiko OSTMANN GT2B

1	1	4:34.267	2:43.009	1:09.344	41.914		4:34.267
2	1	2:09.204	27.178	1:05.274	36.752	181.8	6:43.471
3	1	1:55.256	23.095	56.037	36.124	234.2	8:38.727
4	1	1:55.830	23.171	56.513	36.146	230.7	10:34.557
5	1	2:30.286 B	23.954	1:10.917	55.415	227.9	13:04.843
6	1	6:12.862	4:35.497	1:00.973	36.392		19:17.705
7	1	1:57.383	23.169	57.819	36.395	227.4	21:15.088
8	1	2:13.372 B	22.852	55.670	54.850	233.7	23:28.460
9	1	6:38.029 B	...				30:06.489
10	1	30:18.433	...	1:01.317	36.485		1:00:24.922
11	1	1:55.465	24.226	55.803	35.436	213.8	1:02:20.387
12	1	1:54.726	23.597	55.415	35.714	200.9	1:04:15.113
13	1	1:53.578	22.640	55.224	35.714	232.2	1:06:08.691
14	1	1:55.439	22.846	56.015	36.578	235.1	1:08:04.130

**964** Porsche 964 Carrera RSR 1996  
1.Christophe GADAIS INV

1	1	6:55.215	4:53.750	1:16.999	44.466		6:55.215
2	1	2:21.957	30.927	1:09.154	41.876	145.6	9:17.172
3	1	2:23.347	28.433	1:09.574	45.340	167.5	11:40.519
4	1	3:12.024 B	41.479	1:27.649	1:02.896	94.6	14:52.543
5	1	4:09.870	2:20.765	1:06.930	42.175		19:02.413
6	1	2:17.954	26.818	1:10.200	40.936	181.2	21:20.367
7	1	2:27.204 B	26.854	1:03.680	56.670	194.6	23:47.571