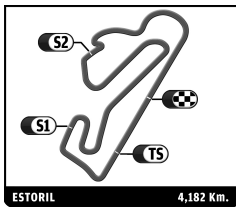


CLASSIC ENDURANCE RACING 2
ESTORIL CLASSICS
QUALIFYING

Sector Analysis

Personal Best Session Best B Crossing the finish line in pit lane

Lap	D	Time	Sector 1	Sector 2	Sector 3	T. Spd	Elapsed	Lap	D	Time	Sector 1	Sector 2	Sector 3	T. Spd	Elapsed
2		Lola T298 1979					P-2L	11		Cheetah G601 1976					P-2L
		1. Frédéric DA ROCHA								1. Beat EGGIMANN					
1	1	2:37.860	1:00.228	1:01.795	35.837		2:37.860	1	1	2:23.126	44.385	1:01.543	37.198		2:23.126
2	1	1:57.820	24.010	56.335	37.475	201.7	4:35.680	2	1	1:57.503	25.824	57.679	34.000	167.2	4:20.629
3	1	1:52.210	22.821	54.749	34.640	226.5	6:27.890	3	1	1:48.461	22.339	53.094	33.028	239.7	6:09.090
4	1	2:19.852	B 22.106	56.680	1:01.066	236.7	8:47.742	4	1	2:17.905	B 21.290	52.589	1:04.026	246.7	8:26.995
5	1	4:13.119	2:42.542	56.025	34.552		13:00.861	5	1	3:43.364	2:15.753	54.190	33.421		12:10.359
6	1	1:52.160	22.665	54.890	34.605	235.7	14:53.021	6	1	1:46.939	21.865	52.314	32.760	242.9	13:57.298
7	1	1:51.010	23.046	53.832	34.132	237.7	16:44.031	7	1	1:47.115	21.590	52.653	32.872	247.2	15:44.413
8	1	1:51.065	21.653	54.606	34.806	237.7	18:35.096	8	1	1:45.765	21.114	52.072	32.579	251.2	17:30.178
9	1	2:02.401	B 22.208	53.918	46.275	239.2	20:37.497	9	1	1:46.361	22.041	51.768	32.552	238.2	19:16.539
10	1	4:44.484	3:14.787	55.474	34.223		25:21.981	10	1	1:47.492	22.254	52.274	32.964	248.9	21:04.031
11	1	1:50.016	21.770	53.830	34.416	235.7	27:11.997	11	1	1:47.038	21.753	52.264	33.021	247.2	22:51.069
12	1	1:48.864	21.860	53.211	33.793	235.1	29:00.861	12	1	1:46.039	21.648	51.852	32.539	247.8	24:37.108
13	1	1:48.882	21.717	53.135	34.030	237.2	30:49.743	13	1	1:57.867	B 22.239	53.755	41.873	245.6	26:34.975
14	1	1:50.151	21.175	53.490	35.486	241.3	32:39.894	14	1	5:15.465	3:39.119	1:03.009	33.337		31:50.440
15	1	1:52.774	21.959	55.276	35.539	236.2	34:32.668	15	1	1:45.590	21.252	51.784	32.554	247.2	33:36.030
16	1	1:50.834	21.353	54.110	35.371	239.7	36:23.502	16	1	1:45.878	21.172	52.130	32.576	251.2	35:21.908
17	1	1:52.110	21.556	53.521	37.033	237.7	38:15.612	17	1	1:46.039	20.696	52.595	32.748	252.9	37:07.947
18	1	1:49.307	21.443	54.118	33.746	238.7	40:04.919	18	1	1:44.756	21.016	51.702	32.038	248.9	38:52.703
19	1	2:31.833	B 22.034	1:01.860	1:07.939	237.2	42:36.752	19	1	2:09.589	B 24.212	1:03.264	42.113	236.7	41:02.292
3		Porsche 935 1981					GT2	18		Porsche 935 1981					GT2
		1. Emmanuel BRIGAND								1. Zak BROWN					
		2. Richard DEAN								2. Richard DEAN					
1	1	2:40.426	1:03.223	1:01.954	35.249		2:40.426	1	2	13:51.996	...	1:04.778	38.109		13:51.996
2	1	1:50.368	21.914	53.894	34.560	237.2	4:30.794	2	2	1:58.460	23.829	57.713	36.918	192.2	15:50.456
3	1	1:47.695	21.143	52.467	34.085	247.2	6:18.489	3	2	1:53.789	22.694	55.280	35.815	210.1	17:44.245
4	1	2:11.459	B 21.410	52.748	57.301	246.7	8:29.948	4	2	1:50.605	22.049	53.397	35.159	212.5	19:34.850
5	1	4:31.385	3:02.389	54.293	34.703		13:01.333	5	2	2:10.886	25.806	1:07.340	37.740	189.9	21:45.736
6	1	1:47.248	21.179	51.680	34.389	260.7	14:48.581	6	2	1:57.924	22.227	59.574	36.123	223.7	23:43.660
7	1	1:47.849	21.524	52.515	33.810	247.8	16:36.430	7	2	1:49.990	21.595	53.751	34.644	236.7	25:33.650
8	1	1:47.629	21.331	52.183	34.115	255.2	18:24.059	8	2	2:19.487	B 25.890	1:02.389	51.208	199.1	27:53.137
9	1	1:47.718	20.835	52.721	34.162	257.0	20:11.777								
10	1	1:46.711	20.843	52.275	33.593	261.3	21:58.488								
11	1	2:24.094	B 24.377	1:04.994	54.723	218.4	24:22.582								
12	1	5:27.361	3:59.832	53.185	34.344		29:49.943								
13	1	1:46.337	20.750	51.780	33.807	272.2	31:36.280								
14	1	1:47.001	21.310	51.779	33.912	264.4	33:23.281								
15	1	2:37.915	B 25.754	1:11.082	1:01.079	215.9	36:01.196								
10		Osella PA5 1977					P-2L	20		Porsche 935 1976					GT2
		1. Roberto TURRIZIANI								1. Eric ZUCCATTI					
		2. Gianluigi CANDIANI								2. Marc de SIEBENTHAL					
1	2	2:28.914	49.625	1:03.096	36.193		2:28.914	1	1	3:18.614	1:27.802	1:09.177	41.635		3:18.614
2	2	1:54.900	23.499	55.887	35.514	227.4	4:23.814	2	1	2:08.381	29.610	1:00.783	37.988	152.4	5:26.995
3	2	1:51.488	23.180	53.544	34.764	232.7	6:15.302	3	1	2:03.011	25.194	59.951	37.866	182.4	7:30.006
4	2	2:13.001	B 22.073	54.498	56.430	233.2	8:28.303	4	1	2:46.473	35.288	1:19.159	52.026	94.1	10:16.479
5	1	4:41.015	3:04.600	59.336	37.079		13:09.318	5	1	2:04.972	28.974	59.059	36.939	166.9	12:21.451
6	1	1:54.177	24.671	55.590	33.916	221.9	15:03.495	6	1	1:57.614	24.244	56.789	36.581	195.3	14:19.065
7	1	1:51.308	22.643	54.143	34.522	199.9	16:54.803	7	1	1:57.453	24.373	56.387	36.693	210.9	16:16.518
8	1	2:16.119	B 24.037	58.974	53.108	194.6	19:10.922	8	1	1:57.693	23.292	56.323	38.078	211.3	18:14.211
9	1	7:27.123	5:48.944	1:01.761	36.418		26:38.045	9	1	2:07.068	B 23.665	56.474	46.929	195.3	20:21.279
10	1	1:50.231	22.331	53.625	34.275	228.8	28:28.276	10	1	3:27.244	1:54.677	56.323	36.244		23:48.523
11	1	1:49.263	22.024	53.295	33.944	232.7	30:17.539	11	1	1:56.399	23.175	57.410	35.814	214.2	25:44.922
12	1	2:36.549	B 27.425	1:10.108	59.016	190.6	32:54.088	12	1	1:54.905	23.632	55.469	35.804	206.6	27:39.827
13	1	4:58.079	3:27.632	55.750	34.697		37:52.167	13	1	1:54.618	23.276	55.850	35.492	203.2	29:34.445
14	1	1:50.141	22.201	53.542	34.398	227.4	39:42.308	14	1	1:54.186	23.430	55.403	35.353	205.8	31:28.631
								15	1	1:53.599	23.042	55.289	35.268	215.0	33:22.230
								16	1	1:54.174	23.282	55.521	35.371	212.1	35:16.404
								17	1	1:54.502	23.335	55.236	35.931	212.9	37:10.906
								18	1	1:56.203	23.573	55.573	37.057	217.6	39:07.109
								19	1	1:53.281	23.031	55.070	35.180	215.4	41:00.390
								20	1	2:39.870	B 30.847	1:10.321	58.702	105.3	43:40.260

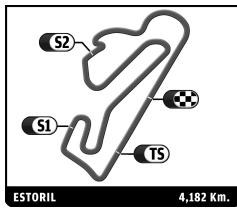


CLASSIC ENDURANCE RACING 2
ESTORIL CLASSICS
QUALIFYING

Sector Analysis

Personal Best Session Best B Crossing the finish line in pit lane

Lap	D	Time	Sector 1	Sector 2	Sector 3	T. Spd	Elapsed	Lap	D	Time	Sector 1	Sector 2	Sector 3	T. Spd	Elapsed	
21	Chevron B26 1974 1. John EMBERSON 2. Nigel GREENSALL							P-2L	10	1	1:58.070	24.068	57.890	36.112	204.7	26:23.332
	1	2:21.471	42.515	1:00.772	38.184		2:21.471	11	1	1:57.712	24.558	56.954	36.200	197.4	28:21.044	
	2	1:11.957 B	26.296	57.843	47.818	178.0	4:33.428	12	1	2:30.106 B	25.400	1:09.501	55.205	193.2	30:51.150	
	3	1:49.598	22.315	52.632	34.651	217.6	17:59.286	13	1	4:42.794	3:08.282	58.015	36.497		35:33.944	
	4	1:49.598	22.315	52.632	34.651	217.6	17:59.286	14	1	1:58.085	25.009	57.115	35.961	176.3	37:32.029	
	5	1:49.598	22.315	52.632	34.651	217.6	17:59.286	15	1	1:58.974	24.722	57.946	36.306	180.0	39:31.003	
	6	1:50.019	22.875	53.314	33.830	202.4	16:09.688	16	1	2:45.098 B	29.000	1:16.078	1:00.020	163.0	42:16.101	
	7	1:49.598	22.315	52.632	34.651	217.6	17:59.286									
	8	1:47.776	21.795	52.256	33.725	221.0	19:47.062									
	9	1:49.413	22.077	53.418	33.918	221.5	21:36.475									
	10	1:48.175	22.207	52.353	33.615	228.3	23:24.650									
	11	1:56.436 B	22.418	52.915	41.103	209.7	25:21.086									
	12	6:00.688	4:32.551	54.092	34.045		31:21.774									
	13	2:46.329	21.502	51.858	32.969	230.7	33:08.103									
	14	2:44.783	20.974	51.178	32.631	242.4	34:52.886									
	15	2:44.540	20.690	51.207	32.643	245.6	36:37.426									
	16	2:44.074	20.818	50.825	32.431	245.1	38:21.500									
	17	2:43.427	20.473	50.648	32.306	242.9	40:04.927									
	18	2:30.122 B	20.513	1:01.422	1:08.187	247.2	42:35.049									
22	Chevron B31 1975 1. Russell BÜSST							P-2L								
	1	2:23.334	46.373	1:00.332	36.629		2:23.334									
	2	1:55.583	23.634	56.511	35.438	207.0	4:18.917									
	3	1:46.263	21.101	51.996	33.166	244.0	6:05.180									
	4	2:16.338 B	21.311	53.013	1:02.014	245.1	8:21.518									
	5	4:22.284	2:54.175	54.235	33.874		12:43.802									
	6	1:54.774	23.157	54.952	36.665	231.2	14:38.576									
	7	1:46.597	20.984	51.786	33.827	246.1	16:25.173									
	8	1:46.335	21.220	51.422	33.693	244.5	18:11.508									
	9	1:46.243	21.047	51.852	33.344	244.5	19:57.751									
	10	1:47.241	21.166	51.947	34.128	236.2	21:44.992									
	11	2:20.312 B	24.851	1:00.126	55.335	228.3	24:05.304									
	12	10:26.354	8:55.694	56.659	34.001		34:31.658									
	13	1:46.526	21.252	51.745	33.529	245.1	36:18.184									
	14	1:49.618	21.083	52.487	36.048	244.5	38:07.802									
	15	1:46.169	20.847	51.869	33.453	246.1	39:53.971									
	16	2:27.253 B	23.515	1:01.548	1:02.190	245.1	42:21.224									
23	March 75S 1975 1. Greg HART							P-2L								
	1	3:05.974	1:25.921	1:04.006	36.047		3:05.974									
	2	1:56.602	23.432	56.210	36.960	217.6	5:02.576									
29	TOJ SS02 1974 1. Hugo MÉZARD							P-2L								
	1	4:38.358	2:36.725	1:18.257	43.376		4:38.358									
	2	2:02.964	26.463	58.967	37.534	174.9	6:41.322									
	3	2:46.040 B	24.257	1:14.070	1:07.713	205.4	9:27.362									
	4	4:58.036	3:20.641	1:00.843	36.552		14:25.398									
	5	2:01.696	24.832	59.507	37.357	202.0	16:27.094									
	6	1:59.974	24.782	57.774	37.418	193.6	18:27.068									
	7	1:59.674	24.846	57.574	37.254	196.7	20:26.742									
	8	2:00.190	25.741	57.884	36.565	174.9	22:26.932									
	9	1:58.330	24.642	57.348	36.340	193.2	24:25.262									
36	Lotus Esprit Gr.5 1979 1. Greg CATON							GT2								
	1	3:01.035	1:23.784	1:01.405	35.846		3:01.035									
	2	1:58.188	24.134	56.244	37.810	192.2	4:59.223									
	3	1:49.956	22.401	53.618	33.937	219.7	6:49.179									
	4	2:41.310 B	21.839	1:10.662	1:08.809	229.3	9:30.489									
	5	7:27.879	5:47.634	1:04.780	35.465		16:58.368									
	6	1:49.258	21.853	53.409	33.996	231.2	18:47.626									
	7	1:48.732	21.742	53.085	33.905	233.2	20:36.358									
	8	1:50.185	21.750	53.547	34.888	230.7	22:26.543									
	9	2:04.847 B	21.924	53.129	49.794	231.2	24:31.390									
50	Lola T286 1976 1. Maxime GUENAT							P+2L								
	1	4:51.836	3:19.716	57.901	34.219		4:51.836									
	2	1:44.418	20.665	51.542	32.211	245.6	6:36.254									
	3	2:32.344 B	19.922	1:05.435	1:06.987	261.3	9:08.598									
	4	3:40.044	2:15.730	51.751	32.563		12:48.642									
	5	1:43.510	20.506	50.028	32.976	258.8	14:32.152									
	6	1:43.629	20.551	50.208	32.870	250.6	16:15.781									
	7	1:43.194	20.206	50.390	32.598	261.3	17:58.975									
	8	1:42.591	20.392	49.916	32.283	251.2	19:41.566									
	9	2:09.038 B	22.622	57.181	49.235	200.6	21:50.604									
	10	6:48.057	5:24.540	51.459	32.058		28:38.661									
	11	1:42.569	20.455	50.245	31.869	259.4	30:21.230									
	12	1:42.439	20.442	50.056	31.941	247.8	32:03.669									
	13	1:41.976	19.933	49.881	32.162	267.0	33:45.645									
	14	2:10.384 B	20.068	1:01.109	49.207	269.6	35:56.029									
52	TOJ SC304 1976 1. Yves SCEMAMA							P+2L								
	1	5:03.538	3:27.327	1:00.609	35.602		5:03.538									
	2	1:48.976	22.985	53.296	32.695	194.6	6:52.514									
	3	2:30.103	20.967	1:12.943	56.193	249.5	9:22.617									
	4	2:06.136	38.788	54.982	32.366	86.5	11:28.753									
	5	1:43.175	20.571	50.768	31.836	244.0	13:11.928									
	6	1:42.510	20.690	50.224	31.596	241.3	14:54.438									
	7	1:48.917	22.569	53.645	32.703	200.2	16:43.355									
	8	1:53.297 B	20.763	51.375	41.159	237.7	18:36.652									
	9	3:36.018	2:12.965	51.139	31.914		22:12.670									
	10	1:42.357	20.260	50.513	31.584	258.8	23:55.027									
	11	2:11.108 B	20.069	1:01.624	49.415	260.7	26:06.135									
	12	4:13.539	2:48.998	52.409	32.132		30:19.674									
	13	1:46.148	20.989	52.790	32.369	226.5	32:05.822									
	14	1:42.769	20.454	50.471	31.844	244.0	33:48.591									
	15	1:46.780	20.296	51.734	34.750	258.2	35:35.371									
	16	1:44.542	21.542	50.883	32.117	207.7	37:19.913									
	17	1:44.116	20.290	50.987	32.839	254.1	39:04.029									
	18	1:43.783	20.601	51.291	31.891	237.7	40:47.812									

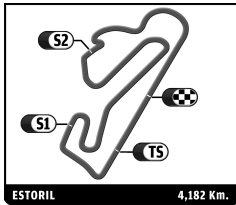


CLASSIC ENDURANCE RACING 2
ESTORIL CLASSICS
QUALIFYING

Sector Analysis

Personal Best Session Best B Crossing the finish line in pit lane

Lap	D	Time	Sector 1	Sector 2	Sector 3	T. Spd	Elapsed	Lap	D	Time	Sector 1	Sector 2	Sector 3	T. Spd	Elapsed		
55	Porsche 934/5 1978																
		1.Dennis BUSCH	GT2														
		2.Marc BUSCH															
1	2	2:59.928	1:06.396	1:16.544	36.988		2:59.928	1	1	3:52.542 B	1:40.598	1:16.292	55.652		3:52.542		
2	2	1:53.225	24.857	54.607	33.761	188.0	4:53.153	2	1	2:55.650	1:18.331	1:01.637	35.682		6:48.192		
3	2	1:48.667	21.670	53.333	33.664	233.7	6:41.820	3	1	2:31.409	21.816	1:10.833	58.760	229.8	9:19.601		
4	2	2:41.123 B	21.602	1:14.568	1:04.953	224.2	9:22.943	4	1	2:12.931	39.002	59.241	34.688	90.4	11:32.532		
5	2	3:42.971	2:03.638	58.717	40.616		13:05.914	5	1	1:49.437	21.610	53.617	34.210	230.2	13:21.969		
6	2	1:48.532	21.523	53.300	33.709	232.7	14:54.446	6	1	1:48.159	21.677	52.879	33.603	232.2	15:10.128		
7	2	1:57.157	21.850	1:00.583	34.724	216.3	16:51.603	7	1	2:08.912 B	21.730	56.100	51.082	236.7	17:19.040		
8	2	1:47.797	21.278	52.804	33.715	247.2	18:39.400	8	1	4:43.433	3:11.639	57.458	34.336		22:02.473		
9	2	2:09.531 B	22.157	57.092	50.282	215.9	20:48.931	9	1	1:47.617	21.424	52.560	33.633	234.2	23:50.090		
10	1	4:08.978	2:35.495	58.761	34.722		24:57.909	10	1	1:49.795	21.805	53.062	34.928	221.5	25:39.885		
11	1	1:47.572	21.567	52.699	33.306	228.8	26:45.481	11	1	1:48.159	21.445	52.934	33.780	231.7	27:28.044		
12	1	1:47.957	21.535	52.538	33.884	242.9	28:33.438	12	1	1:50.952	21.238	53.921	35.793	242.4	29:18.996		
13	1	2:03.305	22.796	1:05.063	35.446	218.0	30:36.743	13	1	1:51.547	21.590	54.698	35.259	236.7	31:10.543		
14	1	1:47.892	21.232	52.971	33.689	243.4	32:24.635	14	1	2:01.723 B	21.495	54.499	45.729	231.2	33:12.266		
15	1	1:46.586	20.939	52.229	33.418	242.4	34:11.221										
16	1	1:46.297	21.142	51.943	33.212	243.4	35:57.518										
17	1	1:46.486	20.908	52.145	33.433	245.6	37:44.004										
18	1	2:12.132 B	22.353	1:01.096	48.683	237.2	39:56.136										
59	BMW M1 Procar 1979																
		1.Sebastian GLASER	GT2														
		2.Patrich SIMON															
1	2	2:29.566	51.385	1:02.240	35.941		2:29.566	1	1	2:41.524	1:06.343	59.369	35.812		2:41.524		
2	2	2:00.109	23.463	54.527	42.119	201.3	4:29.675	2	1	2:10.021 B	22.039	53.975	54.007	235.1	4:51.545		
3	2	2:03.165	21.724	59.528	41.913	222.8	6:32.840	3	1	7:52.270	6:25.101	54.185	32.984		12:43.815		
4	2	2:43.882 B	21.845	1:14.211	1:07.826	225.1	9:16.722	4	1	1:48.765	21.390	53.411	33.964	235.7	14:32.580		
5	2	3:21.961	1:49.756	58.294	33.911		12:38.683	5	1	1:49.275	21.629	54.345	33.301	238.2	16:21.855		
6	2	1:46.972	21.407	52.527	33.038	221.9	14:25.655	6	1	2:10.182 B	21.521	53.197	55.464	231.7	18:32.037		
7	2	1:47.404	21.224	53.005	33.175	234.2	16:13.059	7	1	10:14.617	8:46.364	54.788	33.465		28:46.654		
8	2	1:47.434	21.335	52.717	33.382	230.2	18:00.493	8	1	1:50.571	22.547	53.972	34.052	230.7	30:37.225		
9	2	2:11.789 B	23.859	57.083	50.847	198.1	20:12.282	9	1	1:54.626	23.898	57.071	33.657	233.2	32:31.851		
10	1	5:21.941	3:49.763	57.546	34.632		25:34.223	10	1	1:47.622	21.628	53.066	32.928	232.7	34:19.473		
11	1	1:49.540	22.146	53.482	33.912	209.3	27:23.763	11	1	1:56.074	21.569	1:00.498	34.007	244.5	36:15.547		
12	1	1:47.224	21.354	52.653	33.217	241.8	29:10.987	12	1	1:55.771	21.705	54.104	39.962	231.7	38:11.318		
13	1	1:48.005	21.442	52.909	33.654	234.2	30:58.992	13	1	1:50.489	21.426	54.850	34.213	225.1	40:01.807		
14	1	1:47.750	21.438	52.772	33.540	240.3	32:46.742	14	1	2:39.944 B	22.433	1:08.704	1:08.807	214.6	42:41.751		
15	1	2:00.300 B	21.424	55.267	43.609	244.5	34:47.042										
77	Porsche 934 Carrera RSR 1976																
		1.Luca LITTARDI	GT2														
		2.Claudio RODDARO															
1	1	11:14.604	8:42.856	1:37.618	54.130		11:14.604	1	1	3:42.949	1:48.001	1:11.298	43.650		3:42.949		
2	1	2:22.486	32.792	1:12.348	37.346	140.8	13:37.090	2	1	2:08.754	27.028	1:03.451	38.275	171.9	5:51.703		
3	1	1:54.720	23.393	56.634	34.693	233.7	15:31.810	3	1	2:19.205	23.976	58.041	57.188	206.2	8:10.908		
4	1	2:51.639 B	28.317	1:16.877	1:06.445	215.0	18:23.449	4	1	2:49.691	42.400	1:29.957	37.334	82.6	11:00.599		
5	1	8:18.077	6:25.742	1:07.335	45.000		26:41.526	5	1	1:54.837	22.009	57.271	35.557	241.3	12:55.436		
6	1	2:03.894	26.575	1:00.426	36.893	216.7	28:45.420	6	1	1:54.257	22.768	55.287	36.202	213.4	14:49.693		
7	1	2:00.410	25.982	57.794	36.634	212.9	30:45.830	7	1	1:51.826	22.171	55.076	34.579	225.1	16:41.519		
8	1	1:56.510	23.317	57.352	35.841	220.6	32:42.340	8	1	1:52.492	22.067	55.491	34.934	228.3	18:34.011		
9	1	2:00.571	27.251	56.927	36.393	235.7	34:42.911	9	1	1:52.131	22.266	54.193	35.672	225.1	20:26.142		
10	1	1:54.919	22.901	55.903	36.115	208.1	36:37.830	10	1	2:04.660	26.879	1:01.734	36.047	175.4	22:30.802		
11	1	1:53.652	22.766	55.724	35.162	211.7	38:31.482	11	1	2:20.128 B	22.048	1:06.187	51.893	238.7	24:50.930		
12	1	2:12.716	25.580	1:08.245	38.891	235.7	40:44.198	12	1	5:53.173	4:13.060	1:02.555	37.558		30:44.103		
							35.175	23.575	55.559	35.381	195.6	32:38.618					
							36.634	212.9	30:45.830	14	1	1:51.494	22.283	54.506	34.705	230.7	34:30.112
							216.7	28:45.420	15	1	1:51.529	22.161	54.860	34.508	217.6	36:21.641	
							212.9	30:45.830	16	1	1:50.979	22.053	54.270	34.656	219.3	38:12.620	
							212.9	30:45.830	17	1	2:20.574 B	23.456	1:06.006	51.112	230.7	40:33.194	
80	Ferrari 512 BBLM 1982																
		1.Emile BREITTMAYER	GT2														
1	1	3:52.542 B	1:40.598	1:16.292	55.652		3:52.542										
2	1	2:55.650	1:18.331	1:01.637	35.682		6:48.192										
3	1	2:31.409	21.816	1:10.833	58.760	229.8	9:19.601										
4	1	2:12.931	39.002	59.241	34.688	90.4	11:32.532										
5	1	1:49.437	21.610	53.617	34.210	230.2	13:21.969										
6	1	1:48.159	21.677	52.879	33.603	232.2	15:10.128										
7	1	2:08.912 B	21.730	56.100	51.082	236.7	17:19.040										
8	1	4:43.433	3:11.639	57.458	34.336		22:02.473										
9	1	1:47.617	21.424	52.560	33.633	234.2	23:50.090										
10	1	1:49.795	21.805	53.062	34.928	221.5	25:39.885										
11	1	1:48.159	21.445	52.934	33.780	231.7	27:28.044										
12	1	1:50.952	21.238	53.921	35.793	242.4	29:18.996										
13	1	1:51.547	21.590	54.698	35.259	236.7	31:10.543										
14	1	2:01.723 B	21.495	54.499	45.729	231.2	33:12.266										
85	Lola T292 1973																
		1.Tony SINCLAIR	P-2L														
1	1	2:41.524	1:06.343	59.369	35.812		2:41.524										
2	1	2:10.021 B	22.039	53.975	54.007	235.1	4:51.545										
3	1	7:52.270	6:25.101	54.185	32.984		12:43.815										
4	1	1:48.765	21.390	53.411	33.964	235.7	14:32.580										
5	1	1:49.275	21.629	54.345	33.301	238.2	16:21.855										
6	1	2:10.182 B	21.521	53.197	55.464	231.7	18:32.037										
7	1	10:14.617	8:46.364	54.788	33.465		28:46.654										
8	1	1:50.571	22.547	53.972	34.052	230.7	30:37.225										
9	1	1:54.626	23.898	57.071	33.657	233.2	32:31.851										
10	1	1:47.622	21.628	53.066	32.928	232.7	34:19.473										
11	1	1:56.074	21.569	1:00.498	34.007	244.5	36:15.547										
12	1	1:55.771	21.705	54.104	39.962	231.7	38:11.318										
13	1	1:50.489	21.426	54.850	34.213	225.1	40:01.807										
14	1	2:39.944 B	22.433	1:08.704	1:08.807	214.6	42:41.751										
90	Porsche 935 K3 1980																
		1.Andreas ROLNER	GT2														
1	1	3:42.949	1:48.001	1:11.298	43.650		3:42.949										
2	1	2:08.754	27.028	1:03.451	38.275	171.9	5:51.703										
3	1	2:19.205	23.976	58.041	57.188	206.2	8:10.908										
4	1	2:49.691	42.400	1:29.957	37.334	82.6	11:00.599										
5	1	1:54.837	22.009	57.271	35.557	241.3	12:55.436										
6	1	1:54.257															



CLASSIC ENDURANCE RACING 2
ESTORIL CLASSICS
QUALIFYING

Sector Analysis

■ Personal Best ■ Session Best B Crossing the finish line in pit lane

Lap	D	Time	Sector 1	Sector 2	Sector 3	T. Spd	Elapsed	Lap	D	Time	Sector 1	Sector 2	Sector 3	T. Spd	Elapsed
1	2	2:24.258	50.534	59.448	34.276		2:24.258								
2	2	1:51.571	23.390	54.729	33.452	210.1	4:15.829								
3	2	1:45.749	21.179	51.823	32.747	233.2	6:01.578								
4	2	2:07.732 B	20.652	51.938	55.142	244.0	8:09.310								
5	1	10:55.082	9:25.496	54.357	35.229		19:04.392								
6	1	2:38.300 B	35.978	1:05.668	56.654	117.2	21:42.692								
7	1	3:00.690	1:32.568	53.661	34.461		24:43.382								
8	1	1:48.941	21.212	53.408	34.321	238.7	26:32.323								
9	1	2:06.185 B	21.511	55.029	49.645	247.2	28:38.508								
10	2	5:38.734	4:03.067	1:01.250	34.417		34:17.242								
11	2	1:44.582	20.576	51.365	32.641	240.3	36:01.824								
12	2	1:59.654	23.844	1:01.957	33.853	213.4	38:01.478								
13	2	1:43.685	20.308	50.900	32.477	245.1	39:45.163								
14	2	2:12.426 B	24.210	1:00.349	47.867	212.1	41:57.589								

173 Porsche 934 (C) 1978
1. Pedro BETHENCOURT
2. Mario SILVA
GT2

1	1	3:28.112	1:31.166	1:13.660	43.286		3:28.112
2	1	2:16.639	31.262	1:05.403	39.974	127.9	5:44.751
3	1	2:35.329 B	28.800	1:04.219	1:02.310	136.1	8:20.080
4	2	7:13.205	5:33.709	1:03.930	35.566		15:33.285
5	2	1:56.226	23.442	57.327	35.457	213.4	17:29.511
6	2	1:56.292	24.535	55.777	35.980	198.8	19:25.803
7	2	2:37.821 B	26.466	1:11.387	59.968	195.3	22:03.624

181 BMW M1 Procar 1981
1. Olivier BREITMAYER
GT2

1	1	2:35.338	54.768	1:02.073	38.497		2:35.338
2	1	1:55.817	23.229	54.689	37.899	210.9	4:31.155
3	1	1:48.785	21.592	53.086	34.107	228.3	6:19.940
4	1	2:24.673 B	21.329	56.519	1:06.825	237.7	8:44.613
5	1	4:09.105	2:34.162	57.106	37.837		12:53.718
6	1	1:48.201	21.458	52.701	34.042	241.3	14:41.919
7	1	1:51.522	21.000	54.423	36.099	252.3	16:33.441
8	1	1:48.970	21.179	53.044	34.747	249.5	18:22.411
9	1	2:10.083 B	21.271	54.510	54.302	244.5	20:32.494

188 March 75S 1975
1. Kevin COOKE
P-2L

1	1	3:48.757	2:12.477	1:00.269	36.011		3:48.757
2	1	1:53.829	24.362	54.819	34.648	197.7	5:42.586
3	1	1:52.424	22.890	54.900	34.634	237.7	7:35.010
4	1	2:48.134 B	31.032	1:19.553	57.549	130.5	10:23.144
5	1	3:41.334	2:10.701	55.841	34.792		14:04.478
6	1	1:52.230	22.982	55.060	34.188	218.4	15:56.708
7	1	1:51.773	22.983	54.637	34.153	227.4	17:48.481
8	1	1:50.776	22.275	53.790	34.711	238.7	19:39.257
9	1	2:04.572 B	22.739	56.930	44.903	236.2	21:43.829
10	1	6:16.961	4:44.611	57.707	34.643		28:00.790
11	1	1:50.020	22.466	53.806	33.748	231.7	29:50.810
12	1	1:51.678	22.969	54.727	33.982	239.7	31:42.488
13	1	1:50.374	22.439	53.993	33.942	232.7	33:32.862
14	1	1:51.314	22.968	54.442	33.904	240.8	35:24.176
15	1	1:50.249	22.248	53.519	34.482	240.3	37:14.425
16	1	1:50.180	22.587	53.626	33.967	240.3	39:04.605
17	1	1:51.686	22.749	54.466	34.471	239.7	40:56.291