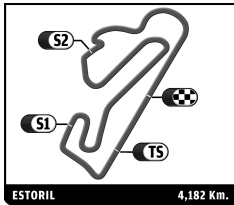


CLASSIC ENDURANCE RACING 1
ESTORIL CLASSICS
RACE

Sector Analysis

Personal Best Session Best B Crossing the finish line in pit lane

Lap	D	Time	Sector 1	Sector 2	Sector 3	T. Spd	Elapsed	Lap	D	Time	Sector 1	Sector 2	Sector 3	T. Spd	Elapsed
2		Lola T210 1970 1. Frank JACOB					P-2L	25	2	2:04.696	25.706	1:02.777	36.213	198.8	57:55.165
1	1	2:05.701	30.418	59.434	35.849			26	2	2:13.085	28.282	1:07.514	37.289	188.9	1:00:08.250
2	1	1:55.764	23.692	56.411	35.661	215.0		27	2	2:04.430	24.567	1:03.470	36.393	214.6	1:02:12.680
3	1	1:55.148	23.090	56.373	35.685	218.0									
4	1	1:55.479	23.534	56.457	35.488	227.4									
5	1	1:55.985	23.135	56.744	36.106	216.7									
6	1	2:05.853	24.680	1:03.585	37.588	199.1									
7	1	2:45.872	25.274	1:40.605	39.993	180.0									
8	1	1:57.123	22.753	58.307	36.063	211.3									
9	1	1:56.423	23.642	57.402	35.379	203.2									
10	1	2:00.913	24.621	59.345	36.947	214.6									
11	1	3:05.521	27.960	1:35.570	1:01.991	166.9									
12	1	2:29.913	47.213	1:05.887	36.813	66.5									
13	1	1:54.057	22.973	55.557	35.527	222.4									
14	1	1:55.824	23.585	56.673	35.566	203.2									
15	1	2:04.581	23.655	56.188	44.738	200.9									
16	1	4:21.730	2:46.103	59.382	36.245										
17	1	1:55.777	23.688	56.143	35.946	213.4									
18	1	2:53.003	38.630	1:33.471	40.902	90.3									
19	1	1:56.502	23.670	55.657	37.175	216.7									
20	1	2:13.092	25.011	56.645	51.436	173.5									
21	1	3:45.164	51.467	1:52.820	1:00.877	68.9									
22	1	2:37.869	47.453	1:12.591	37.825	72.8									
23	1	1:55.192	23.216	56.091	35.885	213.4									
24	1	1:53.782	23.349	55.220	35.213	235.1									
25	1	1:54.079	22.976	55.935	35.168	220.2									
26	1	1:53.186	22.139	55.289	35.758	236.2									
27	1	1:53.826	23.126	55.686	35.014	211.7	1:01:17.359								
								6		Porsche 911 Carrera RSR 2.8L (C) 1973 1. Kurt THIEL					GT1
								1	1	2:14.574	34.243	1:01.613	38.718		2:14.574
								2	1	2:02.532	24.288	1:00.185	38.059	208.9	4:17.106
								3	1	2:02.799	24.030	1:00.299	38.470	219.3	6:19.905
								4	1	2:04.214	25.297	1:00.731	38.186	206.6	8:24.119
								5	1	2:06.743	24.930	1:00.865	40.948	219.7	10:30.862
								6	1	2:10.602	26.399	1:02.890	41.313	178.8	12:41.464
								7	1	2:12.107	27.427	1:03.613	41.067	156.5	14:53.571
								8	1	2:05.998	24.984	1:01.463	39.551	198.1	16:59.569
								9	1	2:06.873	25.394	1:02.082	39.397	221.9	19:06.442
								10	1	2:12.631	25.912	1:07.404	39.315	215.9	21:19.073
								11	1	2:29.979	25.635	1:04.483	59.861	217.6	23:49.052
								12	1	2:41.020	47.173	1:13.188	40.659	91.6	26:30.072
								13	1	2:03.965	25.796	1:00.302	37.867	190.6	28:34.037
								14	1	2:13.383	24.697	1:00.917	47.769	215.4	30:47.420
								15	1	4:39.698	2:56.546	1:02.571	40.581		35:27.118
								16	1	2:06.233	24.806	1:02.285	39.142	215.0	37:33.351
								17	1	2:04.913	24.426	1:01.746	38.741	220.2	39:38.264
								18	1	2:05.498	24.287	1:01.838	39.373	222.8	41:43.762
								19	1	2:07.176	25.436	1:02.638	39.102	207.7	43:50.938
								20	1	2:06.209	25.170	1:02.267	38.772	220.6	45:57.147
								21	1	3:20.812	28.090	1:56.336	56.386	187.3	49:17.959
								22	1	2:41.836	48.607	1:13.693	39.536	76.2	51:59.795
								23	1	2:02.248	23.833	1:00.164	38.251	226.5	54:02.043
								7		Lola T70 Mk.3B 1969 1. Toni SEILER					P+2L
								1	1	1:50.867	24.039	53.028	33.800		1:50.867
								2	1	1:48.494	21.487	52.762	34.245	215.9	3:39.361
								3	1	1:48.777	21.481	52.601	34.695	218.4	5:28.138
								4	1	1:50.588	21.726	53.019	35.843	227.4	7:18.726
								5	1	1:51.638	22.512	54.607	34.519	196.0	9:10.364
								6	1	2:00.679	21.965	53.742	44.972	221.5	11:11.043
								7	1	3:09.117	44.015	1:45.355	39.747	81.7	14:20.160
								8	1	1:50.408	22.225	53.408	34.775	223.7	16:10.568
								9	1	1:49.199	21.626	53.290	34.283	222.8	17:59.767
								10	1	2:02.301	23.561	56.503	42.237	214.2	20:02.068
								11	1	3:29.260	45.866	1:38.615	1:04.779	77.8	23:31.328
								12	1	2:31.802	44.703	1:05.914	41.185	80.7	26:03.130
								13	1	1:51.766	23.448	53.819	34.499	218.0	27:54.896
								14	1	2:00.188	21.968	53.874	44.346	219.3	29:55.084
								15	1	4:28.092	2:55.084	54.462	38.546		34:23.176
								16	1	1:56.634	24.511	56.027	36.096	185.4	36:19.810
								17	1	2:00.745	24.186	57.950	38.609	204.7	38:20.555
								18	1	2:52.914	39.053	1:33.460	40.401	85.2	41:13.469
								19	1	1:52.467	23.729	53.798	34.940	209.7	43:05.936
								20	1	2:15.431	22.449	56.832	56.150	217.1	45:21.367
								21	1	3:45.107	51.462	1:52.121	1:01.524	67.3	49:06.474
								22	1	2:38.066	47.445	1:11.498	39.123	75.2	51:44.540
								23	1	1:50.336	22.590	53.466	34.280	216.7	53:34.876
								24	1	1:48.442	21.355	52.836	34.251	230.7	55:23.318
								25	1	1:50.318	21.235	53.072	36.011	232.2	57:13.636

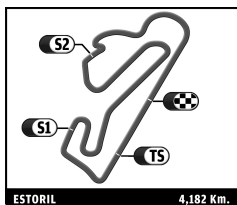


CLASSIC ENDURANCE RACING 1
ESTORIL CLASSICS
RACE

Sector Analysis

Personal Best Session Best B Crossing the finish line in pit lane

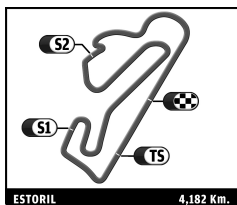
Lap	D	Time	Sector 1	Sector 2	Sector 3	T. Spd	Elapsed	Lap	D	Time	Sector 1	Sector 2	Sector 3	T. Spd	Elapsed
26	1	1:50.385	21.617	53.775	34.993	234.2	59:04.021	23	1	2:41.889 B	28.184	1:13.016	1:00.689	155.9	54:51.853
27	1	1:49.789	21.523	53.316	34.950	229.3	1:00:53.810	15 Chevron B19 1971							
8 Chevron B21 1972								P-2L							
1. Romain BELLETESTE								1. John EMBERSON							
2. Christophe GADAIS								2. Nigel GREENSALL							
1	1	2:02.854	29.834	57.970	35.050		2:02.854	1	1	1:55.985	26.874	54.731	34.380		1:55.985
2	1	1:53.405	22.452	55.655	35.298	214.2	3:56.259	2	1	1:51.210	22.187	54.411	34.612	214.6	3:47.195
3	1	1:54.423	22.764	56.137	35.522	205.0	5:50.682	3	1	1:50.958	23.100	53.887	33.971	216.7	5:38.153
4	1	1:53.019	23.052	55.374	34.593	205.4	7:43.701	4	1	1:49.812	21.762	54.150	33.900	218.4	7:27.965
5	1	1:52.722	22.716	55.015	34.991	207.7	9:36.423	5	1	1:49.372	21.991	53.334	34.047	201.7	9:17.337
6	1	1:59.697	22.257	59.741	37.699	212.9	11:36.120	6	1	1:57.669	21.964	54.379	41.326	217.6	11:15.006
7	1	2:55.326	27.767	1:51.043	36.516	181.2	14:31.446	7	1	3:06.651	42.270	1:45.592	38.789	89.0	14:21.657
8	1	1:53.048	22.358	55.654	35.036	226.0	16:24.494	8	1	1:52.894	22.445	55.540	34.909	210.5	16:14.551
9	1	1:53.423	23.490	54.930	35.003	213.8	18:17.917	9	1	1:50.861	22.251	54.282	34.328	218.4	18:05.412
10	1	2:12.448	26.571	1:07.497	38.380	203.9	20:30.365	10	1	2:29.576	56.547	57.611	35.418	225.6	20:34.988
11	1	3:05.772	28.028	1:35.201	1:02.543	171.9	23:36.137	11	1	3:05.631	27.833	1:35.615	1:02.183	154.1	23:40.619
12	1	2:40.841 B	47.174	1:04.442	49.225	61.3	26:16.978	12	1	2:41.877 B	46.932	1:05.746	49.199	64.7	26:22.496
13	2	4:23.480	2:53.431	55.525	34.524		30:40.458	16 Lola T212 1971							
14	2	1:51.894	22.559	54.709	34.626	225.6	32:32.352	P-2L							
15	2	1:55.542	22.371	55.351	37.820	222.8	34:27.894	1	1	1:54.959	26.005	54.667	34.287		1:54.959
16	2	2:01.218	26.100	58.948	36.170	152.7	36:29.112	2	1	1:51.697	22.692	54.582	34.423	221.5	3:46.656
17	2	1:55.997	23.663	55.735	36.599	184.8	38:25.109	3	1	1:50.755	22.147	54.268	34.340	225.6	5:37.411
18	2	2:52.117	38.123	1:34.534	39.460	90.2	41:17.226	4	1	1:49.745	22.076	53.775	33.894	223.3	7:27.156
19	2	1:58.245	22.831	57.207	38.207	213.4	43:15.471	5	1	1:49.849	21.932	53.864	34.053	224.6	9:17.005
20	2	2:11.183	25.296	55.581	50.306	166.7	45:26.654	6	1	1:57.545	21.730	54.607	41.208	222.4	11:14.550
21	2	3:44.903	51.251	1:54.490	59.162	63.1	49:11.557	7	1	3:06.381	42.237	1:45.620	38.524	88.3	14:20.931
22	2	2:38.372	47.428	1:12.528	38.416	70.0	51:49.929	8	1	1:52.474	22.888	55.198	34.388	212.9	16:13.405
23	2	1:53.273	22.822	54.990	35.461	206.6	53:43.202	9	1	1:50.190	22.087	53.884	34.219	218.9	18:03.595
24	2	1:53.075	22.798	55.361	34.916	212.9	55:36.277	10	1	2:01.117	23.021	58.522	39.574	221.0	20:04.712
25	2	1:51.646	22.342	54.770	34.534	219.3	57:27.923	11	1	3:28.260	45.167	1:38.505	1:04.588	84.0	23:32.972
26	2	1:50.912	22.250	54.291	34.371	218.4	59:18.835	12	1	2:30.817	45.810	1:05.244	39.763	68.9	26:03.789
27	2	1:52.115	22.415	54.683	35.017	214.2	1:01:10.950	13	1	1:53.607	24.237	54.740	34.630	205.4	27:57.396
12 Porsche 911 Carrera RSR 3.0 (C) 1975															
1. Ricardo BRAVO								GT1							
1	1	2:09.431	30.918	1:00.566	37.947		2:09.431	14	1	2:00.866 B	22.488	53.806	44.572	223.7	29:58.262
2	1	1:57.358	23.631	57.159	36.568	215.4	4:06.789	15	1	4:22.887	2:49.650	55.285	37.952		34:21.149
3	1	1:56.720	23.049	57.232	36.439	228.8	6:03.509	16	1	1:57.650	24.725	56.538	36.387	188.0	36:18.799
4	1	1:55.854	22.888	56.861	36.105	228.8	7:59.363	17	1	2:00.454	23.577	58.523	38.354	203.9	38:19.253
5	1	1:56.623	22.971	57.076	36.576	229.3	9:55.986	18	1	2:53.542	38.028	1:33.262	42.252	88.4	41:12.795
6	1	2:07.974	24.341	1:05.016	38.617	226.5	12:03.960	19	1	1:54.429	24.190	54.774	35.465	219.7	43:07.224
7	1	2:43.124	24.621	1:33.925	44.578	192.9	14:47.084	20	1	2:15.195	22.675	55.796	56.724	214.2	45:22.419
8	1	1:58.206	23.426	58.555	36.225	219.7	16:45.290	21	1	3:44.868	51.248	1:52.486	1:01.134	66.5	49:07.287
9	1	1:56.214	22.941	57.171	36.102	227.4	18:41.504	22	1	2:37.629	47.661	1:11.004	38.964	75.2	51:44.916
10	1	2:05.314	26.013	1:02.020	37.281	221.5	20:46.818	23	1	1:51.703	23.047	54.560	34.096	218.9	53:36.619
11	1	2:55.850	24.906	1:28.737	1:02.207	193.9	23:42.668	24	1	1:49.639	22.041	53.596	34.002	222.4	55:26.258
12	1	2:43.014 B	46.989	1:07.604	48.421	72.0	26:25.682	25	1	1:48.707	21.620	53.220	33.867	233.2	57:14.965
13	1	5:14.878	3:37.994	1:00.904	35.980		31:40.560	26	1	1:49.946	21.772	53.813	34.361	233.7	59:04.911
14	1	1:56.568	23.443	57.035	36.090	223.3	33:37.128	27	1	1:49.932	22.133	53.909	33.890	222.8	1:00:54.843
15	1	2:08.667	24.247	1:03.132	41.288	219.3	35:45.795	17 Chevron B8 1969							
16	1	2:16.351	27.815	1:05.459	43.077	175.4	38:02.146	P-2L							
17	1	2:13.751	27.662	1:04.980	41.109	166.7	40:15.897	1	1	2:10.114	33.058	1:00.919	36.137		2:10.114
18	1	2:05.071	26.803	1:01.729	36.539	184.5	42:20.968	2	1	1:58.684			36.034	198.8	4:08.798
19	1	1:58.411	24.317	57.785	36.309	207.7	44:19.379	3	1	1:57.865			36.296	205.4	6:06.663
20	1	1:59.050	25.448	57.067	36.535	190.2	46:18.429	4	1	1:56.860	23.540	57.560	35.760	195.6	8:03.523
21	1	3:04.831	23.933	1:44.290	56.608	204.3	49:23.260	5	1	1:57.496			36.670	222.8	10:01.019
22	1	2:46.704	46.435	1:17.246	43.023	83.5	52:09.964	6	1	2:04.392	23.780	1:02.365	38.247	205.4	12:05.411
								7	1	2:44.366			44.889	170.3	14:49.777
								8	1	2:06.636 B			43.861	196.7	16:56.413



CLASSIC ENDURANCE RACING 1
ESTORIL CLASSICS
RACE

Sector Analysis

											■ Personal Best			■ Session Best			■ Crossing the finish line in pit lane		
Lap	D	Time	Sector 1	Sector 2	Sector 3	T. Spd	Elapsed	Lap	D	Time	Sector 1	Sector 2	Sector 3	T. Spd	Elapsed				
19	Chevron B19 1971 1. Rolf SIGRIST							P-2L											
1	1	1:52.593	25.238	53.788	33.567		1:52.593												
2	1	1:48.155	21.610	52.782	33.763	242.4	3:40.748												
3	1	1:48.572	21.316	53.652	33.604	241.3	5:29.320												
4	1	1:49.906	21.789	53.644	34.473	243.4	7:19.226												
5	1	1:49.160	22.331	52.948	33.881	219.3	9:08.386												
6	1	2:02.143	21.538	54.673	45.932	238.7	11:10.529												
7	1	3:09.742	43.576	1:44.348	41.818	75.9	14:20.271												
8	1	1:51.355	23.006	54.721	33.628	227.4	16:11.626												
9	1	1:49.286	21.893	53.477	33.916	230.7	18:00.912												
10	1	2:18.990	35.779	1:06.376	36.835	248.4	20:19.902												
11	1	3:14.479	32.687	1:38.066	1:03.726	187.0	23:34.381												
12	1	2:29.810	46.520	1:04.190	39.100	68.1	26:04.191												
13	1	1:51.276	23.348	53.943	33.985	219.3	27:55.467												
14	1	2:00.465	B	22.399	53.605	44.461	225.1	29:55.932											
15	1	4:26.835	2:52.465	55.292	39.078		34:22.767												
16	1	1:56.284	23.857	56.146	36.281	204.7	36:19.051												
17	1	2:00.669	23.613	58.641	38.415	191.5	38:19.720												
18	1	2:53.314	38.521	1:33.061	41.732	91.7	41:13.034												
19	1	1:49.775	23.315	52.963	33.497	226.0	43:02.809												
20	1	2:17.753	22.280	53.780	1:01.693	239.7	45:20.562												
21	1	3:45.195	50.788	1:52.009	1:02.398	65.2	49:05.757												
22	1	2:38.714	46.593	1:11.627	40.494	72.6	51:44.471												
23	1	1:50.914	23.038	53.751	34.125	223.3	53:35.385												
24	1	1:48.610	21.752	52.756	34.102	236.7	55:23.995												
25	1	1:50.179	21.772	52.962	35.445	234.6	57:14.174												
26	1	1:50.359	21.666	53.493	35.200	240.8	59:04.533												
27	1	1:49.838	21.814	53.412	34.612	247.8	1:00:54.371												
21	De Tomaso Pantera Gr. IV 1975 1. Detlef VON DER LIECK 2. Ralf KELLENS							GT1											
1	1	2:09.741	32.491	59.689	37.561		2:09.741												
2	1	1:58.203	24.138	58.069	35.996	203.2	4:07.944												
3	1	1:57.092	23.838	57.549	35.705	208.1	6:05.036												
4	1	1:56.618	23.304	57.320	35.994	216.3	8:01.654												
5	1	1:58.263	24.368	57.759	36.136	198.4	9:59.917												
6	1	2:04.903	23.926	1:02.577	38.400	208.5	12:04.820												
7	1	2:43.229	25.012	1:34.089	44.128	193.9	14:48.049												
8	1	1:58.967	23.826	59.041	36.100	207.4	16:47.016												
9	1	1:58.505	23.760	58.611	36.134	200.6	18:45.521												
10	1	2:16.640	28.904	1:07.560	40.176	176.5	21:02.161												
11	1	2:43.116	27.323	1:13.796	1:01.997	182.1	23:45.277												
12	1	2:47.198	B	46.758	1:10.526	49.914	94.7	26:32.475											
13	2	4:38.383	3:06.593	56.823	34.967		31:10.858												
14	2	1:52.632	22.320	55.457	34.855	221.5	33:03.490												
15	2	1:56.170	22.307	56.018	37.845	221.9	34:59.660												
16	2	2:19.857	37.880	1:05.604	36.373	94.1	37:19.517												
17	2	1:56.229	23.483	57.372	35.374	197.4	39:15.746												
18	2	2:04.372	23.669	1:01.458	39.245	189.6	41:20.118												
19	2	1:58.619	23.671	56.693	38.255	214.6	43:18.737												
20	2	2:11.884	25.840	57.537	48.507	175.4	45:30.621												
21	2	3:43.948	49.888	1:55.233	58.827	71.0	49:14.569												
22	2	2:38.156	47.819	1:11.668	38.669	70.9	51:52.725												
23	2	1:52.916	22.795	55.058	35.063	214.2	53:45.641												
24	2	1:51.851	22.019	54.809	35.023	219.7	55:37.492												
22	Chevron B16 1970 1. Didier ROBIN 2. Maxime ROBIN							P-2L											
1	1	2:05.926	33.721	57.398	34.807		2:05.926												
2	1	1:51.242	22.521	54.249	34.472	224.2	3:57.168												
3	1	1:52.911	22.057	55.467	35.387	218.9	5:50.079												
4	1	1:52.218	23.221	54.336	34.661	220.6	7:42.297												
24	Lola T212 1971 1. Christophe BEAUDON							P-2L											
1	1	2:01.425	28.839	57.133	35.453		2:01.425												
2	1	1:53.432	22.731	55.341	35.360	235.7	3:54.857												
3	1	1:54.960	22.970	55.477	36.513	200.9	5:49.817												
4	1	1:54.421	23.709	56.005	34.707	238.7	7:44.238												
5	1	1:52.802	22.523	55.113	35.166	222.4	9:37.040												
6	1	1:59.456	22.512	59.345	37.599	235.1	11:36.496												
7	1	2:55.693	27.714	1:51.731	36.248	180.0	14:32.189												
8	1	1:52.904	21.924	55.777	35.203	229.3	16:25.093												
9	1	1:52.381	22.334	54.769	35.278	244.0	18:17.474												
10	1	2:10.881	25.790	1:07.671	37.420	237.2	20:28.355												
11	1	3:07.589	28.526	1:36.063	1:03.000	176.5	23:35.944												
12	1	2:39.513	B	46.324	1:04.682	48.507	57.6	26:15.457											
13	1	4:13.150	2:42.417	55.994	34.739		30:28.607												
14	1	1:55.430	23.227	57.552	34.651	215.0	32:24.037												
15	1	1:55.272	22.760	55.149	37.363	234.6	34:19.309												
16	1	1:58.761	25.260	56.877	36.624	195.3	36:18.070												
17	1	1:59.963	23.367	58.634	37.962	231.7	38:18.033												
18	1	2:54.617	38.585	1:33.104	42.928	94.8	41:12.650												
19	1	1:56.997	24.716	55.625	36.656	225.6	43:09.647												
20	1	2:13.726	24.050	57.247	52.429	229.3	45:23.373												
21	1	3:44.527	51.139	1:52.423	1:00.965	68.3	49:07.900												
22	1	2:39.052	47.567	1:13.161	38.324	71.7	51:46.952												
23	1	1:53.712	23.152	55.593	34.967	229.3	53:40.664												
24	1	1:53.716	22.946	55.667	35.103	232.7	55:34.380												
25	1	1:53.698	22.750	55.827	35.121	234.6	57:28.078												
26	1	1:53.766	23.228	55.460	35.078	207.4	59:21.844												
27	1	1:53.110	23.036	55.012	35.062	221.5	1:01:14.954												
35	Lola T70 Mk.3B 1969 1. Armand MILLE							P+2L											
1	1	1:49.598	23.271	52.710	33.617		1:49.598												
2	1	1:47.809	21.352	52.868	33.589	227.4	3:37.407												
3	1	1:47.179	21.209	52.450	33.520	232.2	5:24.586												
4	1	1:47.374	21.167	52.587	33.620	233.7	7:11.960												
5	1	1:47.530	21.023	52.471	34.036	235.1	8:59.490												
6	1	2:07.257	20.959	53.780	52.518	241.8	11:06.747												
7	1	3:09.296	43.329	1:43.715	42.252	83.8	14:16.043												
8	1	1:47.752	21.974	52.583	33.195	235.7	16:03.795												
9	1	1:47.271	20.954	52.659	33.658	247.8	17:51.066												
10	1	2:11.809	B	21.982	54.222	55.605	233.7	20:02.875											
11	1	21:53.507	B	...	54.366	43.662		41:56.382											
12	1	2:47.483	1:15.361	53.307	38.815		44:43.865												
13	1	2:12.738	27.659	1:04.288	40.791	171.3	46:56.603												
14	1	2:28.920	27.440	1:05.941	55.539	178.3	49:25.523												



CLASSIC ENDURANCE RACING 1
ESTORIL CLASSICS
RACE

Sector Analysis

Personal Best Session Best B Crossing the finish line in pit lane

Lap	D	Time	Sector 1	Sector 2	Sector 3	T. Spd	Elapsed	Lap	D	Time	Sector 1	Sector 2	Sector 3	T. Spd	Elapsed
15	1	2:45.581	45.949	1:19.335	40.297	85.1	52:11.104	16	1	5:07.990	3:26.004	1:04.437	37.549		37:45.184
16	1	1:47.858	21.718	52.434	33.706	233.2	53:58.962	17	1	2:00.095	24.863	58.603	36.629	184.2	39:45.279
17	1	1:48.446	22.097	52.866	33.483	226.9	55:47.408	18	1	2:06.384	25.653	1:01.202	39.529	181.8	41:51.663
18	1	1:46.634	21.363	52.006	33.265	239.2	57:34.042	19	1	2:10.082	26.880	1:03.896	39.306	172.4	44:01.745
19	1	1:47.952	20.782	53.163	34.007	245.1	59:21.994	20	1	2:08.241	26.311	1:03.107	38.823	185.1	46:09.986
20	1	1:48.618	21.159	53.122	34.337	237.7	1:01:10.612	21	1	3:12.638	26.861	1:48.811	56.966	177.7	49:22.624

36 Porsche 910 1967
1. Jürgen RUDOLPH P-2L

1	1	2:03.020	29.914	57.480	35.626		2:03.020
2	1	1:54.629	23.068	55.718	35.843	207.4	3:57.649
3	1	1:54.316	23.235	55.826	35.255	203.5	5:51.965
4	1	1:54.847	23.188	56.207	35.452	207.4	7:46.812
5	1	1:54.737	23.206	56.111	35.420	209.7	9:41.549
6	1	1:57.045	22.765	57.530	36.750	222.8	11:38.594
7	1	2:55.353	26.401	1:52.337	36.615	188.9	14:33.947
8	1	1:56.134	22.702	56.397	37.035	210.9	16:30.081
9	1	1:55.346	23.106	56.589	35.651	217.1	18:25.427
10	1	2:06.508	26.271	1:01.934	38.303	220.2	20:31.935
11	1	3:06.122	28.135	1:35.408	1:02.579	167.7	23:38.057
12	1	2:29.799	47.063	1:04.931	37.805	61.8	26:07.856
13	1	2:03.685	23.670	56.097	43.918	213.8	28:11.541
14	1	4:20.888	2:49.264	56.343	35.281		32:32.429
15	1	1:56.220	23.391	56.165	36.664	208.9	34:28.649
16	1	2:02.572	25.916	59.475	37.181	148.7	36:31.221
17	1	1:55.901	23.765	56.713	35.423	206.6	38:27.122
18	1	2:51.451	36.968	1:34.430	40.053	88.6	41:18.573

45 Chevron B19 1971
1. Gianluigi CANDIANI P-2L
2. Frédéric ROUVIER

1	1	1:57.379	27.737	55.162	34.480		1:57.379
2	1	1:50.260	21.759	53.999	34.502	253.5	3:47.639
3	1	1:51.494	22.868	54.739	33.887	239.7	5:39.133
4	1	1:50.668	21.677	54.609	34.382	240.3	7:29.801
5	1	1:52.534	23.378	55.117	34.039	247.2	9:22.335
6	1	1:55.509	22.492	56.814	36.203	233.7	11:17.844
7	1	3:05.732	41.422	1:46.225	38.085	91.9	14:23.576
8	1	1:52.401	22.441	55.434	34.526	233.7	16:15.977
9	1	1:51.857	22.324	54.678	34.855	239.7	18:07.834

47 Lola T70 Mk.2 1966
1. Marcel BERNET P+2L

1	1	2:12.429	34.792	1:00.718	36.919		2:12.429
2	1	1:59.331	23.450	59.198	36.683	199.5	4:11.760
3	1	2:01.216	25.091	58.721	37.404	174.6	6:12.976
4	1	2:00.291	24.247	58.731	37.313	189.6	8:13.267
5	1	2:02.315	24.194	1:00.829	37.292	185.1	10:15.582
6	1	2:23.045	25.616	1:08.819	48.610	158.6	12:38.627
7	1	2:13.370	26.611	1:04.090	42.669	167.2	14:51.997
8	1	2:00.833	24.936	59.190	36.707	194.9	16:52.830
9	1	1:59.129	23.701	58.044	37.384	199.9	18:51.959
10	1	2:17.135	29.358	1:06.487	41.290	168.2	21:09.094
11	1	2:38.230	28.394	1:08.586	1:01.250	165.2	23:47.324
12	1	2:41.629	47.072	1:12.581	41.976	99.9	26:28.953
13	1	1:58.764	25.077	57.275	36.412	178.0	28:27.717
14	1	1:59.198	24.392	58.203	36.603	186.7	30:26.915
15	1	2:10.279	24.512	59.799	45.968	195.3	32:37.194

55 Chevron B19 1971
1. François RIVAZ P-2L
2. Alexander FURIANI

1	2	1:54.935	26.231	54.846	33.858		1:54.935
2	2	1:51.212	22.367	54.354	34.491	227.4	3:46.147
3	2	1:50.026	22.296	53.810	33.920	222.8	5:36.173
4	2	1:50.094	21.988	53.812	34.294	224.2	7:26.267
5	2	1:50.004	21.881	53.991	34.132	228.8	9:16.271
6	2	1:55.914	21.974	53.917	40.023	226.5	11:12.185
7	2	3:08.317	43.688	1:45.666	38.963	77.8	14:20.502
8	2	1:50.614	22.205	53.700	34.709	234.2	16:11.116
9	2	1:49.655	22.057	53.526	34.072	220.6	18:00.771
10	2	2:01.901	23.948	56.338	41.615	235.1	20:02.672
11	2	3:29.283	46.409	1:38.301	1:04.573	77.3	23:31.955
12	2	2:39.781	45.162	1:05.494	49.125	76.2	26:11.736
13	2	4:23.371	2:50.530	56.433	36.408		30:35.107
14	2	1:54.699	24.309	54.926	35.464	215.4	32:29.806
15	2	1:55.549	22.566	54.544	38.439	226.0	34:25.355
16	2	2:02.125	26.638	59.563	35.924	166.2	36:27.480
17	2	1:56.225	23.429	56.382	36.414	198.8	38:23.705
18	2	2:51.648	38.192	1:33.745	39.711	91.7	41:15.353
19	2	1:59.130	24.012	57.456	37.662	232.7	43:14.483
20	2	2:11.726	24.734	55.951	51.041	180.0	45:26.209
21	2	3:44.901	51.161	1:54.092	59.648	67.4	49:11.110
22	2	2:37.442	47.260	1:12.368	37.814	71.6	51:48.552
23	2	1:50.735	22.596	54.053	34.086	228.3	53:39.287
24	2	1:48.015	21.597	52.621	33.797	235.7	55:27.302
25	2	1:48.197	21.781	52.692	33.724	237.2	57:15.499
26	2	1:49.183	21.552	53.102	34.529	238.7	59:04.682
27	2	1:50.070	21.947	53.520	34.603	235.7	1:00:54.752

56 Chevron B19 1971
1. Joao Paulo CAMPOS COS P-2L
2. Alexandre BEIRAO

1	1	1:56.882	27.143	55.332	34.407		1:56.882
2	1	1:51.609	22.534	54.701	34.374	226.9	3:48.491
3	1	1:51.575	22.585	54.996	33.994	219.7	5:40.066
4	1	1:50.568	21.911	54.663	33.994	220.6	7:30.634
5	1	1:50.866	22.425	54.424	34.017	223.3	9:21.500
6	1	1:55.484	22.241	56.399	36.844	235.1	11:16.984
7	1	3:04.982	41.849	1:46.023	37.110	89.3	14:21.966
8	1	1:52.574	22.524	55.508	34.542	210.1	16:14.540
9	1	1:50.414	21.952	54.267	34.195	232.7	18:04.954
10	1	2:00.289	23.760	57.202	39.327	223.3	20:05.243
11	1	3:28.630	45.887	1:38.675	1:04.068	71.8	23:33.873
12	1	2:39.000	46.511	1:04.315	48.174	68.4	26:12.873



CLASSIC ENDURANCE RACING 1
ESTORIL CLASSICS
RACE

Sector Analysis

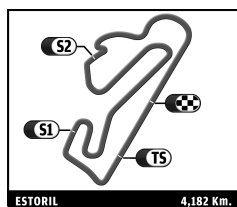
Personal Best Session Best B Crossing the finish line in pit lane

Lap	D	Time	Sector 1	Sector 2	Sector 3	T. Spd	Elapsed	Lap	D	Time	Sector 1	Sector 2	Sector 3	T. Spd	Elapsed
8	1	2:02.263	24.841	59.761	37.661	197.0	16:55.069	5	1	1:52.432	22.418	55.099	34.915	226.0	9:35.827
9	1	2:01.262	23.746	59.518	37.998	205.8	18:56.331	6	1	1:57.907	22.214	59.024	36.669	229.3	11:33.734
10	1	2:13.214	27.450	1:04.911	40.853	174.0	21:09.545	7	1	3:39.311 B	28.597	1:55.800	1:14.914	202.0	15:13.045
11	1	2:38.906	28.708	1:08.632	1:01.566	161.6	23:48.451	70 Lola T70 Mk.3B 1969 1. Pierre-Alain FRANCE P+2L							
12	1	2:41.150	46.924	1:12.421	41.805	102.7	26:29.601	1	1	2:00.537	28.423	57.099	35.015		2:00.537
13	1	2:02.980	25.809	59.422	37.749	174.3	28:32.581	2	1	1:53.076	22.724	55.482	34.870	214.2	3:53.613
14	1	2:13.209 B	24.367	1:00.422	48.420	212.9	30:45.790	3	1	1:54.776	22.903	56.168	35.705	200.6	5:48.389
15	1	4:33.392	2:52.401	1:01.741	39.250		35:19.182	4	1	1:53.247	23.110	55.568	34.569	199.9	7:41.636
16	1	2:07.491	24.775	1:03.954	38.762	200.2	37:26.673	5	1	1:53.007	23.022	54.888	35.097	207.7	9:34.643
17	1	2:02.668	24.646	59.792	38.230	182.7	39:29.341	6	1	1:58.464	22.783	58.814	36.867	213.8	11:33.107
18	1	2:03.597	25.747	1:00.269	37.581	177.7	41:32.938	7	1	2:53.637	28.111	1:46.926	38.600	190.2	14:26.744
19	1	2:03.128	23.930	1:00.568	38.630	215.0	43:36.066	8	1	1:56.444	22.362	56.891	37.191	227.9	16:23.188
20	1	2:03.727	27.047	59.369	37.311	143.7	45:39.793	9	1	1:53.506	22.543	56.081	34.882	212.9	18:16.694
21	1	3:37.078	44.346	1:56.516	56.216	71.4	49:16.871	10	1	2:10.944	24.739	1:08.165	38.040	220.2	20:27.638
22	1	2:40.626	48.936	1:12.748	38.942	75.9	51:57.497	11	1	3:07.534	28.472	1:36.098	1:02.964	166.4	23:35.172
23	1	2:00.391	23.762	59.286	37.343	218.0	53:57.888	12	1	2:38.484 B	46.548	1:04.499	47.437	63.4	26:13.656
24	1	2:01.944	25.351	59.342	37.251	209.3	55:59.832	13	1	4:21.452	2:48.978	55.841	36.633		30:35.108
25	1	2:00.461	23.713	59.034	37.714	210.1	58:00.293	14	1	1:54.214	23.901	54.938	35.375	211.7	32:29.322
26	1	2:00.546	23.770	59.007	37.769	205.0	1:00:00.839	15	1	1:55.362	22.364	54.626	38.372	230.7	34:24.684
27	1	2:01.165	24.204	58.966	37.995	207.7	1:02:02.004	16	1	2:01.536	26.426	59.231	35.879	165.7	36:26.220

Lap	D	Time	Sector 1	Sector 2	Sector 3	T. Spd	Elapsed
1	1	2:05.012	31.536	57.563	35.913		2:05.012
2	1	1:55.252	23.112	56.631	35.509	229.3	4:00.264
3	1	1:55.930	23.110	56.451	36.369	229.3	5:56.194
4	1	1:55.063	23.145	56.385	35.533	230.7	7:51.257
5	1	1:57.170	22.910	58.204	36.056	231.2	9:48.427
6	1	2:04.633	23.708	1:02.988	37.937	221.0	11:53.060
7	1	2:45.602	25.031	1:40.937	39.634	191.9	14:38.662
8	1	1:57.665	22.991	57.529	37.145	228.8	16:36.327
9	1	1:55.855	23.362	56.355	36.138	224.6	18:32.182
10	1	2:01.303	24.642	59.067	37.594	222.8	20:33.485
11	1	3:05.447	27.634	1:35.930	1:01.883	177.4	23:38.932
12	1	2:42.462 B	47.500	1:04.877	50.085	70.7	26:21.394
13	1	4:18.959	2:46.005	57.053	35.901		30:40.353
14	1	1:55.451	23.366	56.485	35.600	230.7	32:35.804
15	1	2:08.620	23.395	57.141	48.084	229.3	34:44.424
16	1	2:00.955	24.983	58.746	37.226	192.2	36:45.379
17	1	1:59.351	24.482	58.053	36.816	193.2	38:44.730
18	1	2:34.922	25.091	1:29.402	40.429	185.7	41:19.652
19	1	1:59.525	24.532	57.598	37.395	227.9	43:19.177
20	1	2:12.175	26.359	57.530	48.286	179.1	45:31.352
21	1	3:43.372	49.888	1:55.373	58.111	67.6	49:14.724
22	1	2:39.156	48.128	1:11.678	39.350	68.6	51:53.880
23	1	1:55.476	23.028	56.456	35.992	225.6	53:49.356
24	1	1:55.979	23.604	56.184	36.191	221.0	55:45.335
25	1	1:56.495	23.291	57.038	36.166	225.1	57:41.830
26	1	1:56.063	23.187	56.468	36.408	226.9	59:37.893
27	1	1:56.600	23.266	56.906	36.428	221.9	1:01:34.493

Lap	D	Time	Sector 1	Sector 2	Sector 3	T. Spd	Elapsed
1	1	2:02.128	29.522	57.204	35.402		2:02.128
2	1	1:53.908	22.582	55.924	35.402	224.6	3:56.036
3	1	1:54.034	22.626	55.850	35.558	218.4	5:50.070
4	1	1:53.325	23.055	55.587	34.683	221.5	7:43.395

Lap	D	Time	Sector 1	Sector 2	Sector 3	T. Spd	Elapsed
1	1	2:07.782	30.584	1:00.459	36.739		2:07.782
2	1	1:56.144	23.523	56.945	35.676	222.4	4:03.926
3	1	1:56.921	23.502	57.044	36.375	218.4	6:00.847
4	1	1:56.558	23.566	56.564	36.428	222.8	7:57.405
5	1	1:56.083	23.454	56.559	36.070	218.9	9:53.488
6	1	2:04.993	24.204	1:04.420	36.369	219.7	11:58.481
7	1	2:48.053	23.491	1:39.667	44.895	207.0	14:46.534
8	1	1:58.293	23.643	58.299	36.351	217.6	16:44.827
9	1	1:55.686	22.583	57.016	36.087	223.7	18:40.513
10	1	2:03.670	26.660	1:01.028	35.982	215.9	20:44.183
11	1	2:57.346	24.425	1:30.960	1:01.961	197.7	23:41.529
12	1	2:30.416	47.053	1:06.560	36.803	63.2	26:11.945
13	1	1:55.723	23.387	56.564	35.772	209.7	28:07.668
14	1	2:08.424 B	23.949	57.858	46.617	205.0	30:16.092
15	1	4:40.509	2:53.110	1:00.314	47.085		34:56.601
16	1	2:22.497	39.711	1:06.107	36.679	86.3	37:19.098
17	1	1:56.250	23.615	57.226	35.409	204.3	39:15.348
18	1	2:13.138	38.989	58.126	36.023	200.2	41:28.486
19	1	2:04.261	24.334	57.419	42.508	203.5	43:32.747
20	1	2:04.441	28.918	57.735	37.788	134.8	45:37.188
21	1	3:38.527	45.447	1:55.939	57.141	76.5	49:15.715



CLASSIC ENDURANCE RACING 1

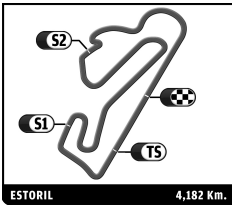
ESTORIL CLASSICS

RACE

Sector Analysis

Personal Best Session Best B Crossing the finish line in pit lane

Lap	D	Time	Sector 1	Sector 2	Sector 3	T. Spd	Elapsed	Lap	D	Time	Sector 1	Sector 2	Sector 3	T. Spd	Elapsed
122 Lola T70 Mk.3B (C) 1968 1.Emile BREITTMAYER P+2L															
1	1	1:48.390	22.758	52.033	33.599		1:48.390								
2	1	1:46.789	21.150	52.131	33.508	241.8	3:35.179								
3	1	1:45.733	21.009	51.553	33.171	234.6	5:20.912								
4	1	1:46.416	20.935	51.842	33.639	241.8	7:07.328								
5	1	1:46.759	20.989	52.167	33.603	236.2	8:54.087								
6	1	2:09.352	21.096	54.594	53.662	236.7	11:03.439								
7	1	3:08.719	43.639	1:43.286	41.794	81.2	14:12.158								
8	1	1:47.079	21.567	51.741	33.771	229.8	15:59.237								
9	1	1:46.435	20.915	51.920	33.600	236.7	17:45.672								
10	1	2:14.959	21.563	52.536	1:00.860	231.7	20:00.631								
11	1	3:28.737	45.027	1:38.067	1:05.643	83.3	23:29.368								
12	1	2:33.109	43.647	1:07.582	41.880	79.8	26:02.477								
13	1	1:47.182	21.627	52.205	33.350	234.6	27:49.659								
14	1	1:46.361	21.119	51.806	33.436	242.4	29:36.020								
15	1	1:56.046 B	21.333	52.145	42.568	234.2	31:32.066								
16	1	5:13.614	3:43.236	53.311	37.067		36:45.680								
17	1	1:59.651	24.696	57.978	36.977	188.0	38:45.331								
18	1	2:34.527	24.959	1:29.630	39.938	186.7	41:19.858								
199 Chevron B19 1971 1.Jamie CONSTABLE P-2L															
1	1	1:52.151	24.642	53.746	33.763		1:52.151								
2	1	1:47.788	21.587	52.481	33.720	239.7	3:39.939								
3	1	1:48.508	21.355	52.584	34.569	248.9	5:28.447								
4	1	1:48.405	21.756	52.871	33.778	246.1	7:16.852								
5	1	1:47.528	21.090	52.331	34.107	246.1	9:04.380								
6	1	2:03.543	21.609	53.957	47.977	244.0	11:07.923								
7	1	3:08.331	43.112	1:43.829	41.390	80.0	14:16.254								
8	1	2:07.164 B	22.036	53.356	51.772	237.2	16:23.418								
9	1	14:37.545	...	55.161	33.981		31:00.963								
10	1	1:55.751 B	21.709	53.661	40.381	239.2	32:56.714								
11	1	2:35.664	58.009	58.312	39.343		35:32.378								
12	1	2:06.780	25.142	1:02.238	39.400	192.5	37:39.158								
13	1	2:05.083	24.600	1:01.653	38.830	212.1	39:44.241								
14	1	2:06.838	25.070	1:01.667	40.101	201.3	41:51.079								
15	1	2:00.347	23.070	58.499	38.778	226.0	43:51.426								
16	1	2:06.249	25.301	1:02.501	38.447	207.0	45:57.675								
17	1	3:21.157	28.472	1:56.659	56.026	186.7	49:18.832								
18	1	2:41.050	48.623	1:13.499	38.928	84.6	51:59.882								
19	1	1:50.284	22.126	54.124	34.034	233.2	53:50.166								
20	1	1:49.187	22.637	52.983	33.567	236.7	55:39.353								
21	1	1:48.732	21.291	53.284	34.157	242.9	57:28.085								
22	1	1:48.025	21.199	53.533	33.293	246.1	59:16.110								
23	1	1:49.644	21.240	54.782	33.622	243.4	1:01:05.754								
690 Chevron B8 1969 1.Roger WHITESIDE P-2L															
1	1	2:21.081	37.271	1:03.892	39.918		2:21.081								
2	1	2:08.459	25.828	1:03.114	39.517	209.7	4:29.540								
3	1	2:09.186	26.079	1:02.256	40.851	181.5	6:38.726								
4	1	2:06.573	25.282	1:01.725	39.566	196.0	8:45.299								
5	1	2:20.904	25.249	1:03.253	52.402	202.4	11:06.203								
6	1	3:09.736	43.067	1:43.768	42.901	81.3	14:15.939								
7	1	2:17.366	25.694	1:07.243	44.429	193.2	16:33.305								
8	1	2:11.663	25.378	1:04.233	42.052	196.0	18:44.968								
9	1	2:16.626	28.262	1:08.126	40.238	191.5	21:01.594								
10	1	2:42.720	27.030	1:13.641	1:02.049	181.8	23:44.314								
11	1	2:36.875	46.702	1:10.237	39.936	86.5	26:21.189								
12	1	2:16.460 B	25.978	1:02.015	48.467	198.4	28:37.649								
13	1	4:44.335	3:03.303	1:02.491	38.541		33:21.984								
14	1	2:09.717	25.891	1:04.471	39.355	208.1	35:31.701								
15	1	2:06.474	25.412	1:02.139	38.923	204.7	37:38.175								
16	1	2:05.742	25.037	1:01.553	39.152	198.4	39:43.917								
17	1	2:07.028	24.985	1:01.596	40.447	207.7	41:50.945								
18	1	2:10.119	27.147	1:03.571	39.401	177.4	44:01.064								
19	1	2:08.534	26.446	1:02.849	39.239	194.9	46:09.598								
20	1	3:12.397	26.546	1:48.447	57.404	180.6	49:21.995								
21	1	2:39.631	46.396	1:13.819	39.416	86.6	52:01.626								
22	1	2:03.669	24.626	1:00.752	38.291	210.1	54:05.295								
23	1	2:03.106	24.322	1:00.325	38.459	208.1	56:08.401								
24	1	2:02.421	24.726	1:00.100	37.595	204.3	58:10.822								
25	1	2:01.785	24.212	59.845	37.728	203.2	1:00:12.607								
26	1	2:01.850	24.113	1:00.492	37.245	210.9	1:02:14.457								



CLASSIC ENDURANCE RACING 1
ESTORIL CLASSICS
RACE

Sector Analysis

■ Personal Best ■ Session Best B Crossing the finish line in pit lane

Lap	D	Time	Sector 1	Sector 2	Sector 3	T. Spd	Elapsed	Lap	D	Time	Sector 1	Sector 2	Sector 3	T. Spd	Elapsed
911		Porsche 911 Carrera RSR 2.8 1973													
		1. Alain GADAL													
		GT1													
1	1	2:59.841 B	39.853	1:08.414	1:11.574		2:59.841								
2	1	9:58.723 B	7:34.287	1:14.463	1:09.973		12:58.564								