

CLASSIC ENDURANCE RACING 1
ESTORIL CLASSICS
QUALIFYING

Sector Analysis

Personal Best Session Best B Crossing the finish line in pit lane

Lap	D	Time	Sector 1	Sector 2	Sector 3	T. Spd	Elapsed	Lap	D	Time	Sector 1	Sector 2	Sector 3	T. Spd	Elapsed
2	Lola T210 1970 1. Frank JACOB P-2L							10	1	1:47.239	21.055	52.503	33.681	226.5	25:57.339
	1	2:27.306	49.490	1:01.728	36.088		2:27.306	11	1	2:25.959 B	23.243	1:12.177	50.539	229.3	28:23.298
	2	1:56.140	23.475	57.073	35.592	235.1	4:23.446	12	1	11:06.395	9:30.651	1:00.012	35.732		39:29.693
	3	1:55.153	23.748	56.209	35.196	212.9	6:18.599	13	1	1:45.818	20.758	51.985	33.075	238.2	41:15.511
	4	1:54.121	22.855	55.723	35.543	235.1	8:12.720	14	1	2:06.794 B	23.267	58.460	45.067	221.0	43:22.305
	5	1:55.268	22.776	56.200	36.292	235.7	10:07.988								
	6	1:26.273 B	22.745	1:07.318	56.210	221.5	12:34.261								
	7	1:41.981	6:08.568	58.222	35.191		20:16.242								
	8	1:53.860	22.598	55.446	35.816	229.3	22:10.102								
	9	1:59.628	24.891	58.169	36.568	204.3	24:09.730								
	10	1:52.858	22.867	55.106	34.885	219.7	26:02.588								
	11	2:23.351	22.499	1:23.140	37.712	238.7	28:25.939								
	12	1:52.939	22.334	55.538	35.067	237.2	30:18.878								
	13	2:45.498 B	27.093	1:17.924	1:00.481	221.9	33:04.376								
	14	8:23.640	6:49.815	57.572	36.253		41:28.016								
	15	1:53.991	22.744	55.515	35.732	226.9	43:22.007								
	16	1:53.163	22.727	55.331	35.105	228.3	45:15.170								
4	Porsche 908/03 1971 1. Henrique GEMPERLE P+2L 2. Marc de SIEBENTHAL							10	1	1:53.264	23.049	55.111	35.104	217.6	20:02.799
	1	2:36.823	51.729	1:07.322	37.772		2:36.823	11	1	1:51.363	22.200	54.587	34.576	226.9	21:54.162
	2	1:47.734	21.748	52.819	33.167	230.2	4:24.557	12	1	1:52.520	22.611	55.150	34.759	224.2	23:46.682
	3	1:46.512	21.791	52.080	32.641	227.9	6:11.069	13	1	1:52.539	22.930	54.572	35.037	228.3	25:39.221
	4	2:03.633 B	20.922	54.123	48.588	238.2	8:14.702	14	1	2:29.885 B	22.639	1:13.193	54.053	220.2	28:09.106
	5	6:06.149	4:33.095	56.725	36.329		14:20.851	15	1	4:34.488	3:00.477	57.302	36.709		32:43.594
	6	1:05.698	23.842	54.706	47.150	215.0	16:26.549	16	1	1:51.744	22.482	54.681	34.581	213.8	34:35.338
	7	1:25.075	40.297	1:07.368	37.410	103.3	18:51.624	17	1	1:51.338	22.300	54.489	34.549	224.2	36:26.676
	8	1:50.305	22.542	53.894	33.869	211.7	20:41.929	18	1	1:52.016	22.244	54.768	35.004	224.2	38:18.692
	9	1:51.068	23.197	54.063	33.808	212.1	22:32.997	19	1	1:50.972	22.125	54.557	34.290	222.4	40:09.664
	10	2:20.206 B	24.710	1:03.607	51.889	192.5	24:53.203	1	1	1:54.832	22.248	56.901	35.683	218.0	42:04.496
	11	9:02.541	7:17.539	1:04.765	40.237		33:55.744	2	1	1:50.891	22.095	54.505	34.291	228.8	43:55.387
	12	1:47.031	21.679	52.331	33.021	232.7	35:42.775	3	1	1:51.595	22.537	54.499	34.559	209.7	45:46.982
	13	1:46.231	21.147	52.072	33.012	235.1	37:29.006								
6	Porsche 911 Carrera RSR 2.8L (C) 1973 1. Kurt THIEL GT1							10	1	3:26.503	1:43.237	1:05.901	37.365		3:26.503
	1	3:14.697	1:26.268	1:07.704	40.725		3:14.697	11	1	1:58.840	24.066	58.355	36.419	215.4	5:25.343
	2	2:13.247 B	25.738	1:01.292	46.217	179.4	5:27.944	12	1	1:57.649	24.142	57.234	36.273	212.9	7:22.992
	3	3:14.659	1:36.545	1:00.198	37.916		8:42.603	13	1	2:10.330 B	23.509	56.399	50.422	230.2	9:33.322
	4	2:02.250	25.059	59.403	37.788	221.5	10:44.853	14	1	6:44.623	4:55.860	58.178	50.585		16:17.945
	5	2:00.821	24.589	58.890	37.342	217.1	12:45.674	15	1	2:21.286	44.696	1:00.871	35.719	79.3	18:39.231
	6	2:00.521	23.934	58.735	37.852	222.8	14:46.195	16	1	1:55.675	22.942	55.860	36.873	226.0	20:34.906
	7	2:37.778 B	24.879	1:09.718	1:03.181	226.0	17:23.973	17	1	1:55.068	23.042	55.978	36.048	226.5	22:29.974
								18	1	1:54.992	22.975	56.187	35.830	224.2	24:24.966
								19	1	2:22.738 B	24.072	1:04.101	54.565	207.0	26:47.704
								20	1	11:48.256	...	59.760	36.026		38:35.960
								21	1	2:14.619 B	22.902	59.978	51.739	228.8	40:50.579
7	Lola T70 Mk.3B 1969 1. Toni SEILER P+2L							10	1	2:10.060	38.144	56.765	35.151		2:10.060
	1	3:21.963	1:44.502	1:00.419	37.042		3:21.963	11	1	1:51.129	22.511	54.410	34.208	215.4	4:01.189
	2	2:00.389	24.393	58.593	37.403	197.4	5:22.352	12	1	1:51.398	22.380	54.366	34.652	221.5	5:52.587
	3	1:50.980	23.124	53.785	34.071	195.6	7:13.332	13	1	1:50.537	22.080	53.604	34.853	232.2	7:43.124
	4	1:48.419	21.749	53.079	33.591	209.3	9:01.751	14	1	1:49.820	21.813	53.451	34.556	233.2	9:32.944
	5	1:50.292	22.541	53.773	33.978	197.0	10:52.043	15	1	2:05.110	23.988	1:02.292	38.830	229.3	11:38.054
	6	2:11.557 B	21.823	1:00.769	48.965	217.6	13:03.600	16	1	1:52.768	22.054	55.847	34.867	230.7	13:30.822
	7	7:30.932	6:02.256	54.564	34.112		20:34.532	17	1	1:50.850	22.127	54.618	34.105	226.9	15:21.672
	8	1:47.330	21.502	52.353	33.475	215.0	22:21.862	18	1	2:27.384	22.412	1:27.041	37.931	206.6	17:49.056
	9	1:48.238	21.613	52.758	33.867	208.5	24:10.100	19	1	1:49.363	22.014	53.635	33.714	224.2	19:38.419
								20	1	1:52.497	21.904	56.418	34.175	233.7	21:30.916
								21	1	1:52.330	22.015	54.777	35.538	228.8	23:23.246

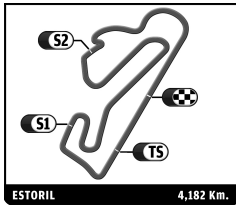


CLASSIC ENDURANCE RACING 1
ESTORIL CLASSICS
QUALIFYING

Sector Analysis

Personal Best Session Best B Crossing the finish line in pit lane

Lap	D	Time	Sector 1	Sector 2	Sector 3	T. Spd	Elapsed	Lap	D	Time	Sector 1	Sector 2	Sector 3	T. Spd	Elapsed							
13	1	1:49.906	22.337	53.719	33.850	222.8	25:13.152	22	1	1:57.960			36.708	210.9	46:29.591							
14	1	2:28.303 B	21.705	1:02.696	1:03.902	237.7	27:41.455	19 Chevron B19 1971 1.Rolf SIGRIST P-2L														
15	2	4:47.585	3:19.291	54.285	34.009		32:29.040	1	1	2:17.265	42.557	59.550	35.158		2:17.265							
16	2	1:46.909	21.226	52.643	33.040	239.7	34:15.949	2	1	1:51.284	22.224	54.163	34.897	237.2	4:08.549							
17	2	1:47.492	21.178	53.193	33.121	238.2	36:03.441	3	1	1:52.255	22.283	55.343	34.629	213.8	6:00.804							
18	2	1:48.360	21.486	53.486	33.388	240.8	37:51.801	4	1	2:01.313 B	23.947	55.155	42.211	213.4	8:02.117							
19	2	1:46.967	21.968	52.151	32.848	220.6	39:38.768	5	1	3:44.712	2:16.773	54.387	33.552		11:46.829							
20	2	1:46.489	21.092	51.985	33.412	240.3	41:25.257	6	1	1:50.547	21.838	54.561	34.148	246.1	13:37.376							
21	2	1:45.559	20.835	51.773	32.951	240.8	43:10.816	7	1	1:50.741	21.753	53.253	35.735	233.2	15:28.117							
22	2	1:45.151	20.891	51.619	32.641	240.8	44:55.967	8	1	2:38.364	21.871	1:37.354	39.139	229.8	18:06.481							
23	2	2:12.707 B	21.374	56.372	54.961	239.7	47:08.674	9	1	1:48.069	21.551	53.057	33.461	238.2	19:54.550							
16 Lola T212 1971 1.Serge KRIKNOFF P-2L								10								1	1:47.326	21.577	52.774	32.975	237.7	21:41.876
1	1	3:11.097	1:13.268	1:14.953	42.876		3:11.097	11	1	1:47.673	21.250	52.938	33.485	240.8	23:29.549							
2	1	2:10.016	31.850	1:00.369	37.797	132.4	5:21.113	12	1	2:01.405 B	21.832	54.402	45.171	214.2	25:30.954							
3	1	1:56.079	24.108	56.366	35.605	194.9	7:17.192	13	1	4:39.937	3:10.966	54.907	34.064		30:10.891							
4	1	1:50.971	22.164	54.325	34.482	225.6	9:08.163	14	1	1:50.928	21.829	55.273	33.826	239.2	32:01.819							
5	1	2:13.465 B	23.163	59.896	50.406	215.4	11:21.628	15	1	1:50.936	21.859	55.354	33.723	239.2	33:52.755							
6	1	4:12.310	2:41.420	56.272	34.618		15:33.938	16	1	1:47.884	21.741	52.644	33.499	239.2	35:40.639							
7	1	2:28.113	22.740	1:29.464	35.909	229.3	18:02.051	17	1	1:47.295	21.363	52.169	33.763	246.1	37:27.934							
8	1	1:49.292	22.152	53.190	33.950	224.2	19:51.343	18	1	1:47.760	21.447	52.602	33.711	233.7	39:15.694							
9	1	1:48.986	21.963	53.225	33.798	236.7	21:40.329	19	1	1:47.400	21.397	52.432	33.571	235.7	41:03.094							
10	1	1:49.075	21.629	53.597	33.849	231.7	23:29.404	20	1	1:46.961	21.291	52.275	33.395	242.4	42:50.055							
11	1	2:05.942 B	21.611	54.319	50.012	224.2	25:35.346	21	1	1:48.689	21.639	53.001	34.049	239.7	44:38.744							
12	1	4:29.424	2:55.805	57.600	36.019		30:04.770	22	1	1:53.151	21.350	56.438	35.363	239.7	46:31.895							
13	1	1:50.336	22.243	54.180	33.913	215.4	31:55.106	21 De Tomaso Pantera Gr. IV 1975 1.Detlef VON DER LIECK GT1 2.Ralf KELLENNERS														
14	1	1:51.463	22.704	54.349	34.410	217.6	33:46.569	1	2	2:18.930	45.637	58.567	34.726		2:18.930							
15	1	1:49.689	21.573	53.433	34.683	237.2	35:36.258	2	2	1:51.705	22.077	55.086	34.542	220.6	4:10.635							
16	1	1:48.384	21.670	53.087	33.627	232.7	37:24.642	3	2	1:59.063	25.231	58.139	35.693	220.6	6:09.698							
17	1	1:54.620	24.198	56.145	34.277	222.4	39:19.262	4	2	1:51.733	21.947	55.202	34.584	226.5	8:01.431							
18	1	1:47.815	21.496	52.835	33.484	231.2	41:07.077	5	2	2:03.210 B	22.200	56.223	44.787	224.2	10:04.641							
19	1	2:31.823 B	25.439	1:10.490	55.894	197.0	43:38.900	6	1	4:53.131	3:10.797	1:03.315	39.019		14:57.772							
17 Chevron B8 1969 1.Benjamin HATTON P-2L								7	1	2:26.188	25.184	1:11.328	49.676	188.0	17:23.960							
1	1	2:38.425			38.842		2:38.425	8	1	2:07.367	26.563	1:02.985	37.819	176.5	19:31.327							
2	1	2:03.098	25.801	1:00.075	37.222	176.3	4:41.523	9	1	2:04.318	24.668	1:02.292	37.358	198.1	21:35.645							
3	1	2:00.709			36.629	184.8	6:42.232	10	1	2:01.916	24.002	1:00.580	37.334	210.5	23:37.561							
4	1	2:01.035	25.437	59.589	36.009	211.3	8:43.267	11	1	2:02.760	23.755	1:01.565	37.440	214.2	25:40.321							
5	1	2:02.900	24.679	1:00.565	37.656	195.6	10:46.167	12	1	2:22.563	24.378	1:14.205	43.980	204.7	28:02.884							
6	1	1:59.601			36.997	205.8	12:45.768	13	1	2:05.333	25.058	1:02.614	37.661	198.4	30:08.217							
7	1	1:59.393			36.386	211.7	14:45.161	14	1	2:01.993	24.171	1:00.807	37.015	211.3	32:10.210							
8	1	2:35.470 B	25.058	1:07.045	1:03.367	208.5	17:20.631	15	1	2:01.266	24.284	1:00.061	36.921	204.7	34:11.476							
9	1	3:01.315			36.350		20:21.946	16	1	2:02.411	24.079	1:01.246	37.086	210.9	36:13.887							
10	1	1:57.210			36.110	218.9	22:19.156	17	1	2:05.472	23.619	1:01.575	40.278	213.8	38:19.359							
11	1	1:58.628			35.840	191.9	24:17.784	18	1	2:00.074	24.221	59.106	36.747	204.7	40:19.433							
12	1	1:58.961			36.757	205.0	26:16.745	19	1	1:58.209	23.404	58.180	36.625	217.1	42:17.642							
13	1	2:24.692	28.004	1:19.318	37.370	197.7	28:41.437	20	1	1:59.290	23.482	59.099	36.709	211.7	44:16.932							
14	1	2:10.446			36.450	222.4	30:51.883	21	1	1:58.497	24.133	58.152	36.212	204.7	46:15.429							
15	1	1:56.592			35.750	211.3	32:48.475	22 Chevron B16 1970 1.Didier ROBIN P-2L 2.Maxime ROBIN														
16	1	1:55.686			36.116	225.6	34:44.161	1	1	2:47.799	54.676	1:09.499	43.624		2:47.799							
17	1	2:02.355			37.571	198.1	36:46.516	2	1	2:26.828 B	28.832	1:06.410	51.586	168.0	5:14.627							
18	1	1:58.158			36.438	211.3	38:44.674	3	1	5:20.125 B	3:03.812	1:17.384	58.929		10:34.752							
19	1	1:55.534			35.746	221.5	40:40.208															
20	1	1:55.392			35.620	225.6	42:35.600															
21	1	1:56.031			36.700	220.2	44:31.631															

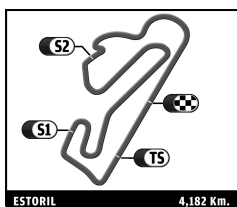


CLASSIC ENDURANCE RACING 1
ESTORIL CLASSICS
QUALIFYING

Sector Analysis

■ Personal Best ■ Session Best B Crossing the finish line in pit lane

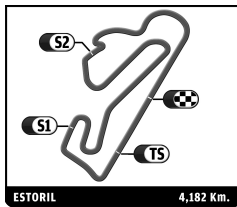
Lap	D	Time	Sector 1	Sector 2	Sector 3	T. Spd	Elapsed	Lap	D	Time	Sector 1	Sector 2	Sector 3	T. Spd	Elapsed
24		Lola T212 1971					P-2L	45		Chevron B19 1971					P-2L
		1.Christophe BEAUDON								1.Gianluigi CANDIANI					
		2.Frédéric ROUVIER								2.Frédéric ROUVIER					
1	1	2:48.008	1:00.480	1:06.872	40.656		2:48.008	1	1	2:17.819	43.419	59.537	34.863		2:17.819
2	1	2:02.843	25.656	1:00.265	36.922	182.7	4:50.851	2	1	1:52.001	22.317	54.472	35.212	219.3	4:09.820
3	1	1:56.624	23.369	57.610	35.645	221.5	6:47.475	3	1	1:51.366	22.198	54.610	34.558	227.9	6:01.186
4	1	1:54.929	22.567	55.766	36.596	233.7	8:42.404	4	1	1:51.145	22.651	53.979	34.515	224.6	7:52.331
5	1	1:52.422	22.548	55.075	34.799	232.7	10:34.826	5	1	1:52.710	22.595	55.260	34.855	244.0	9:45.041
6	1	1:52.603	22.424	54.978	35.201	234.6	12:27.429	6	1	1:50.445	21.858	54.378	34.209	238.2	11:35.486
7	1	2:02.039 B	22.979	55.013	44.047	235.1	14:29.468	7	1	1:51.833	21.737	54.761	35.335	245.6	13:27.319
8	1	4:02.312	2:25.272	1:01.386	35.654		18:31.780	8	1	1:50.682	22.250	53.887	34.545	239.7	15:18.001
9	1	1:53.311	22.730	55.314	35.267	229.8	20:25.091	9	1	2:28.256 B	21.723	1:06.401	1:00.132	228.3	17:46.257
10	1	1:54.105	22.103	56.495	35.507	233.2	22:19.196	10	2	4:25.547	2:57.383	54.652	33.512		22:11.804
11	1	1:54.942	23.119	55.009	36.814	215.9	24:14.138	11	2	1:48.525	22.833	52.364	33.328	218.9	24:00.329
12	1	1:58.282	24.431	57.188	36.663	188.0	26:12.420	12	2	1:46.909	21.394	52.327	33.188	246.1	25:47.238
13	1	2:23.589	24.730	1:22.851	36.008	206.6	28:36.009	13	2	2:13.140	21.420	1:15.047	36.673	240.3	28:00.378
14	1	1:51.658	22.376	54.640	34.642	231.7	30:27.667	14	2	1:47.815	21.429	52.813	33.573	237.2	29:48.193
15	1	1:52.555	22.119	55.592	34.844	233.2	32:20.222	15	2	1:48.260	21.741	53.219	33.300	245.1	31:36.453
16	1	1:52.505	22.371	55.305	34.829	230.7	34:12.727	16	2	1:47.652	21.335	52.219	34.098	240.8	33:24.105
17	1	1:54.976	22.957	56.824	35.195	224.2	36:07.703	17	2	1:47.061	21.500	52.283	33.278	238.2	35:11.166
18	1	1:55.442	24.521	55.452	35.469	235.7	38:03.145	18	2	1:47.141	21.407	52.335	33.399	241.8	36:58.307
19	1	1:56.315	22.382	55.829	38.104	229.3	39:59.460	19	2	1:58.051 B	21.744	52.418	43.889	244.0	38:56.358
20	1	1:59.999	25.539	58.514	35.946	184.8	41:59.459								
21	1	1:52.751	22.230	55.493	35.028	235.7	43:52.210								
22	1	1:51.426	22.238	54.578	34.610	234.6	45:43.636								
35		Lola T70 Mk.3B 1969					P+2L	47		Lola T70 Mk.2 1966					P+2L
		1.Armand MILLE								1.Marcel BERNET					
1	1	2:13.347	37.736	59.992	35.619		2:13.347	1	1	3:20.315	1:36.674	1:04.376	39.265		3:20.315
2	1	1:53.657	24.018	55.236	34.403	173.2	4:07.004	2	1	2:03.870	25.345	1:00.906	37.619	187.0	5:24.185
3	1	1:53.042	23.661	55.163	34.218	173.8	6:00.046	3	1	2:05.064	26.223	1:01.588	37.253	185.1	7:29.249
4	1	1:51.616	22.732	54.680	34.204	191.9	7:51.662	4	1	2:01.545	25.520	58.853	37.172	183.6	9:30.794
5	1	1:47.727	21.031	52.929	33.767	245.6	9:39.389	5	1	2:01.314	25.164	59.041	37.109	184.8	11:32.108
6	1	1:49.085	21.463	53.130	34.492	227.9	11:28.474	6	1	2:11.956 B	24.331	1:00.575	47.050	181.8	13:44.064
7	1	1:46.921	21.502	52.140	33.279	228.3	13:15.395	7	1	5:18.830	3:40.623	1:01.233	36.974		19:02.894
8	1	1:46.507	21.015	52.121	33.371	234.6	15:01.902	8	1	1:58.249	23.697	57.974	36.578	198.1	21:01.143
9	1	2:41.672 B	21.830	1:16.391	1:03.451	210.9	17:43.574	9	1	1:58.132	23.612	58.302	36.218	202.4	22:59.275
10	1	5:24.377	3:56.435	54.142	33.800		23:07.951	10	1	1:57.990	23.168	58.187	36.635	215.0	24:57.265
11	1	1:48.507	21.165	53.379	33.963	228.8	24:56.458	11	1	2:30.062 B	23.950	1:01.337	1:04.775	194.9	27:27.327
12	1	2:03.998	20.864	53.332	49.802	236.7	27:00.456	12	1	4:32.356	2:54.581	1:00.857	36.918		31:59.683
13	1	2:06.589	40.823	52.404	33.362	77.1	29:07.045	13	1	1:58.749	23.555	58.954	36.240	204.7	33:58.432
14	1	1:45.969	20.971	51.465	33.533	242.4	30:53.014	14	1	1:57.817	23.226	57.604	36.987	203.9	35:56.249
15	1	1:59.695 B	21.692	53.693	44.310	224.2	32:52.709	15	1	2:00.610	23.908	59.282	37.420	183.6	37:56.859
16	1	7:04.383	5:36.989	53.755	33.639		39:57.092	16	1	1:59.832	24.183	58.453	37.196	189.6	39:56.691
17	1	1:47.111	21.004	52.684	33.423	251.2	41:44.203	17	1	1:57.549	24.097	56.959	36.493	186.7	41:54.240
18	1	1:46.348	20.962	51.881	33.505	239.2	43:30.551	18	1	1:59.442	23.689	58.825	36.928	193.9	43:53.682
19	1	1:46.360	20.928	51.905	33.527	242.4	45:16.911	19	1	1:58.887	24.015	58.190	36.682	185.1	45:52.569
36		Porsche 910 1967					P-2L	55		Chevron B19 1971					P-2L
		1.Jürgen RUDOLPH								1.François RIVAZ					
		2.Alexander FURIANI								2.Alexander FURIANI					
1	1	5:07.563	3:19.765	1:07.830	39.968		5:07.563	1	1	2:20.500	47.333	58.365	34.802		2:20.500
2	1	2:01.466	25.461	1:00.550	35.455	176.0	7:09.029	2	1	1:50.993	22.453	54.756	33.784	210.9	4:11.493
3	1	1:53.281	22.690	55.292	35.299	221.5	9:02.310	3	1	1:51.329	21.935	54.529	34.865	218.0	6:02.822
4	1	2:08.403	26.346	1:06.749	35.308	180.3	11:10.713	4	1	1:50.483	22.333	54.065	34.085	217.6	7:53.305
5	1	1:52.093	22.476	54.755	34.862	227.4	13:02.806	5	1	1:54.334	22.355	56.046	35.933	203.5	9:47.639
6	1	2:28.384 B	27.766	1:06.098	54.520	157.2	15:31.190	6	1	1:53.064	22.104	54.581	36.379	218.4	11:40.703
								7	1	2:44.868 B	22.079	1:30.253	52.536	229.3	14:25.571
								8	2	6:12.321	4:41.139	56.402	34.780		20:37.892
								9	2	1:51.786	22.397	54.453	34.936	226.5	22:29.678
								10	2	1:50.687	21.664	53.002	36.021	244.0	24:20.365



CLASSIC ENDURANCE RACING 1
ESTORIL CLASSICS
QUALIFYING

Sector Analysis

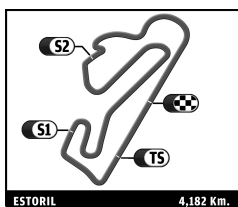
								■ Personal Best ■ Session Best ■ Crossing the finish line in pit lane							
Lap	D	Time	Sector 1	Sector 2	Sector 3	T. Spd	Elapsed	Lap	D	Time	Sector 1	Sector 2	Sector 3	T. Spd	Elapsed
11	2	1:52.103	22.291	53.687	36.125	233.7	26:12.468	16	1	1:53.222	22.563	54.936	35.723	219.7	36:52.369
12	2	2:22.743	24.108	1:22.563	36.072	241.3	28:35.211	17	1	1:54.238	22.960	55.577	35.701	229.8	38:46.607
13	2	1:48.745	21.745	52.987	34.013	240.3	30:23.956	18	1	1:55.524	22.971	56.413	36.140	213.8	40:42.131
14	2	1:56.046	21.722	53.759	40.565	242.9	32:20.002	19	1	2:18.392 B	23.027	1:00.740	54.625	230.7	43:00.523
15	2	2:00.255	27.814	57.049	35.392	166.2	34:20.257	<div style="border: 1px solid black; padding: 5px;"> 59 Porsche 911 Carrera RSR 3.0 1974 1. Jean-Louis BONNET GT1 </div>							
16	2	1:49.422	21.734	53.588	34.100	239.7	36:09.679	1	1	3:20.865	1:24.797	1:13.014	43.054		3:20.865
17	2	2:10.696	22.115	1:06.346	42.235	245.1	38:20.375	2	1	2:12.881	27.546	1:03.835	41.500	194.9	5:33.746
18	2	2:14.415	30.193	1:03.737	40.485	129.6	40:34.790	3	1	2:12.381	27.373	1:04.407	40.601	193.9	7:46.127
19	2	1:57.782	24.860	58.075	34.847	186.4	42:32.572	4	1	2:12.807	26.452	1:05.351	41.004	200.6	9:58.934
20	2	1:48.150	21.684	52.526	33.940	238.2	44:20.722	5	1	2:10.775	26.308	1:04.410	40.057	196.7	12:09.709
21	2	2:44.602 B	24.789	1:17.024	1:02.789	231.2	47:05.324	6	1	2:11.941	26.562	1:04.844	40.535	198.4	14:21.650
<div style="border: 1px solid black; padding: 5px;"> 56 Chevron B19 1971 1. Joao Paulo CAMPOS COS P-2L 2. Alexandre BEIRAO </div>								7	1	2:30.217 B	25.458	1:01.646	1:03.113	207.7	16:51.867
1	1	2:15.226	36.474	1:03.004	35.748		2:15.226	8	1	3:37.809	1:54.842	1:02.581	40.386		20:29.676
2	1	1:54.950	23.631	56.935	34.384	191.9	4:10.176	9	1	2:10.113	25.835	1:03.011	41.267	202.0	22:39.789
3	1	1:51.259	22.375	54.815	34.069	231.7	6:01.435	10	1	2:09.365	25.794	1:02.833	40.738	207.4	24:49.154
4	1	1:51.431	22.800	53.857	34.774	202.8	7:52.866	11	1	2:31.766	27.464	1:05.073	59.229	180.9	27:20.920
5	1	1:58.329	22.199	1:00.483	35.647	225.6	9:51.195	12	1	2:21.561	35.447	1:04.954	41.160	93.2	29:42.481
6	1	1:49.846	21.783	53.974	34.089	234.2	11:41.041	13	1	2:09.650	26.306	1:03.091	40.253	196.3	31:52.131
7	1	2:15.120 B	22.286	1:01.365	51.469	212.1	13:56.161	14	1	2:13.206	28.064	1:04.655	40.487	190.9	34:05.337
8	2	5:56.827	4:26.943	55.332	34.552		19:52.988	15	1	2:09.430	25.513	1:02.818	41.099	201.3	36:14.767
9	2	1:51.795	22.984	54.642	34.169	228.8	21:44.783	16	1	2:10.249	26.410	1:03.545	40.294	188.3	38:25.016
10	2	2:05.053	22.775	1:06.634	35.644	221.9	23:49.836	17	1	2:08.501	26.423	1:02.149	39.929	183.0	40:33.517
11	2	1:50.628	21.655	54.551	34.422	237.2	25:40.464	18	1	2:10.326	25.675	1:03.864	40.787	210.5	42:43.843
12	2	2:17.462	21.846	1:14.864	40.752	234.2	27:57.926	19	1	2:08.884	25.853	1:03.326	39.705	202.4	44:52.727
13	2	1:49.730	21.875	53.786	34.069	231.2	29:47.656	20	1	2:09.524	25.986	1:02.789	40.749	210.1	47:02.251
14	2	1:50.658	22.711	53.864	34.083	235.7	31:38.314	<div style="border: 1px solid black; padding: 5px;"> 61 Chevron B19 1971 1. Marc DEVIS P-2L 2. Mathias DEVIS </div>							
15	2	1:49.228	21.671	53.284	34.273	237.7	33:27.542	1	1	3:31.827	1:48.570	1:05.075	38.182		3:31.827
16	2	2:00.857	21.947	1:02.944	35.966	236.7	35:28.399	2	1	1:57.338	25.321	56.131	35.886	193.6	5:29.165
17	2	1:52.797	21.891	54.845	36.061	232.2	37:21.196	3	1	1:54.052	22.253	56.092	35.707	231.2	7:23.217
<div style="border: 1px solid black; padding: 5px;"> 57 Lola T70 Mk.3 1967 1. Christophe GADAIS P+2L </div>								4	1	1:54.415	22.858	55.595	35.962	232.2	9:17.632
1	1	3:15.072	1:19.459	1:13.265	42.348		3:15.072	5	1	1:52.203	22.185	54.647	35.371	231.7	11:09.835
2	1	2:06.759	28.596	1:00.857	37.306	161.6	5:21.831	6	1	1:50.930	21.992	54.510	34.428	232.2	13:00.765
3	1	1:59.098	24.829	58.271	35.998	178.3	7:20.929	7	1	1:55.606	21.777	56.779	37.050	232.2	14:56.371
4	1	2:09.490 B	22.749	57.717	49.024	212.1	9:30.419	8	1	2:30.950 B	22.001	1:03.841	1:05.108	234.6	17:27.321
5	1	4:33.601	2:57.716	1:00.343	35.542		14:04.020	9	2	3:57.073	2:24.109	57.318	35.646		21:24.394
<div style="border: 1px solid black; padding: 5px;"> 58 Crosslé 9S 1966 1. Laurent FORT P-2L 2. Philippe SCEMAMA </div>								10	2	1:53.428	22.743	55.386	35.299	221.9	23:17.822
1	2	2:29.854	48.659	1:03.618	37.577		2:29.854	11	2	1:52.137	22.396	54.951	34.790	222.4	25:09.959
2	2	1:59.767	24.437	58.615	36.715	194.9	4:29.621	12	2	2:17.464	22.702	59.565	55.197	226.5	27:27.423
3	2	1:56.515	23.591	56.679	36.245	210.5	6:26.136	13	2	2:01.749	31.409	55.625	34.715	135.9	29:29.172
4	2	1:55.309	23.158	56.055	36.096	207.7	8:21.445	14	2	1:51.598	22.245	54.509	34.844	231.2	31:20.770
5	2	2:14.846 B	23.622	1:00.339	50.885	199.5	10:36.291	15	2	1:50.651	21.953	54.145	34.553	237.2	33:11.421
6	1	3:37.874	2:00.336	1:01.261	36.277		14:14.165	16	2	1:53.855	22.434	56.503	34.918	232.7	35:05.276
7	1	2:11.101 B	23.242	56.461	51.398	214.2	16:25.266	17	2	1:52.448	22.025	54.740	35.683	234.2	36:57.724
8	1	4:33.071	2:57.474	58.940	36.657		20:58.337	18	2	2:16.679 B	28.494	55.526	52.659	234.2	39:14.403
9	1	1:56.777	23.362	57.240	36.175	224.2	22:55.114	<div style="border: 1px solid black; padding: 5px;"> 62 Chevron B19 1971 1. Michael BIRCH P-2L </div>							
10	1	1:55.175	23.338	56.300	35.537	194.2	24:50.289	1	1	3:13.906	1:27.170	1:06.248	40.488		3:13.906
11	1	2:11.235	23.065	55.925	52.245	209.7	27:01.524	2	1	1:58.360	24.647	57.781	35.932	188.6	5:12.266
12	1	2:14.444	41.787	56.981	35.676	76.7	29:15.968	3	1	1:55.381	22.867	56.879	35.635	224.2	7:07.647
13	1	1:54.062	22.876	55.097	36.089	218.0	31:10.030	4	1	1:53.389	23.044	55.736	34.609	201.3	9:01.036
14	1	1:54.429	23.148	55.497	35.784	227.9	33:04.459	5	1	1:53.309	22.787	55.813	34.709	220.6	10:54.345
15	1	1:54.688	23.256	55.962	35.470	214.6	34:59.147	6	1	1:52.204	22.190	55.423	34.591	232.7	12:46.549



CLASSIC ENDURANCE RACING 1
ESTORIL CLASSICS
QUALIFYING

Sector Analysis

										Personal Best		Session Best		B Crossing the finish line in pit lane	
Lap	D	Time	Sector 1	Sector 2	Sector 3	T. Spd	Elapsed	Lap	D	Time	Sector 1	Sector 2	Sector 3	T. Spd	Elapsed
64 Porsche 911 Carrera RSR 3.0 (C) 1974 1. Frédéric DUCOURAU GT1 2. Sébastien DUMEZ															
1	1	3:52.025	1:59.142	1:12.931	39.952		3:52.025								
2	1	2:05.973	25.906	1:02.010	38.057	188.3	5:57.998								
3	1	2:07.078	25.713	1:03.106	38.259	223.7	8:05.076								
4	1	2:06.221	25.078	1:01.144	39.999	216.3	10:11.297								
5	1	2:05.491	24.712	1:02.501	38.278	220.2	12:16.788								
6	1	2:03.134	25.000	1:00.428	37.706	219.3	14:19.922								
7	1	2:26.366	24.543	1:01.977	59.846	226.5	16:46.288								
8	1	4:08.829	2:29.989	1:00.883	37.957		20:55.117								
9	1	2:04.405	25.008	1:01.274	38.123	215.9	22:59.522								
10	1	2:04.363	25.242	1:01.642	37.479	208.9	25:03.885								
11	1	2:31.471	25.039	1:06.146	1:00.286	202.4	27:35.356								
12	2	4:26.005	2:49.542	59.982	36.481		32:01.361								
13	2	2:03.808	24.972	1:00.867	37.969	210.9	34:05.169								
14	2	1:56.613	23.270	57.332	36.011	222.8	36:01.782								
15	2	1:58.781	24.216	58.489	36.076	204.3	38:00.563								
16	2	1:57.055	23.134	56.948	36.973	221.9	39:57.618								
17	2	2:10.358	25.427	1:05.917	39.014	198.8	42:07.976								
18	2	1:57.508	23.342	58.137	36.029	222.8	44:05.484								
19	2	1:56.720	23.351	57.295	36.074	210.5	46:02.204								
65 Chevron B8 1969 1. Daniel ROUSTAN P-2L															
1	1	3:12.149	1:19.970	1:11.522	40.657		3:12.149								
2	1	2:06.676	26.112	1:02.573	37.991	177.7	5:18.825								
3	1	2:06.536	26.521	1:01.218	38.797	182.4	7:25.361								
4	1	2:04.042	25.148	1:01.349	37.545	213.8	9:29.403								
5	1	2:00.960	24.770	58.974	37.216	191.9	11:30.363								
6	1	2:00.926	24.711	59.145	37.070	207.7	13:31.289								
7	1	2:01.382	23.992	1:00.278	37.112	207.4	15:32.671								
8	1	2:35.930	27.260	1:29.064	39.606	216.3	18:08.601								
9	1	2:03.750	24.935	1:00.562	38.253	199.5	20:12.351								
10	1	2:05.377	25.636	1:01.842	37.899	208.1	22:17.728								
11	1	2:02.949	24.437	1:00.852	37.660	202.8	24:20.677								
12	1	2:01.432	24.228	59.826	37.378	205.8	26:22.109								
13	1	2:20.993	27.274	1:16.184	37.535	192.2	28:43.102								
14	1	2:26.013	25.247	1:06.693	54.073	181.8	31:09.115								
15	1	3:20.753	1:39.824	1:02.535	38.394		34:29.868								
16	1	2:02.520	24.320	1:00.625	37.575	219.7	36:32.388								
66 Ford GT40 1965 1. Jean-François DECAUX GT1															
1	1	3:10.298	1:16.145	1:13.217	40.936		3:10.298								
2	1	2:06.917	26.859	1:01.464	38.594	162.1	5:17.215								
3	1	2:03.840	25.288	1:00.769	37.783	178.5	7:21.055								
4	1	2:03.203	24.845	1:00.676	37.682	183.6	9:24.258								
5	1	2:02.600	23.938	1:01.080	37.582	203.9	11:26.858								
6	1	2:00.787	24.314	58.639	37.834	202.8	13:27.645								
7	1	2:00.962	24.102	59.237	37.623	195.6	15:28.607								
8	1	2:41.772	24.425	1:35.282	42.065	189.9	18:10.379								
9	1	2:00.696	24.495	58.792	37.409	190.6	20:11.075								
10	1	1:59.038	23.390	57.965	37.683	216.7	22:10.113								
11	1	2:02.686	25.477	59.238	37.971	193.2	24:12.799								
12	1	2:03.674	24.016	58.476	41.182	200.9	26:16.473								
13	1	2:25.890	27.046	1:20.037	38.807	210.5	28:42.363								
14	1	2:02.090	25.039	59.879	37.172	171.1	30:44.453								
15	1	1:59.678	23.501	58.071	38.106	219.7	32:44.131								
16	1	1:59.172	23.949	58.043	37.180	192.5	34:43.303								
17	1	2:19.163	23.530	1:03.539	52.094	206.2	37:02.466								
18	1	3:47.040	2:02.788	1:05.736	38.516		40:49.506								
19	1	1:58.834	23.578	58.346	36.910	212.9	42:48.340								
20	1	1:59.441	23.248	58.576	37.617	219.3	44:47.781								
21	1	2:01.168	23.691	58.768	38.709	202.0	46:48.949								
68 Porsche 911 Carrera RSR 3.0 1974 1. Claudio RODDARO GT1															
1	1	9:26.513	7:09.671	1:27.080	49.762		9:26.513								
2	1	2:30.886	37.352	1:15.330	38.204	125.9	11:57.399								
3	1	1:54.485	22.998	56.109	35.378	219.7	13:51.884								
4	1	2:48.922	26.538	1:18.166	1:04.218	200.6	16:40.806								
69 Ford GT40 1965 1. Mr JOHN OF B GT1 2. Soheil AYARI															
1	1	3:15.046	1:29.976	1:05.710	39.360		3:15.046								
2	1	2:01.645	25.534	58.715	37.396	174.3	5:16.691								
3	1	1:55.947	22.986	57.822	35.139	225.6	7:12.638								
4	1	1:52.756	22.058	55.677	35.021	226.5	9:05.394								
5	1	1:52.577	22.332	55.481	34.764	220.2	10:57.971								
6	1	1:54.468	22.074	56.929	35.465	219.3	12:52.439								
7	1	1:54.226	23.044	56.098	35.084	208.9	14:46.665								
8	1	2:35.426	23.078	1:09.165	1:03.183	216.7	17:22.091								
9	2	4:26.748	2:54.514	56.870	35.364		21:48.839								
10	2	1:50.918	21.925	54.085	34.908	212.1	23:39.757								
11	2	4:51.354	21.715	3:37.287	52.352	227.9	28:31.111								
70 Lola T70 Mk.3B 1969 1. Pierre-Alain FRANCE P+2L															
1	1	2:47.491	1:09.370	1:00.488	37.633		2:47.491								
2	1	1:54.747	23.447	56.227	35.073	202.8	4:42.238								
3	1	1:52.207	22.054	55.195	34.958	240.3	6:34.445								
4	1	1:51.860	22.691	54.753	34.416	212.1	8:26.305								

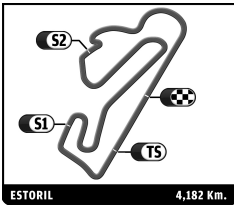


CLASSIC ENDURANCE RACING 1
ESTORIL CLASSICS
QUALIFYING

Sector Analysis

Personal Best Session Best B Crossing the finish line in pit lane

Lap	D	Time	Sector 1	Sector 2	Sector 3	T. Spd	Elapsed	Lap	D	Time	Sector 1	Sector 2	Sector 3	T. Spd	Elapsed
5	1	1:52.439	22.503	54.845	35.091	221.5	10:18.744	14	2	1:48.250	21.153	52.893	34.204	238.7	31:22.851
6	1	1:50.803	21.667	54.710	34.426	254.1	12:09.547	15	2	1:48.544	21.134	53.270	34.140	236.2	33:11.395
7	1	2:05.246 B	22.775	57.126	45.345	231.7	14:14.793	16	2	1:47.768	21.134	52.588	34.046	238.7	34:59.163
75 Chevron B16 1970 1.Ted TUPPEN P-2L								17 2 1:48.918 21.217 52.532 35.169 235.7 36:48.081							
1	1	2:46.705	58.896	1:06.869	40.940		2:46.705	18	2	1:48.805	21.668	53.203	33.934	238.2	38:36.886
2	1	2:03.562	23.912	1:02.691	36.959	212.1	4:50.267	19	2	1:52.484	23.062	54.641	34.781	194.2	40:29.370
3	1	2:00.293	23.624	1:00.296	36.373	225.6	6:50.560	20	2	1:48.172	21.264	52.794	34.114	240.3	42:17.542
4	1	1:55.882	23.043	56.709	36.130	223.7	8:46.442	21	2	1:47.602	20.804	52.665	34.193	244.5	44:05.204
5	1	1:58.183	23.200	57.884	37.099	226.0	10:44.625	22	2	1:48.301	21.134	53.055	34.112	231.2	45:53.505
6	1	1:57.079	23.782	57.034	36.263	216.7	12:41.704	199 Chevron B19 1971 1.Jamie CONSTABLE P-2L							
7	1	1:58.923	22.897	59.507	36.519	218.0	14:40.627	1	1	3:21.624	1:48.548	56.796	36.280		3:21.624
8	1	2:28.701 B	23.313	1:03.704	1:01.684	220.2	17:09.328	2	1	1:55.396	22.912	56.696	35.788	228.8	5:17.020
9	1	4:18.568	2:36.991	1:05.140	36.437		21:27.896	3	1	1:49.300	21.809	53.349	34.142	244.0	7:06.320
10	1	1:55.371	23.135	56.314	35.922	224.2	23:23.267	4	1	1:47.189	21.460	52.354	33.375	242.9	8:53.509
11	1	1:54.110	23.195	55.536	35.379	217.6	25:17.377	5	1	2:02.516 B	21.366	52.979	48.171	238.2	10:56.025
12	1	2:33.136 B	22.987	1:07.284	1:02.865	227.4	27:50.513	6	1	7:26.284	5:26.948	1:21.515	37.821		18:22.309
13	1	3:41.313	2:00.191	1:04.671	36.451		31:31.826	7	1	1:47.984	21.200	52.200	34.584	243.4	20:10.293
14	1	2:19.400	23.057	1:14.423	41.920	220.6	33:51.226	8	1	1:46.072	21.252	51.773	33.047	240.3	21:56.365
15	1	2:14.508 B	23.171	1:02.506	48.831	216.7	36:05.734	9	1	2:10.434 B	23.594	58.175	48.665	232.2	24:06.799
16	1	4:31.594	2:46.920	1:07.397	37.277		40:37.328	690 Chevron B8 1969 1.Roger WHITESIDE P-2L							
17	1	1:56.936	23.441	57.726	35.769	200.6	42:34.264	1	1	2:58.942	1:10.070	1:08.551	40.321		2:58.942
18	1	1:54.660	23.107	55.878	35.675	215.9	44:28.924	2	1	2:10.805	25.644	1:04.290	40.871	198.8	5:09.747
19	1	2:25.503 B	22.911	1:00.154	1:02.438	221.5	46:54.427	3	1	2:08.331	25.236	1:03.303	39.792	192.9	7:18.078
124 Lola T70 Mk.3B (C) 1968 1.Emile BREITMAYER P+2L								4	1	2:06.263	24.584	1:02.586	39.093	205.4	9:24.341
1	1	2:54.106	1:12.320	58.998	42.788		2:54.106	5	1	2:05.599	24.850	1:02.681	38.068	189.6	11:29.940
2	1	1:52.549	22.482	54.442	35.625	225.6	4:46.655	6	1	2:23.396 B	25.715	1:04.069	53.612	199.5	13:53.336
3	1	1:47.823	20.872	52.239	34.712	236.7	6:34.478	7	1	4:54.589	3:04.603	1:10.131	39.855		18:47.925
4	1	1:46.285	20.672	51.137	34.476	255.2	8:20.763	8	1	2:06.990	25.898	1:01.827	39.265	188.9	20:54.915
5	1	1:46.806	20.661	51.733	34.412	235.7	10:07.569	9	1	2:07.196	25.905	1:03.133	38.158	193.9	23:02.111
6	1	1:47.296	20.739	52.483	34.074	236.2	11:54.865	10	1	2:03.032	24.350	1:01.104	37.578	201.7	25:05.143
7	1	2:02.806 B	20.749	52.601	49.456	237.2	13:57.671	11	1	2:28.447	25.046	1:08.578	54.823	200.2	27:33.590
8	1	5:32.018	4:04.141	53.343	34.534		19:29.689	12	1	2:12.626	32.400	1:01.925	38.301	128.2	29:46.216
9	1	1:47.592	20.936	53.129	33.527	240.3	21:17.281	13	1	2:06.103	25.858	1:00.904	39.341	201.7	31:52.319
10	1	1:45.085	20.877	50.900	33.308	239.2	23:02.366	14	1	2:05.876	27.038	1:01.114	37.724	198.8	33:58.195
11	1	1:47.321	21.249	52.489	33.583	232.7	24:49.687	15	1	2:02.113	24.923	59.784	37.406	198.1	36:00.308
12	1	2:03.089 B	21.100	53.688	48.301	240.8	26:52.776	16	1	2:02.861	24.423	1:00.644	37.794	196.7	38:03.169
13	1	22:17.617 B					49:10.393	17	1	2:04.203	24.452	1:00.405	39.346	202.4	40:07.372
164 Lola T70 Mk.3B 1971 1.Stephan JOEBSTL P+2L 2.Andy WILLIS								18	1	2:02.066	24.098	1:00.258	37.710	211.3	42:09.438
1	1	2:14.187	39.248	59.336	35.603		2:14.187	19	1	2:02.841	25.179	1:00.182	37.480	204.3	44:12.279
2	1	1:53.733	23.685	55.136	34.912	175.2	4:07.920	20	1	2:01.589	24.550	59.429	37.610	198.4	46:13.868
3	1	1:51.519	22.416	54.739	34.364	215.4	5:59.439	911 Porsche 911 Carrera RSR 2.8 1973 1.Alain GADAL GT1							
4	1	1:52.158	22.336	55.180	34.642	236.2	7:51.597	1	1	3:15.477	1:27.765	1:06.810	40.902		3:15.477
5	1	1:52.999	22.638	55.529	34.832	223.7	9:44.596	2	1	2:06.536	26.538	1:00.201	39.797	182.4	5:22.013
6	1	1:55.474	22.942	55.549	36.983	213.8	11:40.070	3	1	2:06.455	26.337	1:00.482	39.636	182.7	7:28.468
7	1	1:53.863	22.252	55.773	35.838	217.1	13:33.933	4	1	2:05.908	25.715	1:00.822	39.371	198.1	9:34.376
8	1	1:53.189	22.236	55.520	35.433	218.0	15:27.122	5	1	2:07.361	25.830	1:01.513	40.018	199.1	11:41.737
9	1	2:48.395 B	21.964	1:36.931	49.500	218.0	18:15.517	6	1	2:06.887	25.040	1:01.227	40.620	200.2	13:48.624
10	2	5:20.884	3:51.691	54.139	35.054		23:36.401	7	1	2:27.418 B	25.501	1:01.882	1:00.035	196.3	16:16.042
11	2	1:47.929	21.368	52.698	33.863	242.4	25:24.330	8	1	4:22.184	2:34.593	1:04.405	43.186		20:38.226
12	2	2:18.934	21.390	1:02.799	54.745	242.9	27:43.264	9	1	2:14.018	27.091	1:04.617	42.310	187.6	22:52.244
13	2	1:51.337	23.061	53.992	34.284	203.9	29:34.601	10	1	2:10.615	25.844	1:03.382	41.389	189.9	25:02.859



CLASSIC ENDURANCE RACING 1
ESTORIL CLASSICS
QUALIFYING

Sector Analysis

■ Personal Best ■ Session Best B Crossing the finish line in pit lane

Lap	D	Time	Sector 1	Sector 2	Sector 3	T. Spd	Elapsed	Lap	D	Time	Sector 1	Sector 2	Sector 3	T. Spd	Elapsed
11	1	2:36.530B	26.820	1:06.393	1:03.317	188.6	27:39.389								
12	1	3:32.942	1:44.069	1:06.323	42.550		31:12.331								
13	1	2:14.624	26.738	1:05.331	42.555	188.6	33:26.955								
14	1	2:12.166	27.368	1:03.879	40.919	173.0	35:39.121								
15	1	2:08.448	26.111	1:01.427	40.910	188.9	37:47.569								
16	1	2:11.096	28.322	1:02.188	40.586	161.3	39:58.665								
17	1	2:09.978	27.002	1:02.626	40.350	188.6	42:08.643								
18	1	2:09.357	25.657	1:03.501	40.199	192.9	44:18.000								
19	1	2:08.465	25.693	1:02.284	40.488	191.5	46:26.465								