

CLASSIC ENDURANCE RACING 1
ESTORIL CLASSICS
PRIVATE PRACTICE

Sector Analysis

Personal Best Session Best B Crossing the finish line in pit lane

Lap	D	Time	Sector 1	Sector 2	Sector 3	T. Spd	Elapsed	Lap	D	Time	Sector 1	Sector 2	Sector 3	T. Spd	Elapsed	
2		Lola T210 1970 1. Frank JACOB P-2L							4	1	1:54.403	22.443	54.788	37.172	214.6	12:16.020
	1	2:42.542	52.953	1:08.344	41.245		2:42.542		5	1	2:03.332 B	21.498	54.605	47.229	223.7	14:19.352
	2	2:07.929	28.429	1:00.994	38.506	138.5	4:50.471		6	1	6:26.371	4:54.521	57.339	34.511		20:45.723
	3	2:01.447	25.268	59.316	36.863	164.5	6:51.918		7	1	1:52.304	22.885	54.044	35.375	202.0	22:38.027
	4	2:00.643	24.750	59.041	36.852	196.0	8:52.561		8	1	1:53.166	21.641	56.076	35.449	223.7	24:31.193
	5	1:59.148	24.365	57.228	37.555	186.4	10:51.709		9	1	1:51.545	21.988	55.742	33.815	217.6	26:22.738
	6	2:00.427	24.217	1:00.052	36.158	181.2	12:52.136		10	1	1:47.390	21.237	52.261	33.892	226.9	28:10.128
	7	1:56.451	24.180	56.659	35.612	211.7	14:48.587		11	1	2:14.561 B	22.246	1:04.881	47.434	206.6	30:24.689
	8	2:53.802 B	28.277	1:25.098	1:00.427	212.9	17:42.389									
	9	4:12.366	2:38.427	57.988	35.951		21:54.755									
	10	2:21.476	23.733	1:21.514	36.229	209.7	24:16.231									
	11	1:56.934	24.384	56.989	35.561	200.9	26:13.165									
	12	1:54.391	23.179	55.769	35.443	217.1	28:07.556									
4		Porsche 908/03 1971 1. Henrique GEMPERLE P+2L 2. Marc de SIEBENTHAL														
	1	5:14.254	3:35.124	1:01.093	38.037		5:14.254									
	2	1:53.329	24.020	54.993	34.316	190.9	7:07.583									
	3	1:48.965	22.180	53.427	33.358	224.2	8:56.548									
	4	1:49.924	21.936	54.432	33.556	228.8	10:46.472									
	5	1:48.646	21.722	53.078	33.846	229.8	12:35.118									
	6	1:50.167	22.357	54.077	33.733	229.8	14:25.285									
	7	2:48.617 B	22.812	1:16.318	1:09.487	218.0	17:13.902									
	8	17:11.623	...	1:12.345	39.130		34:25.525									
	9	1:58.118	25.913	56.311	35.894	169.5	36:23.643									
	10	1:57.975	23.718	57.987	36.270	197.4	38:21.618									
	11	1:54.925	22.765	57.180	34.980	226.5	40:16.543									
	12	1:56.659	22.976	56.288	37.395	212.9	42:13.202									
	13	1:52.622	23.309	54.920	34.393	208.1	44:05.824									
6		Porsche 911 Carrera RSR 2.8L (C) 1973 1. Kurt THIEL GT1														
	1	6:35.515 B	4:36.229	1:07.412	51.874		6:35.515									
	2	3:35.248	1:50.580	1:04.165	40.503		10:10.763									
	3	2:06.536	25.440	1:02.242	38.854	207.7	12:17.299									
	4	2:04.153	24.821	1:00.508	38.824	214.6	14:21.452									
	5	2:58.679 B	26.130	1:19.812	1:12.737	207.4	17:20.131									
	6	3:23.523	1:42.617	1:01.704	39.202		20:43.654									
	7	2:03.702	24.567	1:00.600	38.535	215.4	22:47.356									
	8	2:04.902	23.978	1:01.327	39.597	220.6	24:52.258									
	9	2:04.295	25.032	1:00.682	38.581	204.3	26:56.553									
	10	2:03.547	24.237	1:00.787	38.523	220.2	29:00.100									
	11	2:20.203	24.140	1:03.635	52.428	224.2	31:20.303									
	12	2:45.750	44.750	1:22.913	38.087	74.9	34:06.053									
	13	2:02.402	25.389	59.352	37.661	216.7	36:08.455									
	14	2:01.240	23.696	59.652	37.892	228.3	38:09.695									
	15	2:01.624	23.878	59.657	38.089	226.9	40:11.319									
	16	2:02.107	24.231	59.612	38.264	223.7	42:13.426									
	17	2:03.675	24.332	59.456	39.887	212.5	44:17.101									
8		Chevron B21 1972 1. Romain BELLETESTE P-2L														
	1	4:32.718	2:57.206	59.083	36.429		4:32.718									
	2	1:54.040	23.550	55.358	35.132	201.7	6:26.758									
	3	1:54.760	24.463	55.201	35.096	194.9	8:21.518									
	4	1:52.047	22.283	54.787	34.977	220.2	10:13.565									
	5	1:52.385	22.591	54.505	35.289	212.9	12:05.950									
	6	2:15.550 B	23.182	1:00.608	51.760	203.9	14:21.500									
	7	4:54.046	3:23.238	55.576	35.232		19:15.546									
	8	1:53.011	22.967	55.167	34.877	211.3	21:08.557									
	9	1:51.186	22.338	54.569	34.279	221.5	22:59.743									
	10	1:53.439	22.790	55.995	34.654	216.7	24:53.182									
	11	1:53.623	23.310	55.561	34.752	198.1	26:46.805									
	12	1:53.463	23.038	54.902	35.523	202.8	28:40.268									
	13	1:52.352	22.203	55.710	34.439	217.1	30:32.620									
	14	2:49.308	23.349	1:36.899	49.060	227.4	33:21.928									
	15	1:50.927	22.354	54.455	34.118	224.2	35:12.855									
	16	1:51.125	22.493	54.778	33.854	204.7	37:03.980									
	17	1:52.212	22.980	53.851	35.381	198.4	38:56.192									
	18	2:23.836 B	25.366	1:06.496	51.974	174.6	41:20.028									
12		Porsche 911 Carrera RSR 3.0 (C) 1975 1. Fernando ESPIRITO SANTO GT1 2. Ricardo BRAVO														
	1	3:49.104	2:02.003	1:07.192	39.909		3:49.104									
	2	2:06.496	26.084	1:01.295	39.117	189.9	5:55.600									
	3	2:04.348	26.182	59.660	38.506	188.3	7:59.948									
	4	2:04.014	25.735	1:00.117	38.162	218.0	10:03.962									
	5	2:02.283	24.315	59.446	38.522	207.0	12:06.245									
	6	2:05.403	25.157	1:01.264	38.982	199.1	14:11.648									
	7	2:31.842 B	24.819	1:08.921	58.102	204.3	16:43.490									
	8	4:01.728	2:22.751	1:01.339	37.638		20:45.218									
	9	2:09.239	25.637	1:03.535	40.067	185.1	22:54.457									
	10	2:14.631 B	26.136	1:01.234	47.261	196.7	25:09.088									
	11	2:51.357	3:36.892	1:05.121	37.344		30:28.445									
	12	2:53.813	23.988	1:38.655	51.170	226.5	33:22.258									
	13	2:57.664	23.883	57.372	36.409	213.4	35:19.922									
	14	1:56.087	23.167	56.728	36.192	227.9	37:16.009									
	15	2:57.543	23.404	57.510	36.629	227.9	39:13.552									
	16	2:56.326	23.252	56.509	36.565	226.5	41:09.878									
	17	2:16.792 B	23.298	1:01.003	52.491	230.2	43:26.670									
15		Chevron B19 1971 1. John EMBERSON P-2L 2. Nigel GREENSALL														
	1	4:53.857	3:15.044	1:00.737	38.076		4:53.857									

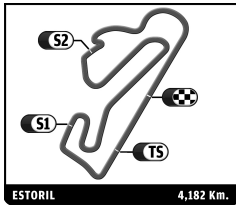


CLASSIC ENDURANCE RACING 1
ESTORIL CLASSICS
PRIVATE PRACTICE

Sector Analysis

Personal Best Session Best B Crossing the finish line in pit lane

Lap	D	Time	Sector 1	Sector 2	Sector 3	T. Spd	Elapsed	Lap	D	Time	Sector 1	Sector 2	Sector 3	T. Spd	Elapsed	
1	1	4:46.534	B		55.056		4:46.534	13	1	2:01.354	25.164	59.360	36.830	204.7	30:21.727	
2	1	2:43.017			38.066		7:29.551	14	1	2:36.791	23.545	1:15.717	57.529	208.9	32:58.518	
3	1	2:18.867	B		51.857	164.5	9:48.418	15	1	2:04.805	29.769	57.876	37.160	150.4	35:03.323	
19 Chevron B19 1971 1. Rolf SIGRIST P-2L								24 Lola T212 1971 1. Christophe BEAUDON P-2L								
1	1	3:19.446	1:41.941	1:01.051	36.454		3:19.446	1	1	2:42.809	1:02.861	1:01.231	38.717		2:42.809	
2	1	1:53.990	22.227	56.288	35.475	232.7	5:13.436	2	1	1:57.900	24.737	57.201	35.962	189.6	4:40.709	
3	1	1:53.195	21.929	53.963	37.303	236.7	7:06.631	3	1	1:53.284	23.140	55.061	35.083	222.4	6:33.993	
4	1	1:49.407	21.722	53.546	34.139	239.2	8:56.038	4	1	1:53.707	22.931	55.796	34.980	220.6	8:27.700	
5	1	1:54.414	22.912	55.869	35.633	202.4	10:50.452	5	1	2:04.282	B	23.756	56.972	43.554	209.3	10:31.982
6	1	2:08.137	B	22.099	57.037	49.001	216.7	12:58.589	6	1	6:04.890	4:09.087	1:06.662	49.141		16:36.872
7	1	4:51.117	B	2:30.572	1:22.432	58.113	17:49.706	7	1	2:07.798	31.807	1:00.939	35.052	137.1	18:44.670	
8	1	2:26.569	54.694	56.601	35.274		20:16.275	8	1	1:58.088	22.439	57.763	37.886	228.3	20:42.758	
9	1	1:51.599	22.768	54.150	34.681	225.6	22:07.874	9	1	1:55.582	22.607	55.318	37.657	230.2	22:38.340	
10	1	1:53.004	21.969	56.878	34.157	238.7	24:00.878	10	1	1:55.336	23.283	55.848	36.205	228.8	24:33.676	
11	1	1:52.826	22.495	55.800	34.531	244.5	25:53.704	11	1	1:54.936	23.031	56.128	35.777	238.2	26:28.612	
12	1	1:48.839	21.740	53.451	33.648	237.7	27:42.543	12	1	1:56.555	24.025	56.604	35.926	217.1	28:25.167	
13	1	1:52.729	22.196	54.779	35.754	246.7	29:35.272	13	1	1:53.785	23.591	55.058	35.136	231.2	30:18.952	
14	1	2:15.247	B	22.028	53.328	59.891	32:50.519	14	1	2:37.138	B	24.015	1:13.512	59.611	226.0	32:56.090
15	1	4:00.737	B	2:11.191	54.576	54.970	35:51.256	35 Lola T70 Mk.3B 1969 1. Armand MILLE P+2L								
1	2	3:02.305	1:14.366	1:09.648	38.291		3:02.305	1	1	4:04.539	2:25.761	1:02.131	36.647		4:04.539	
2	2	2:00.883	27.459	58.235	35.189	149.8	5:03.188	2	1	1:54.027	23.561	55.367	35.099	183.6	5:58.566	
3	2	1:55.987	23.752	57.404	34.831	182.1	6:59.175	3	1	1:50.363	22.447	53.885	34.031	207.4	7:48.929	
4	2	1:56.382	24.494	56.498	35.390	200.6	8:55.557	4	1	1:49.864	21.681	54.122	34.061	223.7	9:38.793	
5	2	1:54.320	22.419	56.375	35.526	210.1	10:49.877	5	1	1:49.804	22.030	53.667	34.107	211.3	11:28.597	
6	2	1:52.117	22.327	55.037	34.753	209.7	12:41.994	6	1	2:03.518	B	23.591	55.769	44.158	202.0	13:32.115
7	2	2:04.379	B	22.432	56.318	45.629	213.8	14:46.373	7	1	7:23.986	5:55.004	55.000	33.982		20:56.101
8	2	3:14.682	B	58.757	1:24.564	51.361	18:01.055	8	1	1:48.878	21.703	53.182	33.993	224.2	22:44.979	
9	1	6:15.808	4:27.438	1:08.145	40.225		24:16.863	9	1	1:49.179	21.678	52.963	34.538	219.7	24:34.158	
10	1	2:12.562	26.338	1:06.267	39.957	193.9	26:29.425	10	1	2:05.857	B	23.268	57.241	45.348	200.2	26:40.015
11	1	2:06.395	25.201	1:02.444	38.750	197.4	28:35.820	36 Porsche 910 1967 1. Jürgen RUDOLPH P-2L								
12	1	2:05.089	24.751	1:02.676	37.662	203.2	30:40.909	1	1	3:41.305	1:56.351	1:06.767	38.187		3:41.305	
13	1	2:45.986	26.943	1:29.388	49.655	212.1	33:26.895	2	1	2:00.163	25.309	58.390	36.464	180.3	5:41.468	
14	1	2:03.638	25.392	1:01.180	37.066	196.0	35:30.533	3	1	2:01.920	24.939	1:00.255	36.726	179.1	7:43.388	
15	1	2:06.097	24.683	1:01.047	40.367	196.3	37:36.630	4	1	1:58.289	23.507	58.289	36.493	210.9	9:41.677	
16	1	2:00.779	24.223	59.872	36.684	192.9	39:37.409	5	1	1:55.589	23.208	56.391	35.990	219.3	11:37.266	
17	1	2:01.488	24.495	59.973	37.020	192.5	41:38.897	6	1	1:58.250	23.302	56.933	38.015	215.0	13:35.516	
18	1	2:01.138	24.504	59.788	36.846	218.4	43:40.035	7	1	2:23.926	B	23.898	56.761	1:03.267	202.8	15:59.442
22 Chevron B16 1970 1. Didier ROBIN P-2L 2. Maxime ROBIN								8	1	4:15.859	2:42.861	57.332	35.666		20:15.301	
1	2	2:28.626	54.255	59.051	35.320		2:28.626	9	1	1:55.774	23.485	56.736	35.553	210.1	22:11.075	
2	2	1:54.794	22.275	57.522	34.997	210.9	4:23.420	10	1	1:55.514	23.601	56.252	35.661	213.8	24:06.589	
3	2	1:52.967	22.237	55.136	35.594	229.3	6:16.387	11	1	1:55.700	23.403	56.422	35.875	215.9	26:02.289	
4	2	1:52.016	21.646	55.456	34.914	232.2	8:08.403	12	1	1:54.804	22.914	56.133	35.757	221.0	27:57.093	
5	2	1:51.533	21.711	55.157	34.665	233.2	9:59.936	13	1	1:56.136	23.468	56.560	36.108	208.5	29:53.229	
6	2	1:52.513	21.919	56.300	34.294	222.8	11:52.449	14	1	2:24.530	B	23.486	1:02.806	58.238	215.0	32:17.759
7	2	2:04.950	B	21.504	55.166	48.280	237.7	13:57.399	15	1	3:17.221	1:45.215	56.278	35.728		35:34.980
8	1	6:21.138	4:40.819	1:02.376	37.943		20:18.537	16	1	1:59.007	23.956	58.151	36.900	184.8	37:33.987	
9	1	2:02.136	24.612	59.128	38.396	183.9	22:20.673	17	1	1:54.925	23.258	55.960	35.707	210.9	39:28.912	
10	1	2:01.119	24.532	59.318	37.269	199.5	24:21.792									
11	1	2:00.453	24.021	59.248	37.184	209.3	26:22.245									
12	1	1:58.128	23.786	57.390	36.952	206.2	28:20.373									



CLASSIC ENDURANCE RACING 1
ESTORIL CLASSICS
PRIVATE PRACTICE

Sector Analysis

Personal Best Session Best B Crossing the finish line in pit lane

Lap	D	Time	Sector 1	Sector 2	Sector 3	T. Spd	Elapsed	Lap	D	Time	Sector 1	Sector 2	Sector 3	T. Spd	Elapsed
18	1	1:55.767	23.190	56.782	35.795	218.4	41:24.679	13	1	2:08.798 B	23.217	55.901	49.680	191.2	39:40.516
19	1	1:55.553	22.870	56.742	35.941	222.4	43:20.232								
45		Chevron B19 1971					P-2L	56		Chevron B19 1971					P-2L
		1. Gianluigi CANDIANI								1. Joao Paulo CAMPOS COS					
		2. Frédéric ROUVIER								2. Alexandre BEIRAO					
1	1	3:05.167	1:26.386	1:01.801	36.980		3:05.167	1	1	3:51.577	2:16.808	58.366	36.403		3:51.577
2	1	1:55.550	24.314	55.854	35.382	198.4	5:00.717	2	1	1:53.123	23.553	55.025	34.545	199.9	5:44.700
3	1	1:53.939	22.637	54.799	36.503	240.3	6:54.656	3	1	1:52.536	22.381	55.854	34.301	230.2	7:37.236
4	1	1:55.129	23.584	56.253	35.292	245.6	8:49.785	4	1	1:51.024	22.343	54.846	33.835	218.9	9:28.260
5	1	1:53.113	22.499	55.292	35.322	242.9	10:42.898	5	1	1:50.000	21.974	53.775	34.251	228.3	11:18.260
6	1	1:52.892	22.635	55.286	34.971	242.9	12:35.790	6	1	2:07.695 B	21.695	54.764	51.236	234.6	13:25.955
7	1	1:51.540	22.940	54.310	34.290	233.2	14:27.330								
8	1	2:51.540 B	22.368	1:16.649	1:12.523	240.3	17:18.870	57		Lola T70 Mk.3 1967					P+2L
9	1	2:51.210	1:19.264	57.138	34.808		20:10.080			1. Christophe GADAIS					
10	1	2:06.391 B	22.358	57.261	46.772	244.5	22:16.471	1	1	4:28.289	2:40.911	1:08.342	39.036		4:28.289
11	2	8:28.059	6:58.941	55.269	33.849		30:44.530	2	1	2:05.609	28.940	59.284	37.385	143.9	6:33.898
12	2	2:41.480	25.384	1:30.417	45.679	218.9	33:26.010	3	1	2:00.416	26.066	58.345	36.005	171.6	8:34.314
13	2	1:48.590	22.039	53.214	33.337	215.4	35:14.600	4	1	1:55.805	23.917	55.808	36.080	189.2	10:30.119
14	2	1:48.509	21.702	53.342	33.465	240.3	37:03.109	5	1	1:56.165	23.713	56.398	36.054	185.4	12:26.284
15	2	1:48.093	21.369	53.357	33.367	232.7	38:51.202	6	1	2:09.245 B	23.160	55.845	50.240	196.3	14:35.529
16	2	1:49.094	21.609	53.441	34.044	231.2	40:40.296	7	1	4:56.274	3:10.357	56.671	49.246		19:31.803
17	2	1:48.798	21.649	53.305	33.844	238.7	42:29.094	8	1	1:57.331	23.941	57.293	36.097	200.9	21:29.134
18	2	1:48.978	21.460	53.008	34.510	237.7	44:18.072	9	1	1:55.215	23.018	56.534	35.663	216.7	23:24.349
								10	1	1:54.590	22.647	56.165	35.778	218.0	25:18.939
47		Lola T70 Mk.2 1966					P+2L	11	1	1:55.190	22.364	56.820	36.006	234.2	27:14.129
		1. Marcel BERNET						12	1	1:54.959	22.957	56.173	35.829	206.6	29:09.088
1	1	6:24.400	4:40.612	1:05.324	38.464		6:24.400	13	1	2:16.528 B	22.783	59.454	54.291	204.3	31:25.616
2	1	2:01.484	26.677	58.649	36.158	156.3	8:25.884	14	1	5:37.190	4:04.522	56.450	36.218		37:02.806
3	1	1:58.636	24.178	56.992	37.466	190.2	10:24.520	15	1	1:55.886	24.342	56.170	35.374	191.5	38:58.692
4	1	1:59.597	25.706	57.416	36.475	167.2	12:24.117	16	1	1:56.133	23.464	57.078	35.591	189.2	40:54.825
5	1	1:56.400	23.583	56.568	36.249	202.0	14:20.517	17	1	1:53.806	22.364	55.833	35.609	215.9	42:48.631
6	1	2:47.665 B	23.224	1:19.151	1:05.290	201.3	17:08.182								
7	1	4:16.129	2:40.998	58.996	36.135		21:24.311	58		Crosslé 9S 1966					P-2L
8	1	1:55.570	23.508	56.463	35.599	191.9	23:19.881			1. Laurent FORT					
9	1	1:58.911	23.535	58.711	36.665	199.1	25:18.792			2. Philippe SCEMAMA					
10	1	1:58.159	24.725	57.052	36.382	179.7	27:16.951	1	1	2:40.070	50.420	1:08.290	41.360		2:40.070
11	1	1:55.120	22.735	56.939	35.446	226.0	29:12.071	2	1	2:09.992	27.306	1:03.618	39.068	158.3	4:50.062
12	1	2:19.200 B	24.338	57.271	57.591	198.8	31:31.271	3	1	2:04.914	24.950	1:01.741	38.223	176.5	6:54.976
13	1	4:45.676	3:06.681	1:01.630	37.365		36:16.947	4	1	2:00.985	24.164	59.778	37.043	199.9	8:55.961
14	1	1:57.757	24.234	57.628	35.895	182.4	38:14.704	5	1	2:00.696	24.475	58.958	37.263	181.2	10:56.657
15	1	1:55.581	23.180	57.015	35.386	210.5	40:10.285	6	1	1:59.122	23.867	58.339	36.916	191.5	12:55.779
16	1	2:34.719 B	23.630	56.876	1:14.213	202.8	42:45.004	7	1	2:18.673 B	25.201	1:04.268	49.204	200.2	15:14.452
								8	1	5:41.379	4:02.834	1:00.526	38.019		20:55.831
55		Chevron B19 1971					P-2L	9	1	1:59.858	24.113	58.682	37.063	187.3	22:55.689
		1. François RIVAZ						10	1	2:11.551 B	24.071	59.189	48.291	204.7	25:07.240
		2. Alexander FURIANI						11	1	3:53.854	2:13.205	1:03.037	37.612		29:01.094
1	2	12:08.395	...	54.916	33.809		12:08.395	12	1	2:18.700	24.121	1:02.292	52.887	196.0	31:19.794
2	2	1:48.923	22.249	53.231	33.443	229.3	13:57.318	13	1	2:44.351	44.626	1:22.754	36.971	75.3	34:04.145
3	2	2:31.877 B	22.350	57.564	1:11.963	226.0	16:29.195	14	1	1:59.274	24.607	58.266	36.401	186.1	36:03.419
4	1	3:56.294	2:21.055	58.319	36.920		20:25.489	15	1	1:59.319	24.502	57.653	37.164	203.9	38:02.738
5	1	1:57.371	25.615	56.671	35.085	189.6	22:22.860	16	1	1:56.481	23.761	56.690	36.030	214.6	39:59.219
6	1	1:54.637	23.717	56.465	34.455	207.7	24:17.497	17	1	1:57.708	24.007	57.320	36.381	196.0	41:56.927
7	1	1:53.156	23.312	55.311	34.533	198.4	26:10.653	18	1	1:56.555	23.404	56.490	36.661	226.9	43:53.482
8	1	1:52.885	22.889	55.194	34.802	212.1	28:03.538								
9	1	1:52.236	22.659	55.096	34.481	210.9	29:55.774	59		Porsche 911 Carrera RSR 3.0 1974					GT1
10	1	2:19.921 B	22.889	57.482	59.550	193.6	32:15.695			1. Jean-Louis BONNET					
11	1	3:20.477	1:50.018	55.747	34.712		35:36.172	1	1	6:23.254	4:27.906	1:11.867	43.481		6:23.254
12	1	1:55.546	23.445	56.694	35.407	194.6	37:31.718	2	1	2:19.267	29.006	1:07.133	43.128	169.8	8:42.521
								3	1	2:19.805	28.351	1:08.098	43.356	165.4	11:02.326

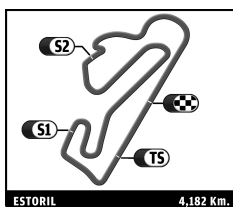


CLASSIC ENDURANCE RACING 1
ESTORIL CLASSICS
PRIVATE PRACTICE

Sector Analysis

Personal Best Session Best B Crossing the finish line in pit lane

Lap	D	Time	Sector 1	Sector 2	Sector 3	T. Spd	Elapsed	Lap	D	Time	Sector 1	Sector 2	Sector 3	T. Spd	Elapsed
4	1	2:14.657	27.363	1:06.229	41.065	188.9	13:16.983	15	1	1:57.549	23.642	57.816	36.091	212.1	40:02.098
5	1	2:28.736	27.145	1:05.512	56.079	188.9	15:45.719	16	1	1:56.189	23.317	56.958	35.914	221.9	41:58.287
6	1	2:43.877	42.985	1:19.564	41.328	82.6	18:29.596	17	1	1:55.718	23.028	56.762	35.928	222.8	43:54.005
7	1	2:13.686	27.378	1:05.251	41.057	183.3	20:43.282	65 Chevron B8 1969 1. Daniel ROUSTAN P-2L							
8	1	2:12.772	27.046	1:03.754	41.972	194.2	22:56.054	1	1	3:34.099	1:51.050	1:03.511	39.538		3:34.099
9	1	2:11.993	27.439	1:03.285	41.269	195.6	25:08.047	2	1	2:05.620	26.089	1:01.661	37.870	180.0	5:39.719
10	1	2:13.065	27.013	1:04.642	41.410	189.6	27:21.112	3	1	2:04.994	26.084	1:00.698	38.212	173.8	7:44.713
11	1	2:14.628	26.505	1:07.103	41.020	207.7	29:35.740	4	1	2:03.181	25.125	1:00.838	37.218	198.1	9:47.894
12	1	2:37.843 B	26.690	1:07.492	1:03.661	183.6	32:13.583	5	1	2:02.346	24.667	59.631	38.048	204.7	11:50.240
13	1	4:05.185	2:17.905	1:06.254	41.026		36:18.768	6	1	2:04.638	25.383	1:01.057	38.198	204.7	13:54.878
14	1	2:11.218	26.536	1:04.115	40.567	189.6	38:29.986	7	1	2:39.967 B	27.141	1:10.401	1:02.425	195.3	16:34.845
15	1	2:12.092	27.523	1:03.942	40.627	182.1	40:42.078	8	1	4:22.200	2:40.490	1:01.610	40.100		20:57.045
16	1	2:13.069	27.293	1:04.631	41.145	191.9	42:55.147	9	1	2:10.215	26.102	1:03.592	40.521	194.2	23:07.260
61 Chevron B19 1971 1. Marc DEVIS P-2L 2. Mathias DEVIS								10	1	2:14.785	24.489	1:12.700	37.596	186.7	25:22.045
1	2	4:10.373	2:31.641	1:01.859	36.873		4:10.373	11	1	2:03.831	24.964	1:00.610	38.257	200.6	27:25.876
2	2	1:57.332	23.096	57.934	36.302	211.3	6:07.705	12	1	2:09.623	24.854	1:04.398	40.371	204.7	29:35.499
3	2	1:53.708	22.797	55.424	35.487	226.0	8:01.413	13	1	2:32.035 B	24.599	1:08.282	59.154	193.6	32:07.534
4	2	1:54.010	23.512	55.115	35.383	219.3	9:55.423	14	1	5:05.510	3:24.401	1:02.575	38.534		37:13.044
5	2	1:52.765	22.479	54.711	35.575	223.7	11:48.188	15	1	2:03.059	24.581	1:00.593	37.885	213.8	39:16.103
6	2	2:09.202 B	22.807	56.180	50.215	223.7	13:57.390	16	1	2:02.150	24.618	1:00.147	37.385	194.6	41:18.253
7	2	6:35.890	5:00.055	58.825	37.010		20:33.280	17	1	2:26.224 B	24.207	1:09.005	53.012	208.1	43:44.477
8	2	1:56.037	23.085	55.781	37.171	224.6	22:29.317	66 Ford GT40 1965 1. Jean-François DECAUX GT1							
9	2	1:52.144	22.423	54.644	35.077	236.7	24:21.461	1	1	2:52.346	1:04.269	1:07.441	40.636		2:52.346
10	2	2:47.310 B	22.394	1:28.014	56.902	238.2	27:08.771	2	1	2:08.031	25.660	1:03.726	38.645	184.5	5:00.377
11	2	7:48.929	6:15.578	57.426	35.925		34:57.700	3	1	2:06.773	24.456	1:03.714	38.603	203.9	7:07.150
12	2	1:53.080	22.580	54.897	35.603	222.4	36:50.780	4	1	2:05.150	24.863	1:01.819	38.468	188.0	9:12.300
13	2	1:52.579	22.427	54.925	35.227	224.6	38:43.359	5	1	2:06.431	26.801	1:01.056	38.574	157.7	11:18.731
14	2	2:06.275 B	22.520	56.111	47.644	226.9	40:49.634	6	1	2:04.383	25.463	1:00.642	38.278	176.0	13:23.114
62 Chevron B19 1971 1. Michael BIRCH P-2L								7	1	2:21.304	25.046	1:01.867	54.391	197.4	15:44.418
1	1	3:41.271	1:57.063	1:06.909	37.299		3:41.271	8	1	2:37.776	42.970	1:16.472	38.334	81.4	18:22.194
2	1	1:58.386	24.206	57.505	36.675	198.1	5:39.657	9	1	2:03.131	24.703	1:00.286	38.142	197.0	20:25.325
3	1	1:56.458	23.099	56.862	36.497	210.1	7:36.115	10	1	2:05.300	25.210	1:01.289	38.801	207.7	22:30.625
4	1	2:10.621 B	24.777	56.742	49.102	174.9	9:46.736	11	1	2:05.973	25.693	1:00.517	39.763	200.6	24:36.598
5	1	10:40.659	9:04.953	59.528	36.178		20:27.395	12	1	2:03.464	24.674	1:01.042	37.748	194.6	26:40.062
6	1	1:58.019	24.316	58.366	35.337	205.4	22:25.414	13	1	2:02.803	24.425	59.330	39.048	192.9	28:42.865
7	1	2:08.020 B	22.766	56.895	48.359	216.3	24:33.434	14	1	2:02.675	24.388	1:00.123	38.164	205.4	30:45.540
64 Porsche 911 Carrera RSR 3.0 (C) 1974 1. Frédéric DUCOURAU GT1 2. Sébastien DUMEZ								15	1	2:42.819	28.370	1:27.422	47.027	187.3	33:28.359
1	1	3:53.362	2:03.130	1:09.358	40.874		3:53.362	16	1	2:04.817	24.894	1:01.034	38.889	200.6	35:33.176
2	1	2:08.698	26.393	1:03.061	39.244	187.3	6:02.060	17	1	2:20.498 B	28.301	1:01.639	50.558	161.3	37:53.674
3	1	2:08.534	25.289	1:03.956	39.289	205.4	8:10.594	18	1	3:14.147	1:34.797	1:00.735	38.615		41:07.821
4	1	2:07.953	26.134	1:02.791	39.028	201.3	10:18.547	19	1	2:01.062	24.201	59.401	37.460	200.6	43:08.883
5	1	2:21.263 B	25.596	1:02.749	52.918	203.9	12:39.810	68 Porsche 911 Carrera RSR 3.0 1974 1. Claudio RODDARO GT1							
6	1	4:52.399	2:35.312	1:23.285	53.802		17:32.209	1	1	2:25.034	41.794	1:04.366	38.874		2:25.034
7	1	2:11.791	31.645	1:02.323	37.823	141.0	19:44.000	2	1	2:02.325	24.460	1:00.042	37.823	203.2	4:27.359
8	1	2:04.597	25.423	1:00.550	38.624	216.3	21:48.597	3	1	1:58.056	24.044	57.423	36.589	222.8	6:25.415
9	1	2:03.441	25.464	59.962	38.015	189.9	23:52.038	4	1	2:01.481	26.805	58.322	36.354	185.4	8:26.896
10	1	2:17.734 B	25.204	1:02.637	49.893	220.2	26:09.772	5	1	1:57.618	23.819	57.001	36.798	204.7	10:24.514
11	1	5:09.587	3:10.644	1:06.495	52.448		31:19.359	6	1	2:10.424 B	23.564	57.129	49.731	222.4	12:34.938
12	1	2:44.851	44.530	1:22.778	37.543	76.4	34:04.210	7	1	3:44.589	1:41.852	1:01.146	1:01.591		16:19.527
13	1	2:02.285	26.722	58.812	36.751	173.8	36:06.495	8	1	2:15.979	33.007	1:06.205	36.767	119.9	18:35.506
14	1	1:58.054	24.161	57.392	36.501	201.3	38:04.549	9	1	1:58.245	23.347	57.807	37.091	224.2	20:33.751

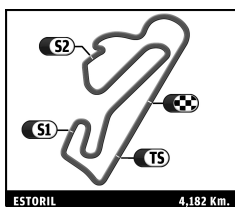


CLASSIC ENDURANCE RACING 1
ESTORIL CLASSICS
PRIVATE PRACTICE

Sector Analysis

Personal Best Session Best B Crossing the finish line in pit lane

Lap	D	Time	Sector 1	Sector 2	Sector 3	T. Spd	Elapsed	Lap	D	Time	Sector 1	Sector 2	Sector 3	T. Spd	Elapsed
10	1	1:59.038	24.040	57.712	37.286	202.8	22:32.789	16	1	1:56.602	23.685	56.149	36.768	217.6	40:52.262
11	1	1:58.862	24.610	57.946	36.306	210.5	24:31.651	17	1	2:03.729	23.322	1:03.468	36.939	220.2	42:55.991
12	1	1:56.734	23.670	57.007	36.057	210.5	26:28.385	124 Lola T70 Mk.3B (C) 1968 1.Emile BREITTMAYER P+2L							
13	1	1:56.510	23.395	56.823	36.292	228.8	28:24.895	1	1	4:14.806	2:40.807	58.098	35.901		4:14.806
14	1	2:08.531 B	24.914	57.869	45.748	219.7	30:33.426	2	1	1:49.086	21.818	53.179	34.089	217.1	6:03.892
15	1	7:03.514	5:16.942	1:04.816	41.756		37:36.940	3	1	1:48.530	21.972	52.844	33.714	221.9	7:52.422
16	1	2:04.582	25.834	1:00.629	38.119	186.1	39:41.522	4	1	1:48.551	20.864	52.300	35.387	241.3	9:40.973
17	1	2:04.145	24.753	1:01.079	38.313	220.2	41:45.667	5	1	1:48.172	21.052	52.877	34.243	233.2	11:29.145
18	1	2:04.487	24.500	59.730	40.257	222.8	43:50.154	6	1	1:48.161	21.855	52.220	34.086	208.5	13:17.306
69 Ford GT40 1965 1. Mr JOHN OF B GT1 2. Soheil AYARI								7	1	1:46.357	21.050	51.180	34.127	235.7	15:03.663
1	1	12:59.466	...	1:04.928	37.527		12:59.466	8	1	2:47.064 B	26.872	1:21.996	58.196	196.0	17:50.727
2	1	2:18.511 B	24.489	1:03.506	50.516	183.9	15:17.977	9	1	4:41.507	3:13.550	52.744	35.213		22:32.234
3	1	4:34.568	3:00.377	58.239	35.952		19:52.545	10	1	1:49.799	22.846	53.568	33.385	234.2	24:22.033
4	1	1:55.917	23.474	55.867	36.576	185.1	21:48.462	11	1	1:48.449	22.108	52.428	33.913	244.0	26:10.482
5	1	2:05.593 B	23.313	57.361	44.919	202.8	23:54.055	12	1	1:47.541	22.145	51.936	33.460	248.4	27:58.023
6	2	5:57.558 B	4:10.376	1:00.510	46.672		29:51.613	13	1	1:46.179	20.930	51.707	33.542	246.7	29:44.202
70 Lola T70 Mk.3B 1969 1. Pierre-Alain FRANCE P+2L								14	1	2:14.403 B	20.834	1:00.461	53.108	246.7	31:58.605
1	1	3:09.270 B	1:11.935	1:07.494	49.841		3:09.270	15	1	6:38.400	5:12.679	52.125	33.596		38:37.005
2	1	3:10.353	1:35.605	59.369	35.379		6:19.623	16	1	1:46.632	21.279	52.009	33.344	233.2	40:23.637
3	1	1:51.934	22.554	54.854	34.526	207.4	8:11.557	17	1	1:49.780	20.977	51.347	37.456	236.7	42:13.417
4	1	1:51.071	22.329	54.206	34.536	215.9	10:02.628	18	1	1:45.246	21.025	51.262	32.959	241.8	43:58.663
5	1	1:48.664	21.946	52.934	33.784	210.1	11:51.292	164 Lola T70 Mk.3B 1971 1. Stephan JOEBSTL P+2L 2. Andy WILLIS							
6	1	1:48.719	21.676	53.261	33.782	229.8	13:40.011	1	2	2:49.956 B	1:03.973	58.270	47.713		2:49.956
7	1	2:21.276 B	22.815	55.348	1:03.113	203.5	16:01.287	2	2	2:15.421	44.357	55.475	35.589		5:05.377
8	1	5:00.893	3:23.004	1:01.753	36.136		21:02.180	3	2	1:52.714	23.056	55.070	34.588	182.4	6:58.091
9	1	1:55.035	23.954	56.310	34.771	188.9	22:57.215	4	2	1:53.629	22.136	55.721	35.772	218.4	8:51.720
10	1	1:54.948	24.567	55.714	34.667	184.2	24:52.163	5	2	1:51.810	22.024	54.979	34.807	208.5	10:43.530
11	1	1:53.995	23.397	56.124	34.474	202.8	26:46.158	6	2	1:51.073	22.249	53.657	35.167	206.6	12:34.603
12	1	1:55.079	23.230	54.991	36.858	193.9	28:41.237	7	2	1:49.380	21.553	53.070	34.757	220.6	14:23.983
13	1	1:52.877	22.566	55.613	34.698	211.7	30:34.114	8	2	2:51.600 B	23.721	1:17.066	1:10.813	183.9	17:15.583
14	1	3:03.671 B	25.914	1:35.306	1:02.451	195.3	33:37.785	9	1	5:16.493	3:36.757	1:01.396	38.340		22:32.076
15	1	4:15.586	2:43.834	57.038	34.714		37:53.371	10	1	2:03.693	25.782	1:00.737	37.174	202.8	24:35.769
16	1	1:52.699	23.137	54.659	34.903	200.2	39:46.070	11	1	1:56.268	23.179	57.075	36.014	216.3	26:32.037
17	1	1:52.887	22.832	55.455	34.600	205.0	41:38.957	12	1	1:57.144	23.231	58.577	35.336	215.0	28:29.181
18	1	1:53.538	23.345	55.064	35.129	223.7	43:32.495	13	1	1:55.220	22.726	56.660	35.834	226.5	30:24.401
75 Chevron B16 1970 1. Ted TUPPEN P-2L								14	1	2:53.487	22.775	1:41.469	49.243	215.4	33:17.888
1	1	4:46.188	3:05.985	1:02.772	37.431		4:46.188	15	1	1:54.404	22.633	56.928	34.843	214.6	35:12.292
2	1	2:09.231 B	24.646	58.741	45.844	202.4	6:55.419	16	1	1:55.800	23.873	56.803	35.124	212.1	37:08.092
3	1	4:50.678	3:14.963	59.303	36.412		11:46.097	17	1	1:55.406	22.815	56.779	35.812	217.6	39:03.498
4	1	1:56.371	23.787	56.858	35.726	208.9	13:42.468	18	1	1:55.874	22.871	57.126	35.877	217.1	40:59.372
5	1	2:21.575 B	23.728	56.413	1:01.434	205.0	16:04.043	19	1	1:55.070	22.335	56.693	36.042	217.6	42:54.442
6	1	4:29.146	2:49.582	1:02.363	37.201		20:33.189	690 Chevron B8 1969 1. Roger WHITESIDE P-2L							
7	1	1:58.141	24.002	57.718	36.421	218.9	22:31.330	1	1	3:06.835	1:13.474	1:09.793	43.568		3:06.835
8	1	1:56.941	23.609	56.735	36.597	211.3	24:28.271	2	1	2:10.292	29.093	1:03.141	38.058	180.6	5:17.127
9	1	1:57.684	23.717	57.564	36.403	217.6	26:25.955	3	1	2:06.662	25.268	1:02.892	38.502	188.0	7:23.789
10	1	1:54.747	23.324	55.909	35.514	219.3	28:20.702	4	1	2:04.547	25.949	1:00.220	38.378	181.8	9:28.336
11	1	1:57.606	23.896	57.273	36.437	222.4	30:18.308	5	1	2:05.455	24.804	1:01.069	39.582	198.1	11:33.791
12	1	2:30.000	23.620	1:12.813	53.567	213.4	32:48.308	6	1	2:19.765 B	25.184	1:01.764	52.817	186.7	13:53.556
13	1	2:12.753	34.335	1:00.778	37.640	105.0	35:01.061	7	1	8:45.674	6:58.365	1:06.849	40.460		22:39.230
14	1	1:57.782	23.470	56.372	37.940	215.4	36:58.843	8	1	2:14.639	25.158	1:08.002	41.479	190.2	24:53.869
15	1	1:56.817	23.368	56.545	36.904	225.1	38:55.660	9	1	2:09.168	25.337	1:04.052	39.779	183.6	27:03.037



CLASSIC ENDURANCE RACING 1

ESTORIL CLASSICS

PRIVATE PRACTICE

Sector Analysis

■ Personal Best ■ Session Best B Crossing the finish line in pit lane

Lap	D	Time	Sector 1	Sector 2	Sector 3	T. Spd	Elapsed	Lap	D	Time	Sector 1	Sector 2	Sector 3	T. Spd	Elapsed
10	1	2:07.262	26.067	1:02.190	39.005	168.5	29:10.299								
11	1	2:37.199 B	27.482	1:03.149	1:06.568	164.2	31:47.498								
12	1	4:32.117	2:48.590	1:04.316	39.211		36:19.615								
13	1	2:10.901	26.109	1:04.359	40.433	178.5	38:30.516								
14	1	2:12.426	27.814	1:03.922	40.690	183.0	40:42.942								
15	1	2:05.158	26.429	1:00.353	38.376	193.9	42:48.100								

911 Porsche 911 Carrera RSR 2.8 1973
1. Alain GADAL GT1

1	1	9:11.429	7:23.441	1:06.930	41.058		9:11.429
2	1	2:06.353	26.006	1:01.010	39.337	178.8	11:17.782
3	1	2:04.821	24.480	1:00.755	39.586	197.7	13:22.603
4	1	2:21.058	25.903	1:01.923	53.232	197.0	15:43.661
5	1	2:38.123	42.706	1:14.699	40.718	83.8	18:21.784
6	1	2:08.988	26.193	1:02.609	40.186	174.9	20:30.772
7	1	2:09.547	26.191	1:02.515	40.841	193.2	22:40.319
8	1	2:14.150	26.322	1:05.044	42.784	184.2	24:54.469
9	1	2:26.250	28.377	1:09.463	48.410	162.5	27:20.719
10	1	2:41.028 B	29.342	1:10.178	1:01.508	162.5	30:01.747