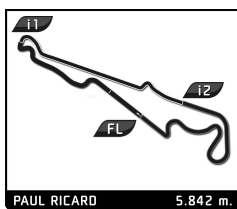


SIXTIES' ENDURANCE
DIX MILLE TOURS
QUALIFYING

Sector Analysis

Lap	D	Time	Sector 1	Sector 2	Sector 3	T. Spd	Elapsed	Lap	D	Time	Sector 1	Sector 2	Sector 3	T. Spd	Elapsed
13	1	2:32.899	41.509	45.938	1:05.452	203.0	36:28.767	5	2	2:42.325	43.805	48.361	1:10.159	194.9	13:50.966
14	1	3:05.148 B	46.123	49.677	1:29.348	168.5	39:33.915	6	2	2:57.546 B	43.615	51.807	1:22.124	196.0	16:48.512
51 Shelby Cobra 289 1963 1. Maxime GUENAT GT5 2. Guillaume MAHE								62 Shelby Mustang GT350 1965 1. Stephen PERRY GT5 2. Nicolas MATILE							
1	1	2:46.595	49.050	47.270	1:10.275	120.3	2:46.595	1	1	5:32.621	3:23.859	54.093	1:14.669	107.7	5:32.621
2	1	2:33.715	42.567	45.794	1:05.354	218.6	5:20.310	2	1	2:56.435	46.903	53.248	1:16.284	188.5	8:29.056
3	1	2:35.435	42.769	46.028	1:06.638	223.1	7:55.745	3	1	2:48.843	47.321	51.356	1:10.166	176.2	11:17.899
4	1	2:34.146	42.371	45.924	1:05.851	222.7	10:29.891	4	1	2:48.675	46.528	50.211	1:11.936	179.7	14:06.574
5	1	2:33.107	42.480	45.599	1:05.028	223.1	13:02.998	5	1	2:42.554	44.506	48.463	1:09.585	196.7	16:49.128
6	1	2:34.150	42.240	46.394	1:05.516	221.8	15:37.148	6	1	2:42.607	44.241	49.466	1:08.900	200.7	19:31.735
7	1	2:31.902	42.185	44.970	1:04.747	222.7	18:09.050	7	1	5:28.265 B	47.475	56.100	3:44.690	167.7	25:00.000
8	1	2:32.185	42.035	45.151	1:04.999	223.1	20:41.235	8	2	5:09.688	3:03.495	50.293	1:15.900	92.1	30:09.688
9	1	2:40.937 B	42.043	45.398	1:13.496	216.0	23:22.172	9	2	3:11.287	48.064	56.693	1:26.530	179.4	33:20.975
10	2	5:16.724	3:22.718	46.799	1:07.207	113.2	28:38.896	10	2	3:03.658	51.819	51.907	1:19.932	137.4	36:24.633
11	2	2:34.829	42.633	45.782	1:06.414	195.3	31:13.725	11	2	3:16.110	52.076	57.586	1:26.448	162.7	39:40.743
12	2	2:31.891	42.228	44.830	1:04.833	220.9	33:45.616	12	2	3:01.980	48.701	52.057	1:21.222	166.9	42:42.723
13	2	2:34.651	42.539	44.811	1:07.301	222.2	36:20.267	64 Jaguar E-Type 3.8 1962 1. Leon EBELING GT4 2. Andrew NEWALL							
55 Lotus Elan 26R 1965 1. Guillaume BRAJEUX GT2								1	1	3:29.012	1:35.071	46.894	1:07.047	103.7	3:29.012
1	1	3:44.693	1:30.984	55.408	1:18.301	103.2	3:44.693	2	1	2:33.472	42.153	44.970	1:06.349	196.4	6:02.484
2	1	3:02.931	50.560	55.629	1:16.742	173.6	6:47.624	3	1	2:34.669	41.656	47.467	1:05.546	218.6	8:37.153
3	1	3:01.880	50.304	53.415	1:18.161	181.5	9:49.504	4	1	2:45.871 B	43.643	48.446	1:13.782	200.0	11:23.024
4	1	3:02.126	49.967	54.846	1:17.313	180.3	12:51.630	5	2	6:06.855	4:15.668	46.077	1:05.110	130.4	17:29.879
5	1	3:04.816	51.145	54.441	1:19.230	182.1	15:56.446	6	2	2:33.724	42.033	46.066	1:05.625	208.1	20:03.603
6	1	3:03.719	51.727	55.235	1:16.757	182.1	19:00.165	7	2	2:33.121	43.485	44.770	1:04.866	189.1	22:36.724
7	1	2:58.839	49.029	53.410	1:16.400	184.9	21:59.004	8	2	2:41.624 B	41.627	46.813	1:13.184	218.6	25:18.348
8	1	3:17.469 B	51.473	53.168	1:32.828	166.2	25:16.473	9	2	3:59.129	2:07.579	45.446	1:06.104	133.3	29:17.477
9	1	4:18.303	2:03.678	55.855	1:18.770	108.1	29:34.776	10	2	2:33.674	42.448	44.770	1:06.456	214.7	31:51.151
10	1	3:02.924	50.954	53.182	1:18.788	182.1	32:37.700	11	2	2:35.240	42.368	45.754	1:07.118	188.5	34:26.391
11	1	3:00.558	50.855	52.650	1:17.053	184.9	35:38.258	12	2	2:32.989	42.205	45.615	1:05.169	196.7	36:59.380
12	1	3:21.998 B	51.055	54.564	1:36.379	177.3	39:00.256	13	2	2:33.231	42.960	44.700	1:05.571	194.9	39:32.611
60 Lotus Elan 26R 1963 1. Guillaume MINGOT GT2 2. Jérôme CATTELIN								14	2	2:33.354	42.370	44.749	1:06.235	206.5	42:05.965
1	1	3:35.919	1:36.289	50.173	1:09.457	98.2	3:35.919	67 Shelby Mustang GT350 1965 1. Thomas STUDER GT5							
2	1	2:40.996	45.378	47.631	1:07.987	197.8	6:16.915	1	1	4:49.057 B	2:31.178	56.944	1:20.935	102.0	4:49.057
3	1	2:43.095	43.246	51.602	1:08.247	205.7	9:00.010	2	1	5:25.572	3:24.143	51.930	1:09.499	94.6	10:14.629
4	1	2:41.080	44.448	47.897	1:08.735	201.5	11:41.090	3	1	2:44.027	43.891	49.289	1:10.847	197.4	12:58.656
5	1	2:41.256	44.242	48.132	1:08.882	204.9	14:22.346	4	1	2:41.529	44.294	47.716	1:09.519	206.5	15:40.185
6	1	2:56.198 B	43.934	48.374	1:23.890	195.7	17:18.544	5	1	2:38.924	43.213	47.451	1:08.260	197.1	18:19.109
7	2	4:22.324	2:23.730	49.144	1:09.450	98.8	21:40.868	6	1	2:40.713	43.704	47.415	1:09.594	210.5	20:59.822
8	2	2:41.848	44.115	49.225	1:08.508	186.9	24:22.716	7	1	2:40.782	43.321	48.005	1:09.456	211.4	23:40.604
9	2	2:40.458	44.140	48.957	1:07.361	201.1	27:03.174	8	1	2:56.935 B	44.170	47.628	1:25.137	189.1	26:37.539
10	2	2:39.572	43.563	48.208	1:07.801	196.0	29:42.746	69 Shelby Cobra 289 1963 1. Mr JOHN OF B GT5 2. Soheil AYARI							
11	2	2:40.766	44.609	48.845	1:07.312	203.8	32:23.512	1	1	5:06.827	3:07.647	49.340	1:09.840	119.1	5:06.827
12	2	2:38.805	44.275	47.276	1:07.254	188.2	35:02.317	2	1	2:38.940	43.575	48.711	1:06.654	192.5	7:45.767
13	2	2:40.989	43.289	47.645	1:10.055	194.2	37:43.306								
14	2	2:40.020	43.898	47.453	1:08.669	177.9	40:23.326								
61 Morgan SLR 1961 1. Simon OREBI GANN GT3 2. James BELLINGER															
1	2	2:55.358	54.580	50.786	1:09.992	101.7	2:55.358								
2	2	2:44.271	45.581	49.180	1:09.510	190.5	5:39.629								
3	2	2:43.666	44.189	49.547	1:09.930	193.9	8:23.295								
4	2	2:45.346	43.606	50.586	1:11.154	194.2	11:08.641								





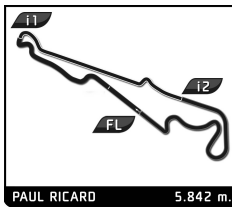
SIXTIES' ENDURANCE
DIX MILLE TOURS
QUALIFYING

Sector Analysis

PAUL RICARD 5.842 m.

Personal Best Session Best B Crossing the finish line in pit lane

Lap	D	Time	Sector 1	Sector 2	Sector 3	T. Spd	Elapsed	Lap	D	Time	Sector 1	Sector 2	Sector 3	T. Spd	Elapsed	
3	1	2:36.545	43.178	46.638	1:06.729	197.4	10:22.312	8	1	2:58.481 B	46.005	49.543	1:22.933	182.4	25:09.598	
4	1	2:36.857	43.405	46.629	1:06.823	201.1	12:59.169	75 Lotus Elan 26R 1965 1.Simon EVANS 2.James LITTLEJOHN GT2	1	1	3:22.425	1:17.530	50.832	1:14.063	108.9	3:22.425
5	1	2:36.042	42.619	46.403	1:07.020	210.9	15:35.211		2	1	2:40.580	43.513	48.019	1:09.048	198.2	6:03.005
6	1	5:20.679 B	43.115	46.502	3:51.062	196.4	20:55.890	3	1	2:38.416	43.746	47.456	1:07.214	184.0	8:41.421	
7	2	3:11.479	1:17.814	46.336	1:07.329	97.8	24:07.369	4	1	2:39.066	42.931	48.377	1:07.758	203.8	11:20.487	
8	2	2:43.868	46.963	45.497	1:11.408	128.1	26:51.237	5	1	2:44.737	44.824	48.773	1:11.140	203.4	14:05.224	
9	2	2:32.921	42.804	45.300	1:04.817	195.7	29:24.158	6	1	2:36.749	43.248	46.953	1:06.548	203.8	16:41.973	
10	2	2:32.937	41.700	46.115	1:05.122	223.6	31:57.095	7	1	2:37.517	43.493	47.078	1:06.946	204.5	19:19.490	
11	2	2:33.892	41.710	45.962	1:06.220	219.5	34:30.987	8	1	2:41.259	46.407	47.378	1:07.474	176.5	22:00.749	
12	2	2:35.852	44.165	46.173	1:05.514	214.7	37:06.839	9	1	2:48.494 B	44.447	47.655	1:16.392	192.5	24:49.243	
13	2	2:38.904	46.380	48.038	1:04.486	221.3	39:45.743	10	2	4:05.550	2:10.033	46.993	1:08.524	120.1	28:54.793	
14	2	2:31.901	42.391	44.935	1:04.575	218.6	42:17.644	11	2	2:33.677	41.431	46.479	1:05.767	205.7	31:28.470	
								70 Shelby Cobra Daytona Coupe 1964 1.Pierre-Alain FRANCE 2.Erwin FRANCE GT5	12	2	2:33.434	42.140	46.310	1:04.984	204.9	34:01.904
1	1	3:31.838	1:40.207	46.354	1:05.277	117.3	3:31.838		13	2	2:34.065	41.544	47.413	1:05.108	206.5	36:35.969
2	1	2:34.449	43.338	46.347	1:04.764	201.9	6:06.287	14	2	2:33.785	41.982	46.601	1:05.202	206.5	39:09.754	
3	1	2:36.772	41.989	49.127	1:05.656	209.7	8:43.059	15	2	2:33.500	42.220	46.364	1:04.916	207.3	41:43.254	
4	1	2:35.274	41.909	47.599	1:05.766	222.2	11:18.333									
5	1	2:44.371 B	42.079	46.295	1:15.997	222.7	14:02.704	88 Jaguar E-Type 3.8 1963 1.Jean-Marc RIVET-FUSIL GT4	1	1	3:18.754	1:17.056	51.002	1:10.696	102.3	3:18.754
6	2	4:39.676	2:46.515	48.570	1:04.591	123.7	18:42.380		2	1	2:43.727	44.855	49.379	1:09.493	180.0	6:02.481
7	2	2:32.733	42.414	44.996	1:05.323	220.4	21:15.113	3	1	2:43.302	45.225	48.927	1:09.150	184.0	8:45.783	
8	2	2:31.113	41.807	44.834	1:04.472	222.7	23:46.226	4	1	2:43.253	44.745	49.608	1:08.900	180.9	11:29.036	
9	2	2:45.043 B	41.557	46.975	1:16.511	220.4	26:31.269	5	1	2:54.398 B	43.305	49.459	1:21.634	192.5	14:23.434	
10	1	4:33.187	2:34.134	47.958	1:11.095	114.5	31:04.456	6	1	5:25.395	3:25.409	50.481	1:09.505	106.5	19:48.829	
11	1	2:36.730	43.203	45.986	1:07.541	203.8	33:41.186	7	1	2:42.912	44.628	48.251	1:10.033	194.9	22:31.741	
12	1	2:42.123	43.665	46.812	1:11.646	198.2	36:23.309	8	1	2:47.318	44.866	51.264	1:11.188	187.8	25:19.059	
13	1	2:37.374	43.553	45.880	1:07.941	198.5	39:00.683	9	1	2:43.476	45.453	49.074	1:08.949	181.2	28:02.535	
14	1	2:37.764	43.727	46.752	1:07.285	207.7	41:38.447	10	1	2:42.738	45.051	48.567	1:09.120	192.2	30:45.273	
								90 Jaguar E-Type 3.8 1964 1.Carlos F. CRUZ 2.Carlos BARBOT GT4	11	1	2:44.641	44.723	49.068	1:10.850	199.3	33:29.914
1	1	2:55.856	57.741	49.035	1:09.080	124.9	2:55.856		12	1	2:51.566	45.951	49.984	1:15.631	173.4	36:21.480
2	1	2:36.058	43.972	46.286	1:05.800	199.6	5:31.914	13	1	2:48.061	46.365	49.984	1:11.712	170.9	39:09.541	
3	1	2:44.529	43.020	53.443	1:08.066	200.7	8:16.443	14	1	2:46.301	45.536	49.735	1:11.030	177.6	41:55.842	
4	1	2:34.471	43.388	45.867	1:05.216	200.4	10:50.914									
5	1	2:39.390	43.140	46.114	1:10.136	200.0	13:30.304	72 Shelby Cobra 289 1963 1.Richard COOK 2.Richard TUTHILL GT5	1	1	2:53.044	1:47.650	50.914	1:14.480	107.4	3:53.044
6	1	2:32.759	42.232	45.695	1:04.832	203.4	16:03.063		2	1	2:47.458	46.610	51.299	1:09.549	156.7	6:40.502
7	1	2:53.229 B	44.235	47.431	1:21.563	192.9	18:56.292	3	1	2:43.754	45.139	49.573	1:09.042	194.9	9:24.256	
8	2	4:21.048	2:26.291	46.734	1:08.023	114.5	23:17.340	4	1	2:43.460	44.196	47.921	1:11.343	200.7	12:07.716	
9	2	2:35.973	43.451	45.929	1:06.593	209.3	25:53.313	5	1	2:43.908	45.816	48.386	1:09.706	197.4	14:51.624	
10	2	2:37.158	42.375	46.482	1:08.301	215.1	28:30.471	6	1	2:57.197	44.005	1:02.763	1:10.429	198.5	17:48.821	
11	2	2:34.494	42.267	45.008	1:07.219	223.6	31:04.965	7	1	2:41.256	44.104	47.762	1:09.390	204.2	20:30.077	
12	2	2:39.263	47.188	46.200	1:05.875	206.9	33:44.228	8	1	3:02.095 B	46.247	50.877	1:24.971	170.1	23:32.172	
13	2	2:37.039	42.990	46.584	1:07.465	206.5	36:21.267	9	2	5:13.529	3:02.318	54.760	1:16.451	88.3	28:45.701	
14	2	2:34.905	42.925	46.266	1:05.714	201.5	38:56.172	10	2	2:53.552	48.945	51.477	1:13.130	160.2	31:39.253	
15	2	2:34.047	42.170	46.233	1:05.644	221.8	41:30.219	11	2	2:49.293	46.909	50.129	1:12.255	183.7	34:28.546	
								73 Jaguar E-Type 3.8 1963 1.Laurent JASPERS GT4	12	2	2:46.540	46.404	49.454	1:10.682	181.5	37:15.086
1	1	4:49.325	2:49.293	47.693	1:12.339	110.3	4:49.325		13	2	2:45.571	45.883	48.591	1:11.097	193.2	40:00.657
2	1	2:35.805	42.747	45.912	1:07.146	216.9	7:25.130									
3	1	2:40.401	44.836	47.767	1:07.798	210.9	10:05.531	99 Lotus XI 1500 1956 1.Serge KRINKOFF SP2	1	1	4:50.985	2:20.621	1:07.140	1:23.224	76.2	4:50.985
4	1	2:35.832	43.060	45.889	1:06.883	217.7	12:41.363		2	1	2:53.939	50.213	52.711	1:11.015	166.9	7:44.924
5	1	2:34.307	42.456	45.507	1:06.344	213.4	15:15.670									
6	1	2:47.251 B	42.795	46.665	1:17.791	212.6	18:02.921									
7	1	4:08.196	2:07.730	50.731	1:09.735	114.3	22:11.117									

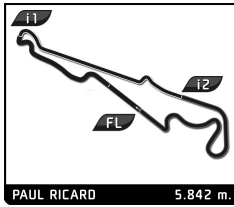


SIXTIES' ENDURANCE DIX MILLE TOURS QUALIFYING

Sector Analysis

Personal Best							Session Best							B Crossing the finish line in pit lane						
Lap	D	Time	Sector 1	Sector 2	Sector 3	T. Spd	Elapsed	Lap	D	Time	Sector 1	Sector 2	Sector 3	T. Spd	Elapsed					
100 Jaguar E-Type 3.8 1963																				
1. Sébastien BERCHON GT4																				
3	1	2:43.650	45.383	49.038	1:09.229	192.5	10:28.574	3	1	2:47.326	46.392	49.714	1:11.220	186.5	8:27.733					
4	1	2:43.016	44.829	49.690	1:08.497	196.4	13:11.590	4	1	2:45.741	45.797	49.128	1:10.816	194.2	11:13.474					
5	1	2:39.480	43.686	48.078	1:07.716	200.0	15:51.070	5	1	3:01.032 B	47.514	50.836	1:22.682	179.1	14:14.506					
6	1	2:39.446	43.632	48.335	1:07.479	200.7	18:30.516	6	2	10:27.550	8:35.127	45.417	1:07.006	130.3	24:42.056					
7	1	3:11.655 B	48.004	55.059	1:28.592	191.5	21:42.171	7	2	2:31.957	41.557	45.717	1:04.683	223.6	27:14.013					
8	2	2:31.168	41.561	45.340	1:04.267	221.3	29:45.181	8	2	2:31.168	41.561	45.340	1:04.267	221.3	29:45.181					
9	2	2:42.117 B	41.418	45.311	1:15.388	225.5	32:27.298	9	2	2:42.117 B	41.418	45.311	1:15.388	225.5	32:27.298					
10	1	3:52.056	1:51.301	47.745	1:13.010	108.9	36:19.354	10	1	3:52.056	1:51.301	47.745	1:13.010	108.9	36:19.354					
11	1	2:39.043	44.727	47.261	1:07.055	191.5	38:58.397	11	1	2:39.043	44.727	47.261	1:07.055	191.5	38:58.397					
12	1	2:39.354	43.406	46.902	1:09.046	222.2	41:37.751	12	1	2:39.354	43.406	46.902	1:09.046	222.2	41:37.751					
125 Alfa Romeo Giulia Sprint GTA 1965																				
1. Eric EVERARD GT2																				
1	1	4:30.170	2:14.567	56.862	1:18.741	81.6	4:30.170	1	1	4:30.170	2:14.567	56.862	1:18.741	81.6	4:30.170					
2	1	3:02.352	51.365	56.658	1:14.329	167.7	7:32.522	2	1	3:02.352	51.365	56.658	1:14.329	167.7	7:32.522					
3	1	2:59.974	48.927	54.891	1:16.156	166.4	10:32.496	3	1	2:59.974	48.927	54.891	1:16.156	166.4	10:32.496					
4	1	3:09.927 B	48.829	54.146	1:26.952	168.5	13:42.423	4	1	3:09.927 B	48.829	54.146	1:26.952	168.5	13:42.423					
5	1	5:45.999	3:34.209	56.349	1:15.441	102.9	19:28.422	5	1	5:45.999	3:34.209	56.349	1:15.441	102.9	19:28.422					
6	1	2:57.934	49.284	54.176	1:14.474	162.9	22:26.356	6	1	2:57.934	49.284	54.176	1:14.474	162.9	22:26.356					
7	1	3:03.461	48.981	54.881	1:19.599	168.5	25:29.817	7	1	3:03.461	48.981	54.881	1:19.599	168.5	25:29.817					
8	1	3:01.566	48.708	54.577	1:18.281	168.7	28:31.383	8	1	3:01.566	48.708	54.577	1:18.281	168.7	28:31.383					
9	1	2:59.923	49.738	54.871	1:15.314	168.0	31:31.306	9	1	2:59.923	49.738	54.871	1:15.314	168.0	31:31.306					
10	1	2:58.763	47.959	54.245	1:16.559	170.1	34:30.069	10	1	2:58.763	47.959	54.245	1:16.559	170.1	34:30.069					
11	1	3:00.180	48.754	55.318	1:16.108	169.3	37:30.249	11	1	3:00.180	48.754	55.318	1:16.108	169.3	37:30.249					
12	1	2:57.790	49.307	53.241	1:15.242	163.6	40:28.039	12	1	2:57.790	49.307	53.241	1:15.242	163.6	40:28.039					
137 Alfa Romeo Giulia Sprint GTA 1965																				
1. Pierre MELLINGER GT2																				
1	1	5:13.465	2:47.044	1:01.838	1:24.583	97.6	5:13.465	1	1	5:13.465	2:47.044	1:01.838	1:24.583	97.6	5:13.465					
2	1	3:16.938	54.739	1:00.552	1:21.647	149.0	8:30.403	2	1	3:16.938	54.739	1:00.552	1:21.647	149.0	8:30.403					
3	1	3:12.041	51.854	59.207	1:20.980	164.9	11:42.444	3	1	3:12.041	51.854	59.207	1:20.980	164.9	11:42.444					
4	1	3:09.571	50.295	57.371	1:21.905	169.0	14:52.015	4	1	3:09.571	50.295	57.371	1:21.905	169.0	14:52.015					
5	1	3:26.072 B	52.820	1:02.372	1:30.880	161.2	18:18.087	5	1	3:26.072 B	52.820	1:02.372	1:30.880	161.2	18:18.087					
6	2	5:46.857	3:35.250	55.051	1:16.556	99.2	24:04.944	6	2	5:46.857	3:35.250	55.051	1:16.556	99.2	24:04.944					
7	2	2:58.656	48.928	54.752	1:14.976	175.0	27:03.600	7	2	2:58.656	48.928	54.752	1:14.976	175.0	27:03.600					
8	2	2:56.010	47.781	54.354	1:13.875	180.9	29:59.610	8	2	2:56.010	47.781	54.354	1:13.875	180.9	29:59.610					
9	2	2:54.072	48.334	52.714	1:13.024	179.1	32:53.682	9	2	2:54.072	48.334	52.714	1:13.024	179.1	32:53.682					
10	2	3:13.151 B	48.072	53.301	1:31.778	181.5	36:06.833	10	2	3:13.151 B	48.072	53.301	1:31.778	181.5	36:06.833					
142 Porsche 911 2.0L 1965																				
1. Stephan KOENIG GT2																				
1	1	5:07.152	2:55.029	55.110	1:17.013	95.7	5:07.152	1	1	5:07.152	2:55.029	55.110	1:17.013	95.7	5:07.152					
2	1	2:54.674	46.912	53.855	1:13.907	183.1	8:01.826	2	1	2:54.674	46.912	53.855	1:13.907	183.1	8:01.826					
3	1	2:56.640	46.699	53.932	1:16.009	182.1	10:58.466	3	1	2:56.640	46.699	53.932	1:16.009	182.1	10:58.466					
4	1	3:01.416	48.059	53.952	1:19.405	179.7	13:59.882	4	1	3:01.416	48.059	53.952	1:19.405	179.7	13:59.882					
5	1	2:59.135	49.289	53.165	1:16.681	173.1	16:59.017	5	1	2:59.135	49.289	53.165	1:16.681	173.1	16:59.017					
6	1	3:00.241	48.292	54.270	1:17.679	168.2	19:59.258	6	1	3:00.241	48.292	54.270	1:17.679	168.2	19:59.258					
7	1	2:56.298	47.841	52.936	1:15.521	175.9	22:55.556	7	1	2:56.298	47.841	52.936	1:15.521	175.9	22:55.556					
8	1	3:08.942 B	50.993	51.914	1:26.035	170.6	26:04.498	8	1	3:08.942 B	50.993	51.914	1:26.035	170.6	26:04.498					
157 Morgan Plus 4 1962																				
1. John EMBERSON GT3																				
1	1	3:12.718	1:04.532	54.127	1:14.059	104.1	3:12.718	1	1	3:12.718	1:04.532	54.127	1:14.059	104.1	3:12.718					
2	1	2:56.131	48.347	52.562	1:15.222	170.1	6:08.849	2	1	2:56.131	48.347	52.562	1:15.222	170.1	6:08.849					
3	1	2:53.525	47.251	52.829	1:13.445	178.2	9:02.374	3	1	2:53.525	47.251	52.829	1:13.445	178.2	9:02.374					
4	1	2:53.878	46.904	51.604	1:15.370	178.2	11:56.252	4	1	2:53.878	46.904	51.604	1:15.370	178.2	11:56.252					
5	1	2:54.064	47.315	51.795	1:14.954	173.1	14:50.316	5	1	2:54.064	47.315	51.795	1:14.954	173.1	14:50.316					
109 Shelby Cobra Daytona Coupe 1965																				
1. Olivier BREITMAYER GT5																				
1	1	2:56.506	1:01.012	46.839	1:08.655	111.2	2:56.506	1	1	2:56.506	1:01.012	46.839	1:08.655	111.2	2:56.506					
2	1	2:43.901	43.961	50.425	1:09.515	211.4	5:40.407	2	1	2:43.901	43.961	50.425	1:09.515	211.4	5:40.407					





SIXTIES' ENDURANCE DIX MILLE TOURS QUALIFYING

Sector Analysis

■ Personal Best ■ Session Best ■ Crossing the finish line in pit lane

Lap	D	Time	Sector 1	Sector 2	Sector 3	T. Spd	Elapsed	Lap	D	Time	Sector 1	Sector 2	Sector 3	T. Spd	Elapsed		
264	Shelby Cobra 289 1964 1.Thierry LAFONT 2.Serge COZZOLINO							GT4	369	Shelby Cobra 289 1964 1.Urs BECK 2.Patrick SIMON							GT5
1	1	4:26.293	2:17.626	54.037	1:14.630	99.2	4:26.293	1	1	4:04.719	2:09.904	47.443	1:07.372	76.9	4:04.719		
2	1	2:55.572	49.629	53.691	1:12.252	162.4	7:21.865	2	1	2:36.726	43.162	46.709	1:06.855	202.6	6:41.445		
3	1	2:56.118	47.276	54.957	1:13.885	182.1	10:17.983	3	1	2:35.193	42.645	46.660	1:05.888	210.9	9:16.638		
4	1	2:56.514	47.448	55.106	1:13.960	176.8	13:14.497	4	1	2:37.178	43.706	46.711	1:06.761	192.2	11:53.816		
5	1	2:59.349	49.055	54.842	1:15.452	170.3	16:13.846	5	1	2:34.885	42.742	46.073	1:06.070	210.9	14:28.701		
6	1	3:22.491	B 50.091	54.150	1:38.250	165.9	19:36.337	6	1	2:35.145	42.675	46.453	1:06.017	213.9	17:03.846		
7	2	5:21.224	3:18.170	50.424	1:12.630	122.0	24:57.561	7	1	4:23.347	B 43.953	47.620	2:51.774	191.8	21:27.193		
8	2	2:48.959	45.872	51.007	1:12.080	174.5	27:46.520	8	2	2:57.762	1:05.712	45.629	1:06.421	128.9	24:24.955		
9	2	2:50.143	46.893	51.701	1:11.549	172.8	30:36.663	9	2	2:32.937	41.321	45.814	1:05.802	223.6	26:57.892		
10	2	2:50.442	46.582	51.106	1:12.754	163.1	33:27.105	10	2	2:30.038	40.902	44.517	1:04.619	221.3	29:27.930		
11	2	2:50.142	46.668	51.058	1:12.416	175.6	36:17.247	11	2	2:32.636	41.435	44.489	1:06.712	216.9	32:00.566		
12	2	2:48.955	48.477	49.793	1:10.685	180.0	39:06.202	12	2	2:36.109	42.120	45.191	1:08.798	218.6	34:36.675		
13	2	2:46.964	45.574	50.401	1:10.989	186.2	41:53.166	13	2	2:45.590	42.589	55.590	1:07.411	220.0	37:22.265		
269	Porsche 911 2,0L 1965 1.Vincent KOLB 2.Max MORITZ							GT2	472	Lotus Elan 26R 1965 1.Nick MATTHEWS 2.Miles GRIFFITHS							GT2
1	1	3:28.647	1:22.494	52.393	1:13.760	102.6	3:28.647	1	1	3:35.492	1:35.930	50.270	1:09.292	101.2	3:35.492		
2	1	2:48.533	47.443	50.570	1:10.520	184.0	6:17.180	2	1	2:55.988	54.377	50.465	1:11.146	199.3	6:31.480		
3	1	2:49.862	45.144	53.387	1:11.331	186.9	9:07.042	3	1	2:43.757	45.317	48.883	1:09.557	192.9	9:15.237		
4	1	2:45.369	44.661	50.036	1:10.672	186.9	11:52.411	4	1	2:51.373	46.615	49.102	1:15.656	194.9	12:06.610		
5	1	2:48.579	47.803	50.214	1:10.562	186.5	14:40.990	5	1	2:50.386	49.404	51.077	1:09.905	199.6	14:56.996		
6	1	2:46.192	44.976	50.046	1:11.170	186.2	17:27.182	6	1	2:43.324	45.007	48.407	1:09.910	195.3	17:40.320		
7	1	2:44.407	44.366	49.931	1:10.110	186.2	20:11.589	7	1	3:52.398	B 45.507	49.555	2:17.336	191.5	21:32.718		
8	1	2:58.533	B 45.734	50.425	1:22.374	186.2	23:10.122	8	2	2:59.348	1:03.311	47.593	1:08.444	117.5	24:32.066		
9	2	4:14.154	2:09.460	50.747	1:13.947	109.0	27:24.276	9	2	2:49.365	44.083	47.359	1:17.923	193.9	27:21.431		
10	2	2:47.889	45.995	50.450	1:11.444	186.2	30:12.165	10	2	2:41.337	43.614	48.947	1:08.776	202.6	30:02.768		
11	2	2:49.208	46.205	52.009	1:10.994	186.5	33:01.373	11	2	2:39.367	44.544	47.961	1:06.862	197.1	32:42.135		
12	2	2:46.938	45.433	50.731	1:10.774	182.4	35:48.311	12	2	2:39.122	45.046	47.103	1:06.973	198.5	35:21.257		
13	2	3:49.775	B 45.597	51.278	2:12.900	186.5	39:38.086	13	2	2:36.278	42.580	46.884	1:06.814	206.9	37:57.535		
333	Jaguar E-Type 3.8 1964 1.Jon MINSHAW							GT4	650	Porsche 911 2,0L 1965 1.Jussi ITAVUORI 2.Risto VIRTANEN							GT2
1	1	2:54.527	1:02.889	45.045	1:06.593	118.4	2:54.527	1	2	4:29.171	2:19.562	54.242	1:15.367	102.5	4:29.171		
2	1	2:30.081	41.539	44.401	1:04.141	206.9	5:24.608	2	2	2:50.912	47.407	52.225	1:11.280	186.9	7:20.083		
3	1	7:46.599	B 41.965	49.066	6:15.568	209.7	13:11.207	3	2	2:49.799	45.287	53.009	1:11.503	186.9	10:09.882		
4	1	2:58.648	1:07.250	46.451	1:04.947	107.7	16:09.855	4	2	2:52.754	46.914	53.053	1:12.787	187.2	13:02.636		
5	1	2:31.249	40.769	46.386	1:04.094	216.0	18:41.104	5	2	2:48.323	45.715	50.420	1:12.188	189.1	15:50.959		
344	MG B 1964 1.Bart BLOMMAERT 2.Rikkert LEEVAN							GT2									
1	1	5:15.063	2:56.416	57.773	1:20.874	99.4	5:15.063	6	2	3:03.361	B 45.800	50.909	1:26.652	187.2	18:54.320		
2	1	3:08.560	50.639	1:00.526	1:17.395	161.9	8:23.623	7	1	5:35.768	3:17.885	57.002	1:20.881	93.7	24:30.088		
3	1	3:04.059	49.784	56.689	1:17.586	169.8	11:27.682	8	1	3:03.485	51.582	54.622	1:17.281	177.6	27:33.573		
4	1	3:02.437	49.139	55.431	1:17.867	169.5	14:30.119	9	1	3:01.649	49.222	55.088	1:17.339	181.5	30:35.222		
5	1	3:05.621	49.464	55.497	1:20.660	169.3	17:35.740	10	1	3:03.809	49.565	53.703	1:20.541	179.1	33:39.031		
6	1	3:17.376	B 52.265	57.166	1:27.945	156.3	20:53.116	11	1	3:02.994	50.846	54.067	1:18.081	173.9	36:42.025		
7	1	4:35.240	2:17.067	59.337	1:18.836	102.6	25:28.356	12	1	2:59.600	48.581	53.341	1:17.678	183.1	39:41.625		
8	1	3:03.820	49.411	54.947	1:19.462	168.7	28:32.176	13	1	3:01.729	50.305	53.775	1:17.649	177.6	42:43.354		
9	1	3:02.938	51.715	54.628	1:16.595	165.9	31:35.114										
10	1	3:05.077	50.534	56.788	1:17.755	172.0	34:40.191										
11	1	3:00.179	49.362	54.892	1:15.925	170.9	37:40.370										
12	1	2:59.166	50.093	53.538	1:15.535	170.1	40:39.536										