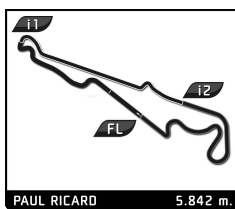


SIXTIES' ENDURANCE
DIX MILLE TOURS
PRIVATE PRACTICE

Sector Analysis

							■ Personal Best ■ Session Best ■ Crossing the finish line in pit lane								
Lap	D	Time	Sector 1	Sector 2	Sector 3	T. Spd	Elapsed	Lap	D	Time	Sector 1	Sector 2	Sector 3	T. Spd	Elapsed
1 Shelby Cobra Daytona Coupe 1964 1.Olivier GALANT GT5							4 1 10:25.326 8:26.840 49.580 1:08.906 94.9 21:09.721 5 1 2:40.012 43.821 47.490 1:08.701 203.0 23:49.733 6 1 2:46.438 45.601 51.204 1:09.633 201.5 26:36.171 7 1 2:53.087 B 43.098 47.883 1:22.106 205.7 29:29.258 8 1 6:19.101 4:23.375 47.643 1:08.083 115.1 35:48.359 9 1 2:40.623 43.553 48.123 1:08.947 204.2 38:28.982 10 1 2:59.761 1:00.941 48.919 1:09.901 196.4 41:28.743								
2 Jaguar E-Type 3.8 1964 1.Guy Fabrice MESTROT GT4 2.José DA ROCHA							1 1 4:20.478 2:05.989 58.648 1:15.841 79.8 4:20.478 2 1 2:49.240 47.348 50.439 1:11.453 168.0 7:09.718 3 1 3:16.795 B 46.080 49.684 1:41.031 180.0 10:26.513 4 1 12:10.571 ... 51.574 1:09.202 97.1 22:37.084 5 1 2:39.872 44.243 48.208 1:07.421 180.6 25:16.956 6 1 2:39.112 43.966 47.267 1:07.879 181.2 27:56.068 7 1 2:39.949 44.306 47.190 1:08.453 206.5 30:36.017 8 1 2:38.784 44.397 47.191 1:07.196 181.2 33:14.801 9 1 2:40.420 44.114 48.227 1:08.079 194.9 35:55.221 10 1 2:38.658 44.064 47.144 1:07.450 188.2 38:33.879 11 1 2:37.851 44.065 47.190 1:06.596 202.6 41:11.730								
3 Jaguar E-Type 3.8 1964 1.Guy Fabrice MESTROT GT4 2.José DA ROCHA							1 1 6:04.466 4:00.205 54.118 1:10.143 93.0 6:04.466 2 1 3:20.312 B 50.057 1:01.079 1:29.176 168.7 9:24.778 3 1 11:47.286 9:46.897 49.965 1:10.424 95.7 21:12.064 4 1 2:54.639 B 44.198 48.365 1:22.076 190.1 24:06.703 5 1 4:00.587 2:00.608 50.869 1:09.110 114.6 28:07.290 6 1 2:41.349 44.210 48.801 1:08.338 192.9 30:48.639 7 1 2:41.133 43.537 48.005 1:09.591 192.2 33:29.772 8 1 2:46.841 B 45.123 47.682 1:14.036 189.8 36:16.613 9 1 4:13.670 2:08.993 52.842 1:11.835 99.6 40:30.283								
4 Shelby Cobra Daytona Coupe 1965 1.Armand MILLE GT5 2.Yves SCEMAMA							1 2 5:47.282 3:52.323 46.472 1:08.487 117.3 5:47.282 2 2 2:36.445 43.072 46.378 1:06.995 196.4 8:23.727 3 2 3:27.366 B 43.711 52.141 1:51.514 168.7 11:51.093 4 2 9:42.853 7:48.924 46.776 1:07.153 116.9 21:33.946 5 2 2:45.353 B 42.921 45.628 1:16.804 194.6 24:19.299 6 1 5:30.926 3:36.799 47.400 1:06.727 104.8 29:50.225 7 1 2:34.429 42.866 45.823 1:05.740 206.5 32:24.654 8 1 2:47.400 B 43.077 46.438 1:17.885 204.2 35:12.054 9 1 4:22.569 2:32.154 45.322 1:05.093 129.2 39:34.623 10 1 2:31.430 41.336 44.970 1:05.124 220.0 42:06.053								
5 Jaguar E-Type 3.8 1965 1.Alexis de BEAUMONT GT4 2. MAVERICK							1 1 5:16.167 3:07.989 55.067 1:13.111 84.8 5:16.167 2 1 2:47.960 45.990 51.413 1:10.557 176.5 8:04.127 3 1 5:51.145 B 47.806 59.087 4:04.252 171.4 13:55.272 4 1 8:34.787 6:31.943 52.473 1:10.371 114.4 22:30.059 5 1 2:43.311 44.203 47.554 1:11.554 195.7 25:13.370 6 1 4:57.965 B 44.887 47.231 3:25.847 181.2 30:11.335 7 1 3:08.850 1:12.088 48.086 1:08.676 95.2 33:20.185 8 1 2:38.658 43.691 46.833 1:08.134 187.2 35:58.843 9 1 2:36.281 42.730 46.444 1:07.107 201.5 38:35.124 10 1 2:37.717 43.486 47.227 1:07.004 204.9 41:12.841								
6 Lotus Elan 26R 1963 1.Eugène DELEPLANQUE GT2							1 1 4:39.205 2:26.627 56.403 1:16.175 105.1 4:39.205 2 1 2:46.025 45.378 49.618 1:11.029 190.1 7:25.230 3 1 3:19.165 B 44.156 47.962 1:47.047 198.9 10:44.395								
7 Lotus Elan 26R 1963 1.Eugène DELEPLANQUE GT2							1 2 5:47.282 3:52.323 46.472 1:08.487 117.3 5:47.282 2 2 2:36.445 43.072 46.378 1:06.995 196.4 8:23.727 3 2 3:27.366 B 43.711 52.141 1:51.514 168.7 11:51.093 4 2 9:42.853 7:48.924 46.776 1:07.153 116.9 21:33.946 5 2 2:45.353 B 42.921 45.628 1:16.804 194.6 24:19.299 6 1 5:30.926 3:36.799 47.400 1:06.727 104.8 29:50.225 7 1 2:34.429 42.866 45.823 1:05.740 206.5 32:24.654 8 1 2:47.400 B 43.077 46.438 1:17.885 204.2 35:12.054 9 1 4:22.569 2:32.154 45.322 1:05.093 129.2 39:34.623 10 1 2:31.430 41.336 44.970 1:05.124 220.0 42:06.053								
8 Jaguar E-Type 3.8 1965 1.Xavier GALANT GT4							1 1 4:20.478 2:05.989 58.648 1:15.841 79.8 4:20.478 2 1 2:49.240 47.348 50.439 1:11.453 168.0 7:09.718 3 1 3:16.795 B 46.080 49.684 1:41.031 180.0 10:26.513 4 1 12:10.571 ... 51.574 1:09.202 97.1 22:37.084 5 1 2:39.872 44.243 48.208 1:07.421 180.6 25:16.956 6 1 2:39.112 43.966 47.267 1:07.879 181.2 27:56.068 7 1 2:39.949 44.306 47.190 1:08.453 206.5 30:36.017 8 1 2:38.784 44.397 47.191 1:07.196 181.2 33:14.801 9 1 2:40.420 44.114 48.227 1:08.079 194.9 35:55.221 10 1 2:38.658 44.064 47.144 1:07.450 188.2 38:33.879 11 1 2:37.851 44.065 47.190 1:06.596 202.6 41:11.730								
9 Jaguar E-Type 3.8 1964 1.Maurizio BIANCO GT4 2.Phil KEEN							1 2 5:47.282 3:52.323 46.472 1:08.487 117.3 5:47.282 2 2 2:50.512 1:00.370 44.532 1:05.610 129.8 8:27.164 3 2 5:42.056 B 42.699 57.652 4:01.705 200.4 14:09.220 4 1 7:47.391 5:58.648 44.911 1:03.832 91.5 21:56.611 5 1 2:31.238 40.727 45.292 1:05.219 206.9 24:27.849 6 1 2:28.065 40.734 44.040 1:03.291 216.4 26:55.914 7 1 4:57.198 B 42.778 47.120 3:27.300 205.3 31:53.112 8 1 3:02.600 1:08.162 47.260 1:07.178 109.9 34:55.712 9 1 2:36.690 42.694 46.655 1:07.341 203.4 37:32.402 10 1 2:37.740 41.859 48.078 1:07.803 219.5 40:10.142								
10 Shelby Cobra 289 1964 1.Max HUBER GT5							1 1 6:21.973 3:54.399 1:09.544 1:18.030 89.4 6:21.973 2 1 2:45.152 46.226 48.200 1:10.726 186.2 9:07.125 3 1 4:03.109 B 1:04.493 1:11.875 1:46.741 105.3 13:10.234 4 1 8:59.762 7:01.591 48.700 1:09.471 85.8 22:09.996 5 1 2:39.911 44.923 46.789 1:08.199 200.7 24:49.907 6 1 2:37.707 43.401 46.628 1:07.678 208.9 27:27.614 7 1 2:35.340 42.365 46.272 1:06.703 214.7 30:02.954 8 1 2:45.784 45.122 46.527 1:14.135 210.9 32:48.738 9 1 2:38.529 42.009 46.951 1:09.569 210.9 35:27.267 10 1 2:34.727 41.917 46.287 1:06.523 213.4 38:01.994 11 1 2:45.481 41.831 49.380 1:14.270 220.9 40:47.475								
14 Lotus Elan 26R 1965 1.Wolfgang MOLITOR GT2 2.Christian MOLITOR							1 2 4:14.972 2:05.869 54.474 1:14.629 81.4 4:14.972 2 2 2:56.247 49.642 51.974 1:14.631 159.5 7:11.219 3 2 3:19.987 B 45.535 50.750 1:43.702 196.4 10:31.206 4 2 10:40.385 8:38.332 50.844 1:11.209 103.1 21:11.591 5 2 2:50.122 45.506 49.628 1:14.988 198.5 24:01.713 6 2 2:54.634 B 45.104 48.493 1:21.037 200.4 26:56.347								



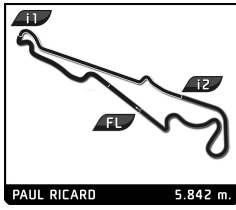


SIXTIES' ENDURANCE
DIX MILLE TOURS
PRIVATE PRACTICE

Sector Analysis

Lap	D	Time	Sector 1	Sector 2	Sector 3	T. Spd	Elapsed	Lap	D	Time	Sector 1	Sector 2	Sector 3	T. Spd	Elapsed
17 Shelby Cobra 289 1965															
1. Luc-Pierre VERQUIN GT5															
1	1	3:43.189	1:37.857	52.691	1:12.641	102.2	3:43.189	1	1	4:15.833	2:06.868	54.601	1:14.364	109.4	4:15.833
18 Shelby Cobra Daytona Coupe 1964															
1. Jim BOUZAGLOU GT5															
2. William BOWDISH															
1	1	3:51.163	1:45.931	53.424	1:11.808	96.4	3:51.163	1	1	2:47.609	47.016	51.861	1:12.192	182.4	30:10.385
20 Shelby Mustang GT350 1965															
1. Christian DUMOLIN GT5															
2. Pierre-Alain THIBAUT															
1	1	5:24.316	3:17.197	54.500	1:12.619	109.5	5:24.316	1	1	2:46.412	45.935	49.947	1:10.530	201.9	35:44.406
21 Lotus 15 1958															
1. Michael BIRCH SP3															
2. Luke STEVENS															
1	1	5:22.205	3:14.930	55.688	1:11.587	106.5	5:22.205	1	1	2:46.955	45.490	51.512	1:09.953	190.1	38:31.361
24 Jaguar E-Type 3.8 1963															
1. François FILLON GT4															
2. André RAULIN															
1	1	4:15.833	2:06.868	54.601	1:14.364	109.4	4:15.833	1	1	2:47.609	46.900	50.252	1:10.457	189.1	32:57.994
27 Jaguar E-Type 3.8 1964															
1. Didier ROBIN GT4															
2. Arnold ROBIN															
1	1	4:32.214	2:12.760	1:01.887	1:17.567	101.4	4:32.214	1	1	2:45.311	47.794	48.980	1:08.537	199.6	41:16.672
31 Shelby Cobra 289 1964															
1. Charles FIRMENICH GT5															
2. Benjamin MONNAY															
1	1	6:17.934	4:19.020	49.985	1:08.929	86.3	6:17.934	1	1	2:37.934	43.665	47.020	1:07.249	201.9	35:22.041
37 Jaguar E-Type 3.8 1964															
1. William PAUL GT4															
1	1	3:29.317	1:33.294	49.437	1:06.586	98.9	3:29.317	1	1	2:33.708	41.959	46.222	1:05.527	217.7	33:31.308
39 Lotus Elan 26R 1964															
1. Hubert BOURDIN GT2															
2. Charles BOURDIN															
1	1	3:50.287	1:43.760	53.378	1:13.149	103.3	3:50.287	1	1	2:32.566	41.916	45.509	1:05.141	212.2	32:22.995

■ Personal Best ■ Session Best ■ Crossing the finish line in pit lane

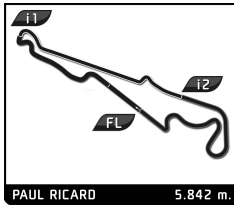


SIXTIES' ENDURANCE
DIX MILLE TOURS
PRIVATE PRACTICE

Sector Analysis

Sector Analysis							Sector Analysis								
Lap	D	Time	Sector 1	Sector 2	Sector 3	T. Spd	Elapsed	Lap	D	Time	Sector 1	Sector 2	Sector 3	T. Spd	Elapsed
2	2	2:50.516	47.167	52.107	1:11.242	182.1	6:40.803	4	1	10:14.028	8:00.300	53.957	1:19.771	103.4	21:35.663
3	2	5:33.260 B	46.055	48.940	3:58.265	188.5	12:14.063	5	1	3:01.650	49.178	54.818	1:17.654	186.5	24:37.313
4	2	10:18.190 B	6:44.483	49.727	2:43.980	104.2	22:32.253	6	1	2:59.686	48.169	54.613	1:16.904	190.5	27:36.999
5	1	3:18.532	1:12.429	51.438	1:14.665	109.9	25:50.785	7	1	2:59.532	47.706	53.288	1:18.538	189.1	30:36.531
6	1	2:50.482	47.474	51.661	1:11.347	179.1	28:41.267	8	1	2:59.617	49.678	53.030	1:16.909	161.0	33:36.148
7	1	2:44.860	44.944	49.467	1:10.449	198.2	31:26.127	9	1	2:58.538	48.369	52.996	1:17.173	189.8	36:34.686
8	1	2:47.008	44.987	49.166	1:12.855	195.7	34:13.135	10	1	2:58.308	48.193	52.695	1:17.420	187.5	39:32.994
9	1	2:46.700	46.413	49.269	1:11.018	192.2	36:59.835	11	1	2:58.692	48.617	52.412	1:17.663	181.8	42:31.686
10	1	2:45.182	45.764	48.907	1:10.511	196.4	39:45.017								
11	1	2:44.131	44.606	48.829	1:10.696	198.9	42:29.148								
46 Lotus Elan 26R 1963 1.Christian BOURIEZ GT2							60 Lotus Elan 26R 1963 1.Guillaume MINGOT GT2 2.Jérôme CATTELIN								
1	1	6:18.362	4:05.040	56.324	1:16.998	97.6	6:18.362	1	2	5:16.993	3:06.522	56.710	1:13.761	84.4	5:16.993
2	1	2:51.658	46.826	51.028	1:13.804	188.8	9:10.020	2	2	2:44.293	45.565	50.073	1:08.655	180.0	8:01.286
3	1	4:03.035 B	1:02.799	1:12.208	1:48.028	108.5	13:13.055	3	2	3:37.065 B	47.083	58.744	1:51.238	193.9	11:38.351
4	1	8:38.031	6:37.400	50.105	1:10.526	113.0	21:51.086	4	1	11:31.845	9:30.818	50.939	1:10.088	89.6	23:10.196
5	1	2:42.789	45.082	48.419	1:09.288	197.8	24:33.875	5	1	2:42.286	44.729	49.172	1:08.385	181.8	25:52.482
6	1	2:44.517	44.509	49.482	1:10.526	197.4	27:18.392	6	1	2:40.254	44.134	48.001	1:08.119	197.4	28:32.736
7	1	2:43.033	44.859	48.940	1:09.234	195.3	30:01.425	7	1	2:40.831	43.922	48.828	1:08.081	199.6	31:13.567
8	1	2:53.997 B	47.195	49.772	1:17.030	196.7	32:55.422	8	1	2:57.814 B	43.906	48.018	1:25.890	203.4	34:11.381
9	1	6:03.147	4:02.760	49.218	1:11.169	117.1	38:58.569								
10	1	2:43.380	45.010	48.850	1:09.520	194.2	41:41.949								
47 Porsche 904/G Carrera GTS 1965 1.Andrew SMITH GT2 2.Oliver BRYANT							61 Morgan SLR 1961 1.Simon OREBI GANN GT3 2.James BELLINGER								
1	2	3:58.864 B	1:48.904	51.101	1:18.859	103.1	3:58.864	1	1	5:00.499	2:56.679	52.802	1:11.018	110.2	5:00.499
2	2	3:21.330	1:29.177	46.191	1:05.962	112.6	7:20.194	2	1	2:45.671	44.627	49.648	1:11.396	188.5	7:46.170
3	2	3:18.425 B	41.583	47.037	1:49.805	200.0	10:38.619	3	1	3:23.823 B	44.224	54.277	1:45.322	191.5	11:09.993
4	2	10:23.989	8:28.722	48.549	1:06.718	107.5	21:02.608	4	1	12:01.944	9:39.938	1:00.044	1:21.962	88.2	23:11.937
5	2	2:32.088	42.693	45.570	1:03.825	205.3	23:34.696	5	1	3:04.128	49.374	56.069	1:18.685	171.4	26:16.065
6	2	2:43.339 B	40.833	45.646	1:16.860	205.7	26:18.035	6	1	2:58.494	50.307	53.725	1:14.462	188.2	29:14.559
7	1	4:21.974	2:28.858	47.163	1:05.953	108.1	30:40.009	7	1	3:02.954	51.867	54.410	1:16.677	173.6	32:17.513
8	1	2:37.968	43.690	48.459	1:05.819	205.3	33:17.977	8	1	2:58.122	49.178	53.928	1:15.016	179.4	35:15.635
9	1	2:34.954	41.627	47.406	1:05.921	206.1	35:52.931	9	1	2:54.379	47.369	52.828	1:14.182	177.9	38:10.014
10	1	2:34.098	40.628	46.909	1:06.561	204.2	38:27.029	10	1	2:52.367	47.335	52.365	1:12.667	189.5	41:02.381
11	1	2:33.305	41.968	45.730	1:05.607	204.5	41:00.334								
51 Shelby Cobra 289 1963 1.Maxime GUENAT GT5 2.Guillaume MAHE							62 Shelby Mustang GT350 1965 1.Stephen PERRY GT5 2.Nicolas MATILE								
1	1	5:57.366	4:02.351	48.006	1:07.009	118.3	5:57.366	1	1	6:40.144	4:33.381	52.880	1:13.883	100.0	6:40.144
2	1	2:33.627	42.238	45.594	1:05.795	219.1	8:30.993	2	1	4:19.856 B	48.103	51.955	2:39.798	173.1	11:00.000
3	1	3:25.482 B	48.282	51.597	1:45.603	201.5	11:56.475	3	1	11:46.249	9:39.530	52.094	1:14.625	91.6	22:46.249
4	1	9:29.383	7:37.520	45.848	1:06.015	116.5	21:25.858	4	1	3:00.462	48.668	55.942	1:15.852	185.2	25:46.711
5	1	2:33.204	41.993	45.032	1:06.179	219.1	23:59.062	5	1	3:06.056	50.622	57.643	1:17.791	161.0	28:52.767
6	1	2:32.252	41.923	45.358	1:04.971	220.4	26:31.314	6	1	2:55.184	50.040	50.687	1:14.457	183.4	31:47.951
7	1	2:43.188 B	43.471	45.472	1:14.245	217.7	29:14.502	7	1	2:56.291	50.259	53.845	1:12.187	155.2	34:44.242
8	1	5:09.123	3:16.891	45.981	1:06.251	128.4	34:23.625								
9	1	2:31.593	41.402	45.166	1:05.025	224.5	36:55.218								
10	1	2:30.806	41.306	44.958	1:04.542	227.4	39:26.024								
11	1	2:47.026 B	41.814	45.020	1:20.192	228.3	42:13.050								
55 Lotus Elan 26R 1965 1.Guillaume BRAJEUX GT2							64 Jaguar E-Type 3.8 1962 1.Leon EBELING GT4 2.Andrew NEWALL								
1	1	4:47.352	2:26.047	59.136	1:22.169	87.0	4:47.352	1	1	4:43.330	2:44.664	48.949	1:09.717	95.3	4:43.330
2	1	3:00.430	51.176	53.526	1:15.728	173.6	7:47.782	2	1	2:38.303	45.351	46.446	1:06.506	173.6	7:21.633
3	1	3:33.853 B	49.531	1:02.343	1:41.979	176.8	11:21.635	3	1	3:13.410 B	42.272	44.940	1:46.198	210.5	10:35.043
								4	1	11:39.629	9:47.713	45.954	1:05.962	98.4	22:14.672
								5	1	2:39.134 B	42.216	44.742	1:12.176	198.5	24:53.806
								6	2	4:59.712	3:08.253	46.064	1:05.395	130.4	29:53.518
								7	2	2:34.197	42.453	45.165	1:06.579	196.4	32:27.715
								8	2	2:33.948	42.240	45.894	1:05.814	196.4	35:01.663
								9	2	2:32.303	42.013	45.607	1:04.683	211.4	37:33.966
								10	2	2:33.419	41.589	46.061	1:05.769	209.3	40:07.385





SIXTIES' ENDURANCE DIX MILLE TOURS PRIVATE PRACTICE

Sector Analysis

■ Personal Best ■ Session Best B Crossing the finish line in pit lane

Lap	D	Time	Sector 1	Sector 2	Sector 3	T. Spd	Elapsed	Lap	D	Time	Sector 1	Sector 2	Sector 3	T. Spd	Elapsed
3	1	4:06.277 B	43.832	46.926	2:35.519	203.4	11:23.864								
4	1	9:34.252	7:38.609	47.416	1:08.227	86.9	20:58.116								
5	1	2:34.615	42.877	45.684	1:06.054	199.3	23:32.731								
6	1	2:34.050	41.979	45.757	1:06.314	215.6	26:06.781								
7	1	2:33.545	42.155	45.765	1:05.625	213.4	28:40.326								
8	1	2:33.418	41.847	45.803	1:05.768	223.6	31:13.744								
9	1	4:09.082 B	42.345	46.092	2:40.645	201.9	35:22.826								
10	1	2:55.278	1:03.383	46.395	1:05.500	128.4	38:18.104								
11	1	2:30.975	41.358	45.174	1:04.443	206.1	40:49.079								

472		Lotus Elan 26R 1965				GT2	
		1.Nick MATTHEWS					
		2.Miles GRIFFITHS					
1	1	4:16.676	2:10.786	51.400	1:14.490	103.0	4:16.676
2	1	2:51.101	48.920	51.085	1:11.096	187.8	7:07.777
3	1	4:10.527 B	45.181	48.984	2:36.362	195.3	11:18.304
4	1	9:45.953	7:45.607	49.622	1:10.724	93.2	21:04.257
5	1	2:45.036	44.215	50.759	1:10.062	196.0	23:49.293
6	1	2:40.999	44.713	47.938	1:08.348	199.3	26:30.292
7	1	2:40.695	44.952	47.637	1:08.106	203.8	29:10.987
8	1	2:40.244	44.725	47.566	1:07.953	204.9	31:51.231
9	1	2:40.186	43.772	47.829	1:08.585	203.8	34:31.417
10	1	2:39.819	43.875	47.815	1:08.129	204.9	37:11.236
11	1	3:25.754 B	45.622	47.849	1:52.283	177.6	40:36.990

650		Porsche 911 2,0L 1965				GT2	
		1.Jussi ITAVUORI					
		2.Risto VIRTANEN					
1	1	4:51.001	2:30.754	59.657	1:20.590	99.9	4:51.001
2	1	2:58.989	49.905	53.365	1:15.719	173.6	7:49.990
3	1	3:38.907 B	48.215	1:05.610	1:45.082	183.1	11:28.897
4	1	10:46.488	8:42.136	51.844	1:12.508	101.9	22:15.385
5	1	2:46.938	46.063	50.320	1:10.555	188.8	25:02.323
6	1	2:46.039	45.715	49.958	1:10.366	188.5	27:48.362
7	1	2:46.206	44.847	49.682	1:11.677	188.8	30:34.568
8	1	2:59.111 B	45.834	52.040	1:21.237	187.8	33:33.679
9	1	4:08.566	2:07.005	51.257	1:10.304	95.3	37:42.245
10	1	2:46.158	44.920	50.260	1:10.978	188.8	40:28.403