

HERITAGE TOURING CUP

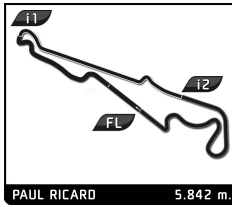
DIX MILLE TOURS

QUALIFYING

Sector Analysis

Lap D Time Sector 1 Sector 2 Sector 3 T. Spd Elapsed							Lap D Time Sector 1 Sector 2 Sector 3 T. Spd Elapsed												
2	AMC Javelin 1972						TC2	9	Ford Capri RS 2600 1973						TC2				
	1. Marc DEVIS								1. Thomas STUDER										
	2. Mathias DEVIS																		
	1	1	3:08.552	1:13.204	47.543	1:07.805			102.0	3:08.552	1	1	5:01.543	2:53.120		53.203	1:15.220	106.8	5:01.543
	2	1	2:32.054	41.151	45.885	1:05.018			208.1	5:40.606	2	1	2:41.634	46.071		48.744	1:06.819	172.8	7:43.177
	3	1	2:29.659	40.151	45.061	1:04.447			216.9	8:10.265	3	1	2:50.394	44.373		47.688	1:18.333	197.8	10:33.571
	4	1	2:42.656	B 40.565	45.110	1:16.981			207.7	10:52.921	4	1	3:26.287	1:32.757		47.567	1:05.963	97.8	13:59.858
	5	2	7:20.993	5:24.175	47.628	1:09.190			108.9	18:13.914	5	1	2:36.092	42.632		47.007	1:06.453	201.9	16:35.950
	6	2	2:36.409	42.656	46.442	1:07.311			202.2	20:50.323	6	1	2:35.495	41.752		47.191	1:06.552	204.5	19:11.445
	7	2	2:32.422	41.491	45.420	1:05.511			206.1	23:22.745	7	1	2:35.026	42.110		46.945	1:05.971	208.5	21:46.471
	8	2	2:34.292	42.284	45.367	1:06.641			192.9	25:57.037	8	1	2:34.450	41.797		46.550	1:06.103	206.9	24:20.921
	9	2	2:32.679	41.252	45.633	1:05.794			213.4	28:29.716	9	1	2:34.951	42.108		47.118	1:05.725	204.2	26:55.872
	10	2	2:29.911	40.812	44.863	1:04.236			211.4	30:59.627	10	1	2:34.687	42.079		46.724	1:05.884	205.3	29:30.559
11	2	2:28.480	40.308	44.220	1:03.952	213.4	33:28.107	11	1	2:40.602	43.389	47.381	1:09.832	200.0	32:11.161				
12	2	2:30.599	40.682	44.569	1:05.348	215.6	35:58.706	12	1	2:42.313	42.492	50.563	1:09.258	203.0	34:53.474				
13	2	3:06.818	B 43.452	47.535	1:35.831	203.0	39:05.524	13	1	3:27.283	B 41.793	53.246	1:52.244	203.8	38:20.757				
5	Ford Capri RS 2600 1973						TC2	10	Ford Escort I RS 1600 1975						TC2				
	1. Alain VÖGELE								1. Peter VÖGELE										
	1	1	5:00.655	2:51.225	53.966	1:15.464			105.0	5:00.655	1	1	5:04.604	3:01.278		50.135	1:13.191	104.4	5:04.604
	2	1	2:44.771	47.677	49.501	1:07.593			170.6	7:45.426	2	1	2:46.053	45.550		50.267	1:10.236	192.5	7:50.657
	3	1	2:39.573	43.983	48.324	1:07.266			188.2	10:24.999	3	1	2:41.714	44.536		48.931	1:08.247	196.0	10:32.371
	4	1	2:50.304	B 43.873	47.568	1:18.863			194.9	13:15.303	4	1	2:52.611	B 44.270		51.583	1:16.758	200.4	13:24.982
	5	1	4:34.272	2:37.794	48.661	1:07.817			106.1	17:49.575	5	1	3:26.395	1:28.655		48.492	1:09.248	119.5	16:51.377
	6	1	2:38.811	44.194	48.753	1:05.864			190.8	20:28.386	6	1	2:40.135	43.642		48.472	1:08.021	198.9	19:31.512
	7	1	2:37.138	42.916	46.961	1:07.261			194.6	23:05.524	7	1	2:40.467	43.973		48.308	1:08.186	199.3	22:11.979
	8	1	2:35.839	42.161	47.572	1:06.106			199.3	25:41.363	8	1	2:39.495	43.330		48.421	1:07.744	199.3	24:51.474
	9	1	2:33.681	41.956	46.420	1:05.305			198.9	28:15.044	9	1	2:42.609	43.915		49.825	1:08.869	197.1	27:34.083
	10	1	2:34.808	42.457	46.303	1:06.048			187.2	30:49.852	10	1	2:42.504	43.852		48.338	1:10.314	194.2	30:16.587
11	1	2:49.035	B 43.307	47.253	1:18.475	188.8	33:38.887	11	1	2:39.413	43.577	48.175	1:07.661	203.0	32:56.000				
12	1	2:44.200	43.624	49.033	1:11.543	199.6	35:40.200	12	1	2:44.200	43.624	49.033	1:11.543	199.6	35:40.200				
13	1	3:23.564	B 46.485	59.723	1:37.356	170.1	39:03.764	13	1	3:23.564	B 46.485	59.723	1:37.356	170.1	39:03.764				
6	BMW 635 CSI 1983						Group A	11	BMW 3.0 CSL 1972						TC2				
	1. Jean-Lou RIHON								1. Charles FIRMENICH										
	2. Nick PADMORE																		
	1	2	9:28.000	7:36.486	47.321	1:04.193			100.9	9:28.000	1	1	3:58.990	1:56.021		51.278	1:11.691	103.5	3:58.990
	2	2	2:31.224	41.398	46.674	1:03.152			199.6	11:59.224	2	1	5:01.010	B 44.133		47.922	3:28.955	196.7	9:00.000
	3	2	2:29.680	40.759	46.234	1:02.687			198.2	14:28.904	3	1	3:20.127	1:24.345		49.410	1:06.372	110.4	12:20.127
	4	2	2:43.931	B 41.223	46.817	1:15.891			199.3	17:12.835	4	1	2:37.103	42.455		48.039	1:06.609	198.9	14:57.230
	5	1	4:19.648	2:24.770	47.689	1:07.189			109.2	21:32.483	5	1	2:37.186	42.318		47.442	1:07.426	200.4	17:34.416
	6	1	2:34.681	42.308	46.972	1:05.401			196.4	24:07.164	6	1	2:37.920	42.352		47.217	1:08.351	197.4	20:12.336
	7	1	2:35.192	42.406	46.882	1:05.904			196.4	26:42.356	7	1	3:09.384	B 44.019		59.078	1:26.287	190.5	23:21.720
	8	1	2:34.234	42.131	46.843	1:05.260			195.7	29:16.590	8	1	7:14.842	5:10.996		53.159	1:10.687	98.9	30:36.562
	9	1	2:35.163	41.912	47.615	1:05.636			199.3	31:51.753	9	1	2:45.762	43.752		52.141	1:09.869	198.9	33:22.324
	10	1	2:41.500	42.425	52.151	1:06.924			195.3	34:33.253	10	1	2:36.735	42.666		47.589	1:06.480	195.7	35:59.059
11	1	2:58.217	B 42.457	47.142	1:28.618	196.0	37:31.470												
7	Ford Capri RS 2600 1975						TC2	12	BMW 635 CSI 1984						Group A				
	1. Carlo VÖGELE								1. Anthony SCHRAUWEN										
	1	1	5:03.352	2:56.150	54.022	1:13.180			110.1	5:03.352	1	1	4:02.069	1:48.483		56.160	1:17.426	97.9	4:02.069
	2	1	2:43.517	45.776	50.569	1:07.172			173.4	7:46.869	2	1	2:46.841	48.735		49.538	1:08.568	154.5	6:48.910
	3	1	2:49.685	B 43.504	48.470	1:17.711			184.6	10:36.554	3	1	2:38.674	44.369		47.758	1:06.547	195.3	9:27.584
	4	1	5:41.663	3:44.889	49.417	1:07.357			107.9	16:18.217	4	1	2:36.585	43.269		47.026	1:06.290	197.8	12:04.169
	5	1	2:36.933	42.600	47.390	1:06.943			189.1	18:55.150	5	1	2:37.046	42.991		47.584	1:06.471	198.2	14:41.215
	6	1	2:39.116	43.037	48.053	1:08.026			194.2	21:34.266	6	1	2:36.468	43.209		47.024	1:06.235	197.1	17:17.683
	7	1	2:37.656	43.204	48.031	1:06.421			203.0	24:11.922	7	1	2:35.598	42.953		46.743	1:05.902	198.9	19:53.281
	8	1	2:37.204	42.491	48.089	1:06.624			195.7	26:49.126	8	1	2:34.916	42.307		46.911	1:05.698	200.4	22:28.197
	9	1	2:58.541	B 45.485	52.818	1:20.238			192.2	29:47.667									
	10	1	5:15.957	3:20.818	47.526	1:07.613			115.8	35:03.624									

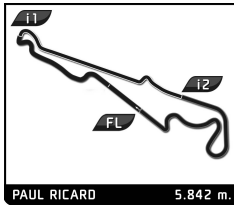
Personal Best Session Best B Crossing the finish line in pit lane



HERITAGE TOURING CUP
DIX MILLE TOURS
QUALIFYING

Sector Analysis

Sector Analysis							Sector Analysis								
Lap	D	Time	Sector 1	Sector 2	Sector 3	T. Spd	Elapsed	Lap	D	Time	Sector 1	Sector 2	Sector 3	T. Spd	Elapsed
13 BMW 635 CSI Gr. 2 1980 1.Philippe TRUFFIER TC2															
1	1	4:01.567	1:52.815	53.760	1:14.992	96.4	4:01.567								
2	1	2:32.993	42.368	46.535	1:04.090	204.2	6:34.560								
3	1	2:30.627	40.752	45.973	1:03.902	205.7	9:05.187								
4	1	2:32.502	40.963	45.690	1:05.849	206.5	11:37.689								
14 Ford Capri RS 2600 1972 1.Yves VÖGELE TC2															
1	1	5:01.434	2:57.980	49.091	1:14.363	109.4	5:01.434								
2	1	2:37.854	45.423	46.504	1:05.927	172.8	7:39.288								
3	1	2:32.872	41.927	46.109	1:04.836	206.1	10:12.160								
4	1	2:32.826	41.803	45.923	1:05.100	204.9	12:44.986								
5	1	2:31.115	41.481	45.627	1:04.007	205.3	15:16.101								
6	1	2:31.756	41.390	46.069	1:04.297	191.8	17:47.857								
7	1	2:32.036	42.424	45.203	1:04.409	198.5	20:19.893								
8	1	2:34.078	43.785	46.174	1:04.119	192.5	22:53.971								
9	1	2:30.637	41.371	45.377	1:03.889	207.7	25:24.608								
10	1	2:47.452 B	41.336	47.760	1:18.356	207.3	28:12.060								
11	1	4:52.571	3:01.935	45.720	1:04.916	111.2	33:04.631								
12	1	2:32.309	41.070	46.154	1:05.085	210.1	35:36.940								
13	1	3:22.805 B	44.393	1:02.929	1:35.483	180.0	38:59.745								
15 BMW 635 CSI 1985 1.G�rard LASCAUX Group A															
1	1	4:59.480	2:47.773	56.235	1:15.472	99.0	4:59.480								
2	1	2:50.598	47.333	52.693	1:10.572	168.5	7:50.078								
3	1	2:53.657	49.350	52.579	1:11.728	162.2	10:43.735								
4	1	2:50.462	48.449	50.898	1:11.115	175.9	13:34.197								
5	1	2:48.095	46.725	51.702	1:09.668	175.9	16:22.292								
6	1	2:49.265	48.136	51.069	1:10.060	182.1	19:11.557								
7	1	3:02.980 B	47.591	51.233	1:24.156	159.8	22:14.537								
8	1	9:45.168	7:42.906	52.079	1:10.183	109.9	31:59.705								
9	1	2:46.040	45.571	50.440	1:10.029	184.3	34:45.745								
10	1	3:32.827 B	46.363	55.036	1:51.428	173.1	38:18.572								
16 BMW 3.0 CSL 1975 1.Lukas HALUSA TC2 2.Niklas HALUSA															
1	1	3:09.746	1:09.594	50.558	1:09.594	114.2	3:09.746								
2	1	2:32.406	41.245	45.866	1:05.295	203.8	5:42.152								
3	1	2:27.335	40.722	44.550	1:02.063	210.5	8:09.487								
4	1	2:24.652	38.992	43.834	1:01.826	218.2	10:34.139								
5	1	4:25.567 B	41.977	46.953	2:56.637	216.0	14:59.706								
6	2	3:01.277	1:09.415	46.616	1:05.246	106.9	18:00.983								
7	2	2:29.447	39.947	45.555	1:03.945	218.6	20:30.430								
8	2	2:30.217	41.365	44.042	1:04.810	218.2	23:00.647								
9	2	2:25.970	39.934	43.759	1:02.277	213.9	25:26.617								
10	2	8:47.196 B	43.777	50.101	7:13.318	202.2	34:13.813								
19 Ford Escort I RS 1600 1975 1.Jean-Luc BLANCHEMAIN TC2															
1	1	3:59.716	1:53.371	52.160	1:14.185	97.2	3:59.716								
2	1	2:37.020	43.864	48.464	1:04.692	191.8	6:36.736								
3	1	2:49.309 B	42.713	48.088	1:18.508	201.1	9:26.045								
22 BMW 3.0 CSL 1975 1.Olivier BREITMAYER TC2 2.Olivier HART															
1	1	3:28.737	1:34.211	48.211	1:06.315	103.3	3:28.737								
2	1	2:27.696	40.474	44.419	1:02.803	217.3	5:56.433								
3	1	2:28.389	41.048	44.247	1:03.094	228.8	8:24.822								
4	1	2:24.947	39.859	43.647	1:01.441	225.5	10:49.769								
5	1	2:26.672	40.582	43.744	1:02.346	225.9	13:16.441								
6	1	2:24.352	39.385	43.166	1:01.801	227.4	15:40.793								
7	1	2:52.189 B	41.701	48.008	1:22.480	216.4	18:32.982								
8	2	5:43.118	3:53.196	48.811	1:01.111	113.8	24:16.100								
9	2	2:36.737 B	38.682	43.013	1:15.042	224.5	26:52.837								
10	2	3:33.636	1:46.875	44.853	1:01.908	89.5	30:26.473								
11	2	2:21.882	38.596	42.764	1:00.522	229.3	32:48.355								
12	2	2:33.774	38.800	42.754	1:12.220	226.9	35:22.129								
13	2	3:19.458 B	45.078	1:06.351	1:28.029	179.7	38:41.587								
24 Ford Escort I RS 1600 1975 1.Florian ZAVATTIN TC2															
1	1	4:14.039	2:11.187	51.907	1:10.945	115.3	4:14.039								
2	1	2:41.946	45.118	48.070	1:08.758	192.5	6:55.985								
3	1	2:36.867	43.201	47.048	1:06.618	192.5	9:32.852								
4	1	2:36.414	43.105	47.385	1:05.924	197.4	12:09.266								
5	1	2:34.631	42.930	46.748	1:04.953	197.8	14:43.897								
6	1	2:33.546	42.491	45.940	1:05.115	204.9	17:17.443								
7	1	2:32.275	41.501	46.159	1:04.615	202.6	19:49.718								
8	1	2:42.707 B	42.470	46.498	1:13.739	203.4	22:32.425								
9	1	5:59.174	4:04.416	48.248	1:06.510	123.1	28:31.599								
10	1	2:33.145	41.704	46.838	1:04.603	204.2	31:04.744								
11	1	2:32.054	41.171	46.133	1:04.750	204.9	33:36.798								
12	1	2:47.705	41.710	50.148	1:15.847	201.9	36:24.503								
27 BMW 2800 CS 1969 1.Pierre BESSE TC2 2.Guillaume GOUBLE															
1	2	4:22.913	2:10.469	55.707	1:16.737	104.0	4:22.913								
2	2	2:55.405	47.006	53.798	1:14.601	178.5	7:18.318								
3	2	2:53.904	45.724	52.645	1:15.535	181.5	10:12.222								
4	2	4:02.142 B	46.466	53.165	2:22.511	174.5	14:14.364								
5	1	3:27.608	1:14.801	56.026	1:16.781	95.6	17:41.972								
6	1	3:03.341	51.243	55.539	1:16.559	157.7	20:45.313								
7	1	3:01.261	49.470	55.458	1:16.333	160.7	23:46.574								
8	1	3:01.037	49.490	55.061	1:16.486	164.9	26:47.611								
9	1	3:03.736	49.453	56.218	1:18.065	169.5	29:51.347								
10	1	3:04.434	49.781	56.800	1:17.853	156.1	32:55.781								
11	1	3:02.224	49.427	55.515	1:17.282	166.7	35:58.005								
12	1	3:59.975 B	56.937	1:12.296	1:50.742	149.4	39:57.980								
29 BMW 635 CSI 1985 1.Fr�d�ric DUCOURAU Group A															
1	1	4:32.295	2:30.966	50.426	1:10.903	105.7	4:32.295								
2	1	2:42.043	44.375	48.248	1:09.420	194.6	7:14.338								



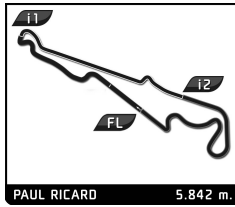
HERITAGE TOURING CUP

DIX MILLE TOURS

QUALIFYING

Sector Analysis

Personal Best							Session Best							B Crossing the finish line in pit lane									
Lap	D	Time	Sector 1	Sector 2	Sector 3	T. Spd	Elapsed	Lap	D	Time	Sector 1	Sector 2	Sector 3	T. Spd	Elapsed	Lap	D	Time	Sector 1	Sector 2	Sector 3	T. Spd	Elapsed
32 BMW 635 CSI Gr. 2 1981 1. Antoine CAZALIERES TC2																							
1	1	4:12.453	2:05.143	53.428	1:13.882	108.2	4:12.453	2	1	2:43.159	44.784	49.500	1:08.875	178.2	6:55.612	3	1	2:43.242	45.683	48.666	1:08.893	174.2	9:38.854
4	1	2:53.407 B	43.570	48.382	1:21.455	192.5	12:32.261	5	1	5:32.063 B	3:19.048	54.312	1:18.703	100.2	18:04.324	6	1	2:42.058	44.506	48.067	1:09.485	182.7	17:57.571
7	1	2:54.006 B	44.764	47.538	1:21.704	196.4	20:51.577	8	1	5:09.121	3:13.081	47.843	1:08.197	96.5	26:00.698	9	1	2:40.199	44.342	47.342	1:08.515	197.1	28:40.897
10	1	2:41.672	44.338	47.516	1:09.818	195.7	31:22.569	11	1	2:38.143	43.036	47.697	1:07.410	196.0	34:00.712	12	1	2:58.308 B	44.568	51.508	1:22.232	193.2	36:59.020
33 BMW 635 CSI 1985 1. Robert BOOS Group A 2. François JAKUBOWSKI																							
1	2	3:59.246	2:00.091	49.281	1:09.874	105.5	3:59.246	2	2	2:33.269	42.777	46.186	1:04.306	199.3	6:32.515	3	2	2:30.525	41.032	45.729	1:03.764	202.6	9:03.040
4	2	2:49.589 B	42.276	49.419	1:17.894	204.9	11:52.629	5	1	6:26.578	4:25.378	50.378	1:10.822	112.0	18:19.207	6	1	2:42.867	44.259	51.043	1:07.565	191.2	21:02.074
7	1	2:46.201	46.744	50.760	1:08.697	198.5	23:48.275	8	1	2:37.849	43.618	47.712	1:06.519	191.5	26:26.124	9	1	2:38.464	43.011	48.488	1:06.965	195.7	29:04.588
10	1	2:37.407	42.956	47.682	1:06.769	199.6	31:41.995	11	1	2:37.816	43.131	47.736	1:06.949	195.3	34:19.811	12	1	2:56.560 B	43.775	48.847	1:23.938	178.8	37:16.371
34 BMW 3.0 CSL 1973 1. Emile BREITMAYER TC2 2. David HART																							
1	1	3:35.889	1:40.826	48.347	1:06.716	106.1	3:35.889	2	1	2:25.153	40.157	43.759	1:01.237	218.2	6:01.042	3	1	2:24.644	40.571	43.337	1:00.736	216.9	8:25.686
4	1	2:21.931	38.853	42.883	1:00.195	222.2	10:47.617	5	1	2:25.499	40.233	43.613	1:01.653	219.5	13:13.116	6	1	2:30.846	38.691	43.185	1:08.970	220.4	15:43.962
7	1	2:26.950	39.934	43.780	1:03.236	220.0	18:10.912	8	1	2:39.111 B	38.895	43.016	1:17.200	218.6	20:50.023	9	2	4:03.257	2:16.214	43.853	1:03.190	132.5	24:53.280
10	2	2:26.611	40.325	44.244	1:02.042	201.5	27:19.891	11	2	2:25.210	40.342	43.593	1:01.275	214.7	29:45.101	12	2	2:25.946	39.491	43.394	1:03.061	218.6	32:11.047
13	2	2:31.273	39.503	44.386	1:07.384	212.6	34:42.320																
35 BMW 635 CSI 1985 1. Christian TRABER Group A 2. Nicolas TRABER																							
1	1	4:47.908	2:46.555	51.380	1:09.973	95.2	4:47.908	2	1	2:36.973	43.683	47.273	1:06.017	200.0	7:24.881	3	1	2:36.147	42.293	46.450	1:07.404	199.6	10:01.028
4	1	2:34.152	42.431	46.480	1:05.241	200.7	12:35.180	5	1	2:31.631	41.623	45.964	1:04.044	200.4	15:06.811								
43 BMW 323i 1981 1. Eric WASSERMANN TC2																							
1	1	3:26.845	1:20.454	53.581	1:12.810	111.8	3:26.845	2	1	2:39.304	43.859	48.587	1:06.858	193.2	6:06.149	3	1	2:51.403	43.035	57.698	1:10.670	195.7	8:57.552
4	1	2:37.794	43.020	48.022	1:06.752	193.9	11:35.346	5	1	2:37.323	42.967	47.879	1:06.477	192.5	14:12.669	6	1	2:57.410 B	47.716	52.414	1:17.280	191.8	17:10.079
7	1	5:50.866	3:53.130	49.205	1:08.531	118.3	23:00.945	8	1	2:37.301	43.065	48.486	1:05.750	196.0	25:38.246	9	1	2:35.959	42.522	47.529	1:05.908	192.2	28:14.205
10	1	3:23.392 B	50.081	1:01.463	1:31.848	151.7	31:37.597																
44 BMW 2002 TI 1970 1. Katrin BEHRENS TC2																							
1	1	4:14.528	2:03.089	54.856	1:16.583	95.4	4:14.528	2	1	2:53.204	47.573	51.759	1:13.872	171.2	7:07.732	3	1	2:52.804	46.540	52.327	1:13.937	177.9	10:00.536
4	1	2:49.714	46.170	51.647	1:11.897	180.6	12:50.250	5	1	2:49.513	46.093	50.806	1:12.614	181.5	15:39.763	6	1	2:51.855	48.079	51.527	1:12.249	166.4	18:31.618
7	1	3:02.804 B	46.215	51.353	1:25.236	177.0	21:34.422	8	1	4:13.105	2:09.251	52.141	1:11.713	101.7	25:47.527	9	1	2:51.252	47.133	52.095	1:12.024	179.1	28:38.779
10	1	2:46.613	45.150	50.593	1:10.870	180.3	31:25.392	11	1	2:46.937	45.013	50.636	1:11.288	181.8	34:12.329	12	1	3:01.951 B	46.241	50.989	1:24.721	180.0	37:14.280
47 Ford Escort RS 1600 1972 1. Guy Fabrice MESTROT TC2 2. Eric SECHAUD																							
1	2	5:53.597	3:56.214	49.589	1:07.794	114.4	5:53.597	2	2	2:27.794	41.339	44.613	1:01.842	193.2	8:21.391	3	2	2:25.279	39.455	44.132	1:01.692	214.3	10:46.670
4	2	2:34.079	41.955	46.912	1:05.212	197.1	13:20.749	5	2	2:38.855	41.723	46.719	1:10.413	207.3	15:59.604	6	2	3:53.888 B	46.794	56.585	2:10.509	166.7	19:53.492
49 BMW 3.0 CSL 1975 1. Dominique GUENAT TC2																							
1	1	10:22.737	8:27.870	49.099	1:05.768	97.7	10:22.737	2	1	2:32.653	42.885	47.084	1:02.684	209.7	12:55.390	3	1	2:26.648	40.301	44.296	1:02.051	217.7	15:22.038
4	1	2:26.194	39.969	43.799	1:02.426	220.0	17:48.232	5	1	2:39.830 B	41.154	45.005	1:13.671	212.2	20:28.062	6	1	5:16.431	3:25.188	46.374	1:04.869	111.5	25:44.493
7	1	2:30.582	40.781	45.102	1:04.699	220.4	28:15.075	8	1	2:24.295	39.690	43.383	1:01.222	221.3	30:39.370	9	1	2:35.737 B	40.327	44.673	1:10.737	204.2	33:15.107



HERITAGE TOURING CUP

DIX MILLE TOURS

QUALIFYING

Sector Analysis

■ Personal Best ■ Session Best ■ Crossing the finish line in pit lane

Lap	D	Time	Sector 1	Sector 2	Sector 3	T. Spd	Elapsed	Lap	D	Time	Sector 1	Sector 2	Sector 3	T. Spd	Elapsed
2	1	2:46.572	45.302	50.168	1:11.102	177.9	6:34.967								
3	1	2:46.013	45.433	49.994	1:10.586	180.3	9:20.980								
4	1	2:46.327	45.199	50.459	1:10.669	175.6	12:07.307								
5	1	2:52.059	46.634	51.220	1:14.205	177.3	14:59.366								
6	1	2:47.987	45.791	50.359	1:11.837	176.2	17:47.353								
7	1	2:45.345	45.370	50.089	1:09.886	177.0	20:32.698								
8	1	2:45.529	44.905	50.405	1:10.219	179.7	23:18.227								
9	1	2:45.167	45.301	50.148	1:09.718	176.5	26:03.394								
10	1	2:44.987	44.488	50.385	1:10.114	175.6	28:48.381								
11	1	2:44.507	44.799	50.081	1:09.627	179.4	31:32.888								
12	1	2:44.820	44.658	50.185	1:09.977	175.9	34:17.708								
13	1	3:04.258 B	45.295	50.449	1:28.514	175.0	37:21.966								

100 Ford Escort I RS 1600 1975
1. Didier GRUAU TC2

1	1	3:50.401	1:49.115	50.388	1:10.898	100.9	3:50.401
2	1	2:33.230	42.261	45.939	1:05.030	196.4	6:23.631
3	1	2:31.402	40.575	46.838	1:03.989	204.9	8:55.033
4	1	2:30.320	41.206	45.478	1:03.636	205.7	11:25.353
5	1	2:57.006 B	43.463	51.165	1:22.378	204.5	14:22.359
6	1	5:09.160	3:18.635	46.489	1:04.036	83.1	19:31.519
7	1	2:31.411	40.949	46.527	1:03.935	206.1	22:02.930
8	1	2:29.083	40.345	45.398	1:03.340	204.5	24:32.013
9	1	2:30.113	40.733	45.959	1:03.421	203.4	27:02.126
10	1	3:06.951 B	48.259	55.235	1:23.457	163.9	30:09.077

101 BMW 2002 TI 1971
1. Bart BLOMMAERT TC2
2. Rikert LEEAAN

1	1	4:26.705	2:22.654	53.046	1:11.005	110.2	4:26.705
2	1	2:49.944	45.302	52.691	1:11.951	177.3	7:16.649
3	1	2:46.413	44.830	50.604	1:10.979	181.5	10:03.062
4	1	2:44.697	44.738	50.173	1:09.786	184.3	12:47.759
5	1	2:45.556	45.557	50.481	1:09.518	174.5	15:33.315
6	1	3:08.673 B	47.549	56.167	1:24.957	152.5	18:41.988
7	1	4:22.772	2:13.625	54.272	1:14.875	103.6	23:04.760
8	1	2:47.544	45.576	51.558	1:10.410	182.7	25:52.304
9	1	2:45.767	45.452	50.193	1:10.122	183.1	28:38.071
10	1	2:44.582	44.467	50.234	1:09.881	183.7	31:22.653
11	1	2:43.451	44.079	49.956	1:09.416	186.9	34:06.104
12	1	2:57.084 B	44.316	50.143	1:22.625	183.4	37:03.188

115 BMW 3.0 CSL 1975
1. Simon WATTS TC2
2. Jake HILL

1	2	3:04.442	1:10.051	48.185	1:06.206	115.8	3:04.442
2	2	2:24.180	39.509	44.008	1:00.663	209.3	5:28.622
3	2	2:22.584	39.133	43.780	59.671	210.1	7:51.206
4	2	2:49.009	42.575	55.215	1:11.219	213.9	10:40.215
5	2	2:31.795	38.631	47.992	1:05.172	213.4	13:12.010
6	2	2:22.846	38.818	43.541	1:00.487	211.4	15:34.856
7	2	2:43.929 B	43.563	45.266	1:15.100	166.7	18:18.785
8	1	4:25.944	2:34.689	46.496	1:04.759	109.2	22:44.729
9	1	2:30.239	41.738	45.425	1:03.076	207.3	25:14.968
10	1	2:30.382	41.470	46.414	1:02.498	202.6	27:45.350
11	1	2:29.371	41.352	45.178	1:02.841	206.5	30:14.721
12	1	2:29.700	41.606	45.645	1:02.449	209.7	32:44.421
13	1	2:49.269 B	45.714	46.439	1:17.116	179.7	35:33.690

117 Ford Escort RS 1600 1975
1. Alain PAGES TC2
2. José DA ROCHA

1	1	3:59.664	1:58.867	49.534	1:11.263	92.8	3:59.664
2	1	2:36.320	44.623	47.668	1:04.029	180.0	6:35.984
3	1	2:31.240	41.428	45.978	1:03.834	203.0	9:07.224
4	1	2:32.684	41.512	46.707	1:04.465	203.0	11:39.908
5	1	3:03.949 B	46.362	53.348	1:24.239	189.5	14:43.857
6	2	7:41.965	5:46.426	47.721	1:07.818	90.2	22:25.822
7	2	2:34.263	41.941	46.803	1:05.519	199.3	25:00.085
8	2	2:34.077	41.557	46.886	1:05.634	203.0	27:34.162
9	2	2:33.322	41.636	46.686	1:05.000	196.7	30:07.484
10	2	2:36.242	42.565	47.301	1:06.376	201.9	32:43.726
11	2	2:47.263	44.073	52.271	1:10.919	181.8	35:30.989
12	2	3:25.397 B	48.247	1:04.080	1:33.070	148.8	38:56.386

138 BMW 3.0 CSL 1975
1. Franz WUNDERLICH TC2

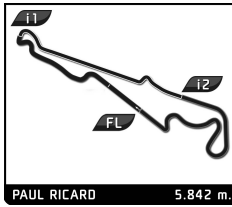
1	1	13:04.630	...	47.955	1:06.585	92.4	13:04.630
2	1	2:27.970	41.137	44.284	1:02.549	201.1	15:32.600
3	1	2:25.664	40.269	43.303	1:02.092	205.7	17:58.264
4	1	2:37.106 B	39.283	44.724	1:13.099	219.5	20:35.370
5	1	4:11.145	2:27.802	42.455	1:00.888	123.9	24:46.515
6	1	2:22.207	39.047	42.278	1:00.882	225.5	27:08.722
7	1	2:22.601	38.921	42.921	1:00.759	220.4	29:31.323
8	1	2:25.704	40.543	43.189	1:01.972	204.9	31:57.027
9	1	2:23.876	39.313	43.171	1:01.392	223.1	34:20.903
10	1	2:47.124 B	40.057	42.827	1:24.240	204.5	37:08.027

152 Ford Capri RS 2600 1972
1. Michel SCEMAMA TC2

1	1	4:45.888	2:33.012	56.399	1:16.477	102.3	4:45.888
2	1	2:54.290	48.077	53.269	1:12.944	168.0	7:40.178
3	1	2:38.978	44.362	48.200	1:06.416	189.8	10:19.156
4	1	2:41.171	45.581	49.464	1:06.126	207.3	13:00.327
5	1	2:36.061	42.939	46.771	1:06.351	209.7	15:36.388
6	1	2:36.105	43.252	46.479	1:06.374	189.1	18:12.493
7	1	2:33.584	41.926	46.154	1:05.504	215.1	20:46.077
8	1	2:32.808	41.447	46.298	1:05.063	210.5	23:18.885
9	1	2:34.273	41.803	46.595	1:05.875	210.9	25:53.158
10	1	2:34.192	42.066	46.643	1:05.483	214.7	28:27.350
11	1	2:34.568	41.990	47.392	1:05.186	209.3	31:01.918
12	1	2:34.140	41.766	46.911	1:05.463	212.6	33:36.058
13	1	2:32.889	42.034	46.204	1:04.651	197.8	36:08.947

175 Ford Capri RS 2600 1972
1. Simon EVANS TC2
2. James LITTLEJOHN

1	1	3:21.856	1:29.406	46.663	1:05.787	113.8	3:21.856
2	1	2:28.161	40.251	45.194	1:02.716	205.7	5:50.017
3	1	2:28.319	39.967	45.126	1:03.226	204.5	8:18.336
4	1	2:27.184	39.948	44.883	1:02.353	208.5	10:45.520
5	1	2:40.196 B	42.012	45.924	1:12.260	206.5	13:25.716
6	1	4:57.229	3:02.741	48.497	1:05.991	107.5	18:22.945
7	1	2:34.344	41.409	48.018	1:04.917	202.6	20:57.289
8	1	2:31.154	41.126	45.651	1:04.377	203.4	23:28.443
9	1	2:31.520	40.858	45.608	1:05.054	203.4	25:59.963
10	1	2:32.594	41.807	45.898	1:04.889	202.2	28:32.557



HERITAGE TOURING CUP DIX MILLE TOURS QUALIFYING

Sector Analysis

■ Personal Best ■ Session Best B Crossing the finish line in pit lane

Lap	D	Time	Sector 1	Sector 2	Sector 3	T. Spd	Elapsed	Lap	D	Time	Sector 1	Sector 2	Sector 3	T. Spd	Elapsed
11	1	2:31.326	41.616	45.800	1:03.910	204.5	31:03.883								
12	1	2:31.515	40.822	46.490	1:04.203	204.9	33:35.398								
13	1	2:30.624	41.003	45.677	1:03.944	201.9	36:06.022								

246

Ford Falcon Sprint 1964

1. André WIGET

TC1

1	1	4:16.010	2:04.221	55.271	1:16.518	96.5	4:16.010
2	1	2:54.634	47.472	51.923	1:15.239	170.3	7:10.644
3	1	2:54.376	46.684	52.396	1:15.296	198.2	10:05.020
4	1	2:50.761	45.883	51.099	1:13.779	203.0	12:55.781
5	1	4:09.947 B	48.447	55.836	2:25.664	186.2	17:05.728
6	1	3:07.882	1:02.661	51.200	1:14.021	113.0	20:13.610
7	1	2:51.871	46.192	50.319	1:15.360	189.1	23:05.481
8	1	2:54.027	46.661	52.811	1:14.555	168.5	25:59.508
9	1	2:54.604	47.354	53.899	1:13.351	194.6	28:54.112
10	1	2:48.999	45.275	50.343	1:13.381	197.8	31:43.111
11	1	2:53.625	46.022	50.924	1:16.679	194.2	34:36.736
12	1	3:34.000 B	47.600	1:01.709	1:44.691	176.2	38:10.736