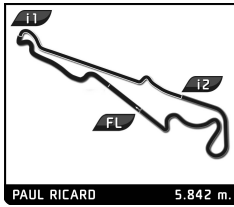


HERITAGE TOURING CUP
DIX MILLE TOURS
PRIVATE PRACTICE

Sector Analysis

Personal Best Session Best B Crossing the finish line in pit lane

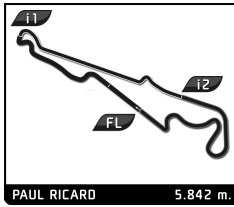
Lap	D	Time	Sector 1	Sector 2	Sector 3	T. Spd	Elapsed	Lap	D	Time	Sector 1	Sector 2	Sector 3	T. Spd	Elapsed
2		AMC Javelin 1972 1. Marc DEVIS 2. Mathias DEVIS							TC2						
1	1	3:22.626	1:25.091	51.166	1:06.369	87.7	3:22.626	10	1	2:34.343	41.820	46.740	1:05.783	206.1	28:23.972
2	1	2:33.642	42.431	45.717	1:05.494	212.6	5:56.268	11	1	2:36.002	42.828	47.260	1:05.914	206.1	30:59.974
3	1	2:32.124	41.291	46.101	1:04.732	207.7	8:28.392	10 Ford Escort I RS 1600 1975 1. Peter VÖGELE							
4	1	2:29.640	40.599	44.952	1:04.089	214.7	10:58.032	1	1	4:26.989	2:22.965	52.652	1:11.372	99.6	4:26.989
5	1	2:44.364	41.816	46.548	1:16.000	200.0	13:42.396	2	1	2:43.641	44.923	49.692	1:09.026	192.9	7:10.630
6	2	6:09.893	4:03.747	51.204	1:14.942	110.4	19:52.289	3	1	2:46.729	45.006	51.959	1:09.764	197.4	9:57.359
7	2	2:45.810	46.630	48.663	1:10.517	163.1	22:38.099	4	1	2:54.860	46.037	50.851	1:17.972	194.6	12:52.219
8	2	2:41.513	43.721	47.754	1:10.038	200.4	25:19.612	5	1	3:39.600	1:40.673	49.176	1:09.751	115.8	16:31.819
9	2	2:38.182	43.799	46.259	1:08.124	189.5	27:57.794	6	1	2:42.544	44.480	49.040	1:09.024	197.8	19:14.363
10	2	2:36.103	42.090	46.731	1:07.282	211.8	30:33.897	7	1	2:42.759	44.666	48.800	1:09.293	194.9	21:57.122
5		Ford Capri RS 2600 1973 1. Alain VÖGELE							TC2						
1	1	3:23.120	1:07.247	53.125	1:22.748	96.7	3:23.120	8	1	2:41.652	44.325	48.491	1:08.836	196.7	24:38.774
2	1	22:36.543	...	50.951	1:23.240	97.8	25:59.663	9	1	2:42.332	43.862	48.383	1:10.087	198.2	27:21.106
6		BMW 635 CSI 1983 1. Jean-Lou RIHON 2. Nick PADMORE							Group A						
1	2	4:01.720	2:05.748	51.194	1:04.778	116.8	4:01.720	10	1	2:42.414	43.919	48.906	1:09.589	199.3	30:03.520
2	2	2:35.457	43.265	46.460	1:05.732	197.1	6:37.177	11 BMW 3.0 CSL 1972 1. Charles FIRMENICH							
3	2	2:31.888	41.632	46.400	1:03.856	196.7	9:09.065	1	1	3:14.227	1:13.253	52.494	1:08.480	94.3	3:14.227
4	2	2:45.649	41.404	48.282	1:15.963	198.2	11:54.714	2	1	2:39.838	43.467	47.957	1:08.414	195.7	5:54.065
5	1	4:30.966	2:35.494	48.952	1:06.520	80.0	16:25.680	3	1	2:51.786	44.564	48.246	1:18.976	187.2	8:45.851
6	1	2:37.269	42.819	47.723	1:06.727	195.3	19:02.949	4	1	3:57.009	1:58.366	51.194	1:07.449	111.8	12:42.860
7	1	2:37.532	42.902	47.243	1:07.387	193.9	21:40.481	5	1	2:37.267	43.087	47.014	1:07.166	195.3	15:20.127
8	1	2:40.078	43.776	49.660	1:06.642	193.5	24:20.559	6	1	2:39.892	45.008	47.558	1:07.326	191.8	18:00.019
9	1	2:38.429	43.681	47.936	1:06.812	196.0	26:58.988	7	1	2:36.515	42.860	46.999	1:06.656	194.6	20:36.534
10	1	2:37.073	42.419	47.869	1:06.785	197.1	29:36.061	8	1	2:47.582	42.885	47.589	1:17.108	196.4	23:24.116
7		Ford Capri RS 2600 1975 1. Carlo VÖGELE							TC2						
1	1	3:01.810	54.660	52.460	1:14.690	89.2	3:01.810	9	1	4:06.040	2:11.640	47.476	1:06.924	108.0	27:30.156
2	1	2:46.640	45.383	50.377	1:10.880	169.3	5:48.450	12 BMW 635 CSI 1984 1. Anthony SCHRAUWEN							
3	1	2:56.112	45.028	51.081	1:20.003	184.0	8:44.562	1	1	3:56.342	1:46.125	55.669	1:14.548	88.2	3:56.342
4	1	4:02.600	2:05.224	49.164	1:08.212	108.9	12:47.162	2	1	2:43.630	45.564	49.388	1:08.678	165.6	6:39.972
5	1	2:39.143	43.509	47.677	1:07.957	185.6	15:26.305	3	1	2:37.654	43.612	47.808	1:06.234	192.5	9:17.626
6	1	2:40.918	44.902	47.964	1:08.052	201.9	18:07.223	4	1	2:37.632	42.581	47.490	1:07.561	196.0	11:55.258
7	1	2:37.552	42.987	47.341	1:07.224	195.7	20:44.775	5	1	2:47.624	42.955	47.044	1:17.625	196.0	14:42.882
8	1	2:36.163	42.523	47.214	1:06.426	203.4	23:20.938	6	1	4:10.452	2:17.373	47.184	1:05.895	107.7	18:53.334
9	1	2:38.265	43.111	48.454	1:06.700	201.1	25:59.203	7	1	2:34.817	42.435	47.048	1:05.334	198.2	21:28.151
10	1	2:35.631	42.359	46.727	1:06.545	193.9	28:34.834	8	1	2:36.245	42.419	47.833	1:05.993	199.6	24:04.396
11	1	2:35.913	42.325	46.783	1:06.805	204.2	31:10.747	9	1	2:34.912	42.525	46.881	1:05.506	198.5	26:39.308
9		Ford Capri RS 2600 1973 1. Thomas STUDER							TC2						
1	1	3:02.928	57.810	53.363	1:11.755	88.7	3:02.928	10	1	2:34.521	42.382	46.508	1:05.631	198.9	29:13.829
2	1	2:54.129	46.260	48.698	1:19.171	172.5	5:57.057	11	1	2:34.736	42.687	46.616	1:05.433	193.2	31:48.565
3	1	4:04.910	2:07.620	49.068	1:08.222	95.2	10:01.967	13 BMW 635 CSI Gr. 2 1980 1. Philippe TRUFFIER							
4	1	2:41.754	43.363	49.598	1:08.793	194.6	12:43.721	1	1	4:13.496	2:05.542	57.856	1:10.098	102.2	4:13.496
5	1	2:36.240	42.996	46.943	1:06.301	191.2	15:19.961	2	1	2:39.855	44.698	48.995	1:06.162	184.9	6:53.351
6	1	2:38.692	44.769	46.940	1:06.983	199.6	17:58.653	3	1	2:45.948	44.873	47.633	1:13.442	193.2	9:39.299
7	1	2:36.397	42.503	46.743	1:07.151	203.4	20:35.050	4	1	4:44.901	2:52.338	47.321	1:05.242	118.2	14:24.200
8	1	2:38.048	43.538	46.865	1:07.645	200.4	23:13.098	5	1	2:32.718	42.551	45.790	1:04.377	202.2	16:56.918
9	1	2:36.531	42.482	47.559	1:06.490	203.0	25:49.629	6	1	2:33.328	42.293	46.620	1:04.415	199.3	19:30.246
								7	1	2:35.830	42.053	48.241	1:05.536	199.3	22:06.076
								8	1	2:55.269	45.056	51.969	1:18.244	186.5	25:01.345
14		Ford Capri RS 2600 1972 1. Yves VÖGELE							TC2						
1	1	3:07.709	1:05.676	51.790	1:10.243	92.9	3:07.709	14 Ford Capri RS 2600 1972 1. Yves VÖGELE							
2	1	2:43.836	44.657	49.145	1:10.034	187.5	5:51.545	1	1	3:07.709	1:05.676	51.790	1:10.243	92.9	3:07.709



HERITAGE TOURING CUP
DIX MILLE TOURS
PRIVATE PRACTICE

Sector Analysis

								■ Personal Best ■ Session Best ■ Crossing the finish line in pit lane							
Lap	D	Time	Sector 1	Sector 2	Sector 3	T. Spd	Elapsed	Lap	D	Time	Sector 1	Sector 2	Sector 3	T. Spd	Elapsed
15 BMW 635 CSI 1985 Group A															
1. Gérard LASCAUX															
1	1	4:36.349	2:04.679	1:07.140	1:24.530	94.8	4:36.349	1	1	4:01.227	1:35.017	1:02.899	1:23.311	95.6	4:01.227
2	1	3:10.340	51.544	57.762	1:21.034	145.2	7:46.689	2	1	3:04.009	50.058	55.944	1:18.007	150.8	7:05.236
3	1	2:55.688	49.277	51.509	1:14.902	155.2	10:42.377	3	1	3:03.177	49.794	56.027	1:17.356	153.6	10:08.413
4	1	3:07.942	47.479	51.784	1:28.679	174.5	13:50.319	4	1	3:00.553	50.139	54.725	1:15.689	156.7	13:08.966
5	1	5:32.055	3:28.922	51.421	1:11.712	104.4	19:22.374	5	1	4:33.922	48.976	55.063	2:49.883	169.0	17:42.888
6	1	2:48.256	46.526	50.856	1:10.874	183.4	22:10.630	6	2	3:27.270	1:18.049	54.899	1:14.322	93.9	21:10.158
7	1	2:51.623	47.652	53.242	1:10.729	183.1	25:02.253	7	2	2:56.057	47.326	54.598	1:14.133	174.2	24:06.215
8	1	2:47.691	46.213	50.415	1:11.063	182.4	27:49.944	8	2	2:56.518	48.206	53.099	1:15.213	175.9	27:02.733
9	1	2:50.070	45.511	50.679	1:13.880	178.8	30:40.014	9	2	2:57.984	46.618	53.526	1:17.840	183.7	30:00.717
16 BMW 3.0 CSL 1975 TC2															
1. Lukas HALUSA															
2. Niklas HALUSA															
1	1	6:12.457	1:22.307	53.241	3:56.909	92.5	6:12.457	1	1	4:12.073	2:03.173	56.776	1:12.124	111.7	4:12.073
2	1	17:28.454	1:05.639	49.909	...	109.8	23:40.911	2	1	2:51.475	45.306	50.963	1:15.206	180.0	7:03.548
19 Ford Escort I RS 1600 1975 TC2															
1. Jean-Luc BLANCHERMAIN															
1	1	4:00.474	1:57.563	51.298	1:11.613	110.0	4:00.474	3	1	2:49.025	45.897	51.004	1:12.124	185.6	9:52.573
2	1	2:41.815	45.836	48.408	1:07.571	169.8	6:42.289	4	1	2:50.928	49.398	50.647	1:10.883	179.4	12:43.501
3	1	2:36.727	43.271	47.705	1:05.751	195.7	9:19.016	5	1	2:57.447	45.582	50.214	1:21.651	183.7	15:40.948
4	1	2:35.869	42.335	46.918	1:06.616	199.3	11:54.885	6	1	3:58.220	1:57.540	49.346	1:11.334	102.6	19:39.168
5	1	2:36.122	42.787	46.812	1:06.523	198.2	14:31.007	7	1	2:43.687	44.963	49.134	1:09.590	193.9	22:22.855
6	1	2:35.749	42.778	47.202	1:05.769	200.0	17:06.756	8	1	2:45.087	45.161	48.120	1:11.806	194.9	25:07.942
7	1	2:35.475	42.629	47.048	1:05.798	197.4	19:42.231	9	1	2:43.725	45.117	48.471	1:10.137	190.1	27:51.667
8	1	2:35.720	43.232	46.462	1:06.026	199.3	22:17.951	10	1	2:45.162	45.313	49.484	1:10.365	190.8	30:36.829
9	1	2:37.923	43.342	47.114	1:07.467	200.0	24:55.874								
10	1	2:35.306	42.265	47.225	1:05.816	198.2	27:31.180								
11	1	2:56.354	42.293	47.142	1:26.919	200.0	30:27.534								
22 BMW 3.0 CSL 1975 TC2															
1. Olivier BREITMAYER															
2. Olivier HART															
1	1	3:50.840	1:54.762	49.209	1:06.869	109.2	3:50.840								
2	1	2:33.077	42.698	45.828	1:04.551	213.0	6:23.917								
3	1	2:28.839	40.650	44.761	1:03.428	223.1	8:52.756								
4	1	2:45.361	41.595	44.419	1:19.347	221.8	11:38.117								
5	2	5:55.599	3:30.790	57.861	1:26.948	89.9	17:33.716								
6	2	4:11.601	2:23.693	46.226	1:01.682	110.8	21:45.317								
7	2	2:24.810	39.463	43.899	1:01.448	220.9	24:10.127								
8	2	2:43.512	41.499	45.209	1:16.804	208.5	26:53.639								
24 Ford Escort I RS 1600 1975 TC2															
1. Florian ZAVATTIN															
1	1	4:00.848	1:58.400	51.347	1:11.101	123.9	4:00.848								
2	1	2:43.197	46.706	48.503	1:07.988	166.9	6:44.045								
3	1	2:39.746	45.197	47.826	1:06.723	180.9	9:23.791								
4	1	2:38.165	43.647	47.617	1:06.901	192.2	12:01.956								
5	1	2:48.203	43.735	47.365	1:17.103	193.5	14:50.159								
6	1	4:36.988	2:40.334	49.585	1:07.069	121.6	19:27.147								
7	1	2:38.742	43.702	48.712	1:06.328	192.9	22:05.889								
27 BMW 2800 CS 1969 TC2															
1. Pierre BESSE															
2. Guillaume GOUBLE															
8	1	2:35.930	43.073	47.237	1:05.620	198.5	24:41.819								
9	1	2:37.686	43.212	47.099	1:07.375	202.2	27:19.505								
10	1	2:53.481	43.344	47.836	1:22.301	197.4	30:12.986								
29 BMW 635 CSI 1985 Group A															
1. Frédéric DUCOURAU															
1	1	4:12.073	2:03.173	56.776	1:12.124	111.7	4:12.073								
2	1	2:51.475	45.306	50.963	1:15.206	180.0	7:03.548								
3	1	2:49.025	45.897	51.004	1:12.124	185.6	9:52.573								
4	1	2:50.928	49.398	50.647	1:10.883	179.4	12:43.501								
5	1	2:57.447	45.582	50.214	1:21.651	183.7	15:40.948								
6	1	3:58.220	1:57.540	49.346	1:11.334	102.6	19:39.168								
7	1	2:43.687	44.963	49.134	1:09.590	193.9	22:22.855								
8	1	2:45.087	45.161	48.120	1:11.806	194.9	25:07.942								
9	1	2:43.725	45.117	48.471	1:10.137	190.1	27:51.667								
10	1	2:45.162	45.313	49.484	1:10.365	190.8	30:36.829								
32 BMW 635 CSI Gr. 2 1981 TC2															
1. Antoine CAZALIERES															
1	1	4:57.195	2:51.697	53.529	1:11.969	92.3	4:57.195								
2	1	2:44.658	44.861	50.096	1:09.701	175.9	7:41.853								
3	1	2:41.942	43.931	49.154	1:08.857	198.9	10:23.795								
4	1	2:41.820	43.664	48.651	1:09.505	200.4	13:05.615								
5	1	2:41.096	43.730	48.293	1:09.073	190.1	15:46.711								
6	1	2:44.345	44.340	50.952	1:09.053	193.9	18:31.056								
7	1	3:00.120	43.800	48.763	1:27.557	193.9	21:31.176								
8	1	5:37.752	3:36.933	49.689	1:11.130	92.9	27:08.928								
9	1	3:16.129	48.495	57.329	1:30.305	189.5	30:25.057								
33 BMW 635 CSI 1985 Group A															
1. Robert BOOS															
2. François JAKUBOWSKI															
1	1	4:25.719	2:20.525	53.488	1:11.706	98.2	4:25.719								
2	1	2:40.403	44.279	48.170	1:07.954	189.1	7:06.122								
3	1	2:40.983	44.187	49.037	1:07.759	188.5	9:47.105								
4	1	2:41.051	44.362	48.569	1:08.120	191.8	12:28.156								
5	1	3:09.599	46.551	59.021	1:24.027	189.8	15:37.755								
6	2	4:14.144	2:15.382	47.841	1:10.921	105.2	19:51.899								
7	2	2:38.573	43.894	47.065	1:07.614	196.0	22:30.472								
8	2	2:32.829	41.905	45.877	1:05.047	203.8	25:03.301								
9	2	2:34.243	42.969	46.582	1:04.692	194.9	27:37.544								
10	2	2:33.136	41.976	45.930	1:05.230	204.5	30:10.680								
34 BMW 3.0 CSL 1973 TC2															
1. Emile BREITMAYER															
2. David HART															
1	1	3:49.425	1:54.078	48.656	1:06.691	115.5	3:49.425								



HERITAGE TOURING CUP
DIX MILLE TOURS
PRIVATE PRACTICE

Sector Analysis

Personal Best Session Best B Crossing the finish line in pit lane

Lap	D	Time	Sector 1	Sector 2	Sector 3	T. Spd	Elapsed
2	1	2:30.067	42.745	44.882	1:02.440	208.9	6:19.492
3	1	2:27.333	40.551	44.396	1:02.386	213.9	8:46.825
4	1	2:27.808	39.979	45.424	1:02.405	203.0	11:14.633
5	1	2:36.788 B	40.041	44.186	1:12.561	218.2	13:51.421
6	2	4:14.057	2:24.868	45.129	1:04.060	108.2	18:05.478
7	2	2:29.807	41.602	44.589	1:03.616	196.0	20:35.285
8	2	2:28.598	40.983	44.375	1:03.240	200.7	23:03.883
9	2	2:27.577	41.227	44.335	1:02.015	216.0	25:31.460
10	2	2:25.355	39.958	43.499	1:01.898	216.4	27:56.815
11	2	2:24.759	39.530	44.061	1:01.168	220.4	30:21.574

35 BMW 635 CSI 1985
1.Christian TRABER
2.Nicolas TRABER
Group A

1	1	4:55.979 B	2:12.947	53.063	1:49.969	107.5	4:55.979
2	1	2:55.586	1:00.182	48.789	1:06.615	116.5	7:51.565
3	1	2:37.398	43.345	47.212	1:06.841	196.7	10:28.963
4	1	2:35.970	42.983	46.560	1:06.427	198.9	13:04.933
5	1	2:32.392	41.632	46.189	1:04.571	202.6	15:37.325
6	1	4:31.022 B	45.185	50.779	2:55.058	166.4	20:08.347
7	2	3:07.666	1:09.552	49.230	1:08.884	94.1	23:16.013
8	2	2:42.605	45.064	49.745	1:07.796	187.2	25:58.618
9	2	2:36.776	42.248	47.363	1:07.165	201.9	28:35.394
10	2	2:35.953	42.514	47.408	1:06.031	202.6	31:11.347

43 BMW 323i 1981
1.Eric WASSERMANN
TC2

1	1	3:22.818	1:12.599	54.234	1:15.985	91.4	3:22.818
2	1	2:43.791	45.731	49.286	1:08.774	188.5	6:06.609
3	1	2:40.711	44.249	48.718	1:07.744	192.5	8:47.320
4	1	2:39.933	44.653	48.288	1:06.992	192.5	11:27.253
5	1	2:38.662	43.616	48.129	1:06.917	191.8	14:05.915
6	1	2:53.239 B	44.463	48.550	1:20.226	192.5	16:59.154
7	1	4:31.150	2:35.290	48.145	1:07.715	110.7	21:30.304
8	1	2:40.290	43.680	47.950	1:08.660	192.2	24:10.594
9	1	2:38.207	43.455	48.271	1:06.481	193.2	26:48.801
10	1	3:14.713 B	49.503	59.984	1:25.226	146.7	30:03.514

44 BMW 2002 TI 1970
1.Katrin BEHRENS
TC2

1	1	3:37.943	1:19.920	59.711	1:18.312	94.7	3:37.943
2	1	2:59.364	48.639	54.847	1:15.878	167.2	6:37.307
3	1	2:55.350	48.029	52.474	1:14.847	179.1	9:32.657
4	1	2:53.955	48.245	52.943	1:12.767	174.8	12:26.612
5	1	2:50.698	47.027	51.662	1:12.009	174.8	15:17.310
6	1	3:06.944 B	49.760	52.806	1:24.378	157.7	18:24.254
7	1	4:08.224	2:04.151	51.429	1:12.644	102.9	22:32.478
8	1	2:49.282	46.087	51.345	1:11.850	179.4	25:21.760
9	1	2:47.211	45.466	50.951	1:10.794	178.5	28:08.971
10	1	2:49.459	46.708	50.955	1:11.796	176.2	30:58.430

47 Ford Escort RS 1600 1972
1.Guy Fabrice MESTROT
2.Eric SECHAUD
TC2

1	1	3:37.196	1:28.109	55.951	1:13.136	90.5	3:37.196
2	1	2:41.365	46.310	47.971	1:07.084	174.2	6:18.561
3	1	2:33.866	42.373	46.374	1:05.119	204.9	8:52.427
4	1	2:38.268	44.891	46.706	1:06.671	196.0	11:30.695
5	1	2:37.742	43.672	47.513	1:06.557	175.9	14:08.437

Lap	D	Time	Sector 1	Sector 2	Sector 3	T. Spd	Elapsed
6	1	2:48.753 B	42.603	46.936	1:19.214	205.3	16:57.190
7	2	3:51.727	2:02.088	45.868	1:03.771	100.7	20:48.917
8	2	2:27.789	40.699	44.831	1:02.259	213.0	23:16.706
9	2	2:28.988	40.908	45.537	1:02.543	210.5	25:45.694
10	2	2:26.384	40.470	44.406	1:01.508	212.2	28:12.078
11	2	2:58.603 B	47.394	50.365	1:20.844	154.9	31:10.681

49 BMW 3.0 CSL 1975
1.Dominique GUENAT
TC2

1	1	3:17.717	1:06.517	58.790	1:12.410	80.5	3:17.717
2	1	2:44.315	47.841	51.020	1:05.454	166.4	6:02.032
3	1	2:32.249	41.018	44.665	1:06.566	208.5	8:34.281
4	1	2:27.078	40.560	43.749	1:02.769	208.5	11:01.359
5	1	2:25.261	40.016	43.495	1:01.750	207.3	13:26.620
6	1	2:38.242 B	40.376	44.869	1:12.997	203.0	16:04.862
7	1	8:10.244	6:20.615	46.420	1:03.209	98.8	24:15.106
8	1	2:26.839	39.929	43.873	1:03.037	216.0	26:41.945
9	1	2:26.070	40.320	43.657	1:02.093	205.7	29:08.015
10	1	2:23.849	39.392	43.572	1:00.885	221.8	31:31.864

50 Ford Capri RS 3100 1975
1.Maxime GUENAT
TC2

1	1	2:40.770	50.802	46.698	1:03.270	91.6	2:40.770
2	1	2:24.896	40.812	43.471	1:00.613	216.4	5:05.666
3	1	2:24.199	39.853	43.603	1:00.743	225.5	7:29.865
4	1	2:33.746 B	39.695	43.496	1:10.555	223.6	10:03.611
5	1	9:46.362	8:02.546	42.704	1:01.112	118.8	19:49.973
6	1	2:24.214	39.511	43.053	1:01.650	225.5	22:14.187
7	1	2:22.286	39.216	42.659	1:00.411	225.9	24:36.473
8	1	2:21.833	39.366	42.858	59.609	225.5	26:58.306
9	1	2:37.973 B	41.072	45.586	1:11.315	222.2	29:36.279

60 Ford Capri RS 3100 Cologne 1974
1.Armand MILLE
TC2

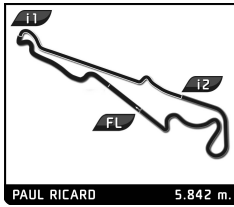
1	1	2:57.780	1:04.706	48.250	1:04.824	96.7	2:57.780
2	1	2:24.146	40.335	42.928	1:00.883	221.8	5:21.926
3	1	2:46.902 B	43.032	48.869	1:15.001	176.2	8:08.828

74 BMW 3.0 CSL 1975
1.Sebastian GLASER
2.Michael KAMMERMANN
TC2

1	1	3:51.804	1:51.012	55.129	1:05.663	86.7	3:51.804
2	1	2:26.274	40.714	43.661	1:01.899	189.5	6:18.078
3	1	2:23.369	38.847	43.328	1:01.194	228.8	8:41.447
4	1	2:24.875	40.430	43.857	1:00.588	227.8	11:06.322
5	1	2:20.639	38.312	42.209	1:00.118	230.8	13:26.961
6	1	2:32.222 B	38.487	43.014	1:10.721	230.3	15:59.183
7	2	4:31.321	2:44.884	44.404	1:02.033	109.1	20:30.504
8	2	2:23.425	39.066	43.002	1:01.357	223.1	22:53.929
9	2	2:25.446	38.560	42.576	1:04.310	230.8	25:19.375
10	2	2:40.158 B	38.720	43.345	1:18.093	232.3	27:59.533

81 Jaguar XJS 1981
1.Tony FOUAN
Group A

1	1	4:32.416	2:14.646	1:00.354	1:17.416	100.9	4:32.416
2	1	3:02.387	47.688	59.265	1:15.434	168.0	7:34.803
3	1	3:10.551	47.681	51.769	1:31.101	170.3	10:45.354
4	1	3:12.478	1:07.644	52.147	1:12.687	111.2	13:57.832

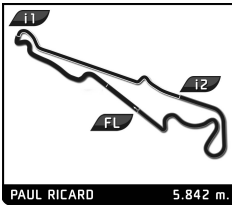


HERITAGE TOURING CUP
DIX MILLE TOURS
PRIVATE PRACTICE

Sector Analysis

Personal Best Session Best B Crossing the finish line in pit lane

Lap	D	Time	Sector 1	Sector 2	Sector 3	T. Spd	Elapsed	Lap	D	Time	Sector 1	Sector 2	Sector 3	T. Spd	Elapsed
5	1	3:13.128 B	47.214	51.710	1:34.204	184.0	17:10.960	3	1	2:33.394	42.105	46.362	1:04.927	194.9	8:50.835
6	1	5:44.655	3:21.113	54.710	1:28.832	97.3	22:55.615	4	1	2:39.973	45.771	46.393	1:07.809	195.3	11:30.808
7	1	3:14.922	55.506	1:03.765	1:15.651	179.7	26:10.537	5	1	2:56.802 B	42.770	51.770	1:22.262	193.5	14:27.610
8	1	4:10.917 B	51.620	1:06.178	2:13.119	170.1	30:21.454	6	2	4:19.911	2:22.891	49.754	1:07.266	97.2	18:47.521
90 Ford Escort RS 1600 1970 1.Carlos F. CRUZ TC2								138 BMW 3.0 CSL 1975 1.Franz WUNDERLICH TC2							
1	1	3:47.387	1:40.626	53.406	1:13.355	92.9	3:47.387	1	1	3:30.743 B	1:15.807	51.585	1:23.351	105.0	3:30.743
2	1	2:55.124	48.724	51.251	1:15.149	174.8	6:42.511	2	1	4:40.254	2:52.122	44.918	1:03.214	108.7	8:10.997
3	1	2:50.818	47.526	50.502	1:12.790	175.6	9:33.329	3	1	2:26.117	40.471	43.716	1:01.930	217.3	10:37.114
4	1	2:50.508	46.647	50.883	1:12.978	179.1	12:23.837	4	1	2:25.839	39.288	43.823	1:02.728	223.1	13:02.953
5	1	2:52.622	47.038	51.524	1:14.060	175.3	15:16.459	5	1	2:24.887	39.165	43.357	1:02.365	227.8	15:27.840
6	1	2:50.085	47.143	51.082	1:11.860	173.4	18:06.544	6	1	2:42.989 B	40.891	44.617	1:17.481	217.7	18:10.829
7	1	2:46.632	45.850	50.088	1:10.694	178.2	20:53.176	7	1	4:16.450	2:28.302	44.459	1:03.689	119.5	22:27.279
8	1	2:48.940	45.898	50.175	1:12.867	179.4	23:42.116	8	1	2:28.044	39.519	44.713	1:03.812	227.4	24:55.323
9	1	2:47.266	45.340	50.117	1:11.809	176.5	26:29.382	9	1	2:47.472	39.355	43.033	1:02.084	221.8	27:19.795
10	1	2:47.541	46.147	50.401	1:10.993	175.9	29:16.923	10	1	2:27.334 B	39.420	42.925	1:24.989	218.2	30:07.129
11	1	2:49.047	46.325	50.569	1:12.153	178.5	32:05.970	152 Ford Capri RS 2600 1972 1.Michel SCEMAMA TC2							
1	1	3:37.374	1:36.334	52.317	1:08.723	91.7	3:37.374	1	1	3:03.755	59.125	52.751	1:11.879	91.3	3:03.755
2	1	2:35.046	42.791	46.311	1:05.944	197.1	6:12.420	2	1	2:46.484	46.740	50.048	1:09.696	174.5	5:50.239
3	1	2:33.420	42.112	46.146	1:05.162	200.0	8:45.840	3	1	2:47.120	44.613	51.323	1:11.184	197.4	8:37.359
4	1	2:44.944 B	41.918	45.351	1:17.675	196.7	11:30.784	4	1	2:55.729 B	45.481	48.702	1:21.546	199.6	11:33.088
100 Ford Escort I RS 1600 1975 1.Didier GRUAU TC2								101 BMW 2002 TI 1971 1.Bart BLOMMAERT TC2 2.Rikkert LEEAAN							
1	1	4:22.615	2:07.116	1:00.152	1:15.347	97.5	4:22.615	5	1	4:31.654	2:36.359	48.125	1:07.170	115.1	16:04.742
2	1	2:54.402	48.360	52.720	1:13.322	164.9	7:17.017	6	1	2:37.001	43.224	47.437	1:06.340	207.3	18:41.743
3	1	2:53.872	47.059	54.181	1:12.632	175.3	10:10.889	7	1	2:37.135	42.618	48.180	1:06.337	203.4	21:18.878
4	1	3:01.609 B	47.208	52.651	1:21.750	168.5	13:12.498	8	1	2:37.992	42.870	48.179	1:06.943	206.5	23:56.870
5	1	4:23.789	2:19.759	51.613	1:12.417	108.9	17:36.287	9	1	2:37.004	42.866	47.375	1:06.763	207.7	26:33.874
6	1	2:49.196	45.554	51.714	1:11.928	178.2	20:25.483	10	1	2:36.320	42.319	47.703	1:06.298	208.5	29:10.194
7	1	2:48.959	45.433	50.953	1:12.573	179.7	23:14.442	11	1	2:35.026	42.432	46.598	1:05.996	203.0	31:45.220
8	1	2:55.149	48.036	52.760	1:14.353	177.0	26:09.591	175 Ford Capri RS 2600 1972 1.Simon EVANS TC2 2.James LITTLEJOHN							
9	1	2:49.701	46.347	51.977	1:11.377	175.0	28:59.292	1	1	3:12.706	1:13.963	50.653	1:08.090	95.7	3:12.706
10	1	2:47.532	45.036	50.861	1:11.635	180.6	31:46.824	2	1	2:38.257	43.652	47.091	1:07.514	199.6	5:50.963
115 BMW 3.0 CSL 1975 1.Simon WATTS TC2 2.Jake HILL								175 Ford Capri RS 2600 1972 1.Simon EVANS TC2 2.James LITTLEJOHN							
1	1	3:18.248	1:14.785	52.362	1:11.101	94.9	3:18.248	3	1	2:39.680	44.462	48.971	1:06.247	198.5	8:30.643
2	1	2:38.942	45.621	49.037	1:04.284	174.2	5:57.190	4	1	2:34.597	42.242	46.796	1:05.559	198.2	11:05.240
3	1	2:41.005	42.357	48.001	1:10.647	207.3	8:38.195	5	1	2:53.993 B	45.203	47.341	1:21.449	179.4	13:59.233
4	1	2:34.214	43.409	46.915	1:03.890	206.5	11:12.409	6	2	4:16.412	2:24.881	46.818	1:04.713	112.9	18:15.645
5	1	2:43.989 B	41.712	46.536	1:15.741	206.9	13:56.398	7	2	2:30.771	41.483	45.497	1:03.791	201.5	20:46.416
6	1	4:26.102	2:35.783	46.792	1:03.527	107.2	18:22.500	8	2	2:30.112	41.217	45.725	1:03.170	204.5	23:16.528
7	1	2:30.836	41.286	46.451	1:03.099	206.9	20:53.336	9	2	2:31.418	41.938	45.616	1:03.864	203.0	25:47.946
8	1	2:29.410	41.116	45.432	1:02.862	208.5	23:22.746	10	2	2:29.204	41.223	45.029	1:02.952	204.2	28:17.150
9	1	2:33.608	42.003	46.920	1:04.685	209.3	25:56.354	11	2	2:29.272	40.430	45.555	1:03.287	204.9	30:46.422
10	1	2:30.824	41.335	45.528	1:03.961	207.7	28:27.178	246 Ford Falcon Sprint 1964 1.André WIGET TC1							
11	1	2:31.791	40.700	45.349	1:05.742	206.9	30:58.969	1	1	3:44.777	1:24.778	58.535	1:21.464	91.6	3:44.777
117 Ford Escort RS 1600 1975 1.Alain PAGES TC2 2.José DA ROCHA								246 Ford Falcon Sprint 1964 1.André WIGET TC1							
1	1	3:39.457	1:35.551	54.766	1:09.140	88.2	3:39.457	2	1	3:05.899	52.059	54.017	1:19.823	172.5	6:50.676
2	1	2:37.984	42.880	48.866	1:06.238	192.9	6:17.441	3	1	3:01.432	48.539	53.566	1:19.327	186.5	9:52.108
117 Ford Escort RS 1600 1975 1.Alain PAGES TC2 2.José DA ROCHA								246 Ford Falcon Sprint 1964 1.André WIGET TC1							
1	1	3:39.457	1:35.551	54.766	1:09.140	88.2	3:39.457	4	1	5:04.671 B	50.002	56.840	3:17.829	186.2	14:56.779
2	1	2:37.984	42.880	48.866	1:06.238	192.9	6:17.441	5	1	3:22.341	1:09.178	55.920	1:17.243	95.2	18:19.120
117 Ford Escort RS 1600 1975 1.Alain PAGES TC2 2.José DA ROCHA								246 Ford Falcon Sprint 1964 1.André WIGET TC1							
1	1	3:39.457	1:35.551	54.766	1:09.140	88.2	3:39.457	6	1	2:59.901	48.054	53.363	1:18.484	192.2	21:19.021



HERITAGE TOURING CUP

DIX MILLE TOURS

PRIVATE PRACTICE

Sector Analysis

■ Personal Best
 ■ Session Best
 B Crossing the finish line in pit lane

Lap	D	Time	Sector 1	Sector 2	Sector 3	T. Spd	Elapsed	Lap	D	Time	Sector 1	Sector 2	Sector 3	T. Spd	Elapsed
7	1	2:59.563	48.486	54.248	1:16.829	190.8	24:18.584								
8	1	3:32.628 B	49.028	54.848	1:48.752	189.1	27:51.212								
9	1	3:12.861	1:04.180	53.893	1:14.788	102.8	31:04.073								