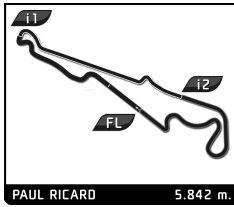


**FIFTIES LEGENDS  
DIX MILLE TOURS  
RACE**

**Sector Analysis**

											Personal Best		Session Best		B Crossing the finish line in pit lane	
Lap	D	Time	Sector 1	Sector 2	Sector 3	T. Spd	Elapsed	Lap	D	Time	Sector 1	Sector 2	Sector 3	T. Spd	Elapsed	
<b>3</b>		Austin-Healey 3000 Mk II 1962										GT4				
1.		Jean-Pascal CUEREL														
1	1	4:27.627 <b>B</b>	55.984	<b>58.629</b>	2:33.014		4:27.627	10	2	2:47.442	46.035	49.857	1:11.550	190.8	28:15.841	
11	2	2:46.206	45.413	49.498	1:11.295	196.0	31:02.047	12	2	2:47.832	45.424	51.209	1:11.199	198.9	33:49.879	
12	2	2:47.832	45.424	51.209	1:11.199	198.9	33:49.879	13	2	2:46.722	45.369	49.655	1:11.698	197.4	36:36.601	
13	2	2:46.722	45.369	49.655	1:11.698	197.4	36:36.601	14	2	5:00.800 <b>B</b>	47.456	50.896	3:22.448	187.5	41:37.401	
14	2	5:00.800 <b>B</b>	47.456	50.896	3:22.448	187.5	41:37.401	15	1	3:00.236	1:01.408	48.629	1:10.199	109.6	44:37.637	
15	1	3:00.236	1:01.408	48.629	1:10.199	109.6	44:37.637	16	1	2:44.722	45.569	48.638	1:10.515	197.1	47:22.359	
16	1	2:44.722	45.569	48.638	1:10.515	197.1	47:22.359	17	1	2:42.537	44.039	48.058	1:10.440	205.3	50:04.896	
17	1	2:42.537	44.039	48.058	1:10.440	205.3	50:04.896	18	1	2:41.946	44.100	48.241	1:09.605	205.7	52:46.842	
18	1	2:41.946	44.100	48.241	1:09.605	205.7	52:46.842	19	1	2:42.510	44.074	48.930	1:09.506	201.5	55:29.352	
19	1	2:42.510	44.074	48.930	1:09.506	201.5	55:29.352	20	1	2:43.718	44.490	48.421	1:10.807	206.5	58:13.070	
20	1	2:43.718	44.490	48.421	1:10.807	206.5	58:13.070	21	1	<b>2:40.906</b>	44.211	<b>47.584</b>	1:09.111	204.5	1:00:53.976	
21	1	<b>2:40.906</b>	44.211	<b>47.584</b>	1:09.111	204.5	1:00:53.976	22	1	2:42.178	44.228	47.743	1:10.207	208.9	1:03:36.154	
22	1	2:42.178	44.228	47.743	1:10.207	208.9	1:03:36.154	23	1	2:43.266	<b>43.841</b>	48.206	1:11.219	208.9	1:06:19.420	
23	1	2:43.266	<b>43.841</b>	48.206	1:11.219	208.9	1:06:19.420	24	1	2:41.547	44.454	47.628	1:09.465	208.1	1:09:00.967	
24	1	2:41.547	44.454	47.628	1:09.465	208.1	1:09:00.967	25	1	2:41.457	44.356	47.979	1:09.122	208.1	1:11:42.424	
25	1	2:41.457	44.356	47.979	1:09.122	208.1	1:11:42.424	26	1	2:41.655	44.660	48.011	<b>1:08.984</b>	204.2	1:14:24.079	
26	1	2:41.655	44.660	48.011	<b>1:08.984</b>	204.2	1:14:24.079	27	1	2:42.723	44.729	48.422	1:09.572	201.5	1:17:06.802	
27	1	2:42.723	44.729	48.422	1:09.572	201.5	1:17:06.802	28	1	2:49.465	44.147	48.308	1:17.010	209.3	1:19:56.267	
28	1	2:49.465	44.147	48.308	1:17.010	209.3	1:19:56.267	29	1	2:42.313	44.220	48.468	1:09.625	203.0	1:22:38.580	
29	1	2:42.313	44.220	48.468	1:09.625	203.0	1:22:38.580									
<b>21</b>		Austin Mini Cooper S 1275 1965										GT1				
1.		Simon NOBILI														
1	1	2:58.119	51.549	54.586	1:11.984		2:58.119	2	1	2:53.003	47.256	52.681	1:13.066	181.8	5:51.122	
2	1	2:53.003	47.256	52.681	1:13.066	181.8	5:51.122	3	1	2:52.229	46.918	52.407	1:12.904	177.9	8:43.351	
3	1	2:52.229	46.918	52.407	1:12.904	177.9	8:43.351	4	1	2:52.298	46.985	52.681	1:12.632	177.6	11:35.649	
4	1	2:52.298	46.985	52.681	1:12.632	177.6	11:35.649	5	1	2:52.677	46.649	52.444	1:13.584	177.9	14:28.326	
5	1	2:52.677	46.649	52.444	1:13.584	177.9	14:28.326	6	1	2:52.716	47.279	52.710	1:12.727	177.3	17:21.042	
6	1	2:52.716	47.279	52.710	1:12.727	177.3	17:21.042	7	1	2:52.063	47.141	52.842	1:12.080	176.8	20:13.105	
7	1	2:52.063	47.141	52.842	1:12.080	176.8	20:13.105	8	1	2:53.177	46.481	53.885	1:12.811	177.3	23:06.282	
8	1	2:53.177	46.481	53.885	1:12.811	177.3	23:06.282	9	1	2:53.807	46.729	53.702	1:13.376	176.5	26:00.089	
9	1	2:53.807	46.729	53.702	1:13.376	176.5	26:00.089	10	1	<b>2:50.128</b>	46.908	51.907	<b>1:11.313</b>	178.2	28:50.217	
10	1	<b>2:50.128</b>	46.908	51.907	<b>1:11.313</b>	178.2	28:50.217	11	1	2:52.089	46.822	52.578	1:12.689	170.3	31:42.306	
11	1	2:52.089	46.822	52.578	1:12.689	170.3	31:42.306	12	1	2:58.696 <b>B</b>	46.275	52.518	1:19.903	177.3	34:41.002	
12	1	2:58.696 <b>B</b>	46.275	52.518	1:19.903	177.3	34:41.002	13	1	5:08.168	3:02.264	53.342	1:12.562	102.3	39:49.170	
13	1	5:08.168	3:02.264	53.342	1:12.562	102.3	39:49.170	14	1	2:51.463	46.461	52.340	1:12.662	175.3	42:40.633	
14	1	2:51.463	46.461	52.340	1:12.662	175.3	42:40.633	15	1	2:53.189	47.255	53.824	1:12.110	175.6	45:33.822	
15	1	2:53.189	47.255	53.824	1:12.110	175.6	45:33.822	16	1	2:51.657	46.666	52.292	1:12.699	181.2	48:25.479	
16	1	2:51.657	46.666	52.292	1:12.699	181.2	48:25.479	17	1	2:54.013	46.749	53.486	1:13.778	175.0	51:19.492	
17	1	2:54.013	46.749	53.486	1:13.778	175.0	51:19.492	18	1	2:51.420	<b>46.119</b>	<b>51.840</b>	1:13.461	176.8	54:10.912	
18	1	2:51.420	<b>46.119</b>	<b>51.840</b>	1:13.461	176.8	54:10.912	19	1	2:52.710	47.632	52.075	1:13.003	175.3	57:03.622	
19	1	2:52.710	47.632	52.075	1:13.003	175.3	57:03.622	20	1	2:52.688	47.019	52.657	1:13.012	173.4	59:56.310	
20	1	2:52.688	47.019	52.657	1:13.012	173.4	59:56.310	21	1	2:51.846	46.770	52.761	1:12.315	173.1	1:02:48.156	
21	1	2:51.846	46.770	52.761	1:12.315	173.1	1:02:48.156	22	1	2:51.115	46.992	52.149	1:11.974	175.0	1:05:39.271	
22	1	2:51.115	46.992	52.149	1:11.974	175.0	1:05:39.271	23	1	2:51.901	46.146	53.200	1:12.555	175.6	1:08:31.172	
23	1	2:51.901	46.146	53.200	1:12.555	175.6	1:08:31.172	24	1	2:52.028	46.813	52.151	1:13.064	174.5	1:11:23.200	
24	1	2:52.028	46.813	52.151	1:13.064	174.5	1:11:23.200	25	1	2:51.037	46.738	52.287	1:12.012	175.0	1:14:14.237	
25	1	2:51.037	46.738	52.287	1:12.012	175.0	1:14:14.237	26	1	2:52.473	46.947	53.093	1:12.433	174.8	1:17:06.710	
26	1	2:52.473	46.947	53.093	1:12.433	174.8	1:17:06.710	27	1	2:53.245	47.401	52.635	1:13.209	176.2	1:19:59.955	
27	1	2:53.245	47.401	52.635	1:13.209	176.2	1:19:59.955	28	1	2:54.844	47.601	53.152	1:14.091	175.0	1:22:54.799	
28	1	2:54.844	47.601	53.152	1:14.091	175.0	1:22:54.799									
<b>23</b>		Austin-Healey 100-4 1956										GT3				
1.		Antoine CAZALIERES														
1	1	3:27.762	55.981	58.085	1:33.696		3:27.762	2	1	2:58.940	48.876	55.873	1:14.191	167.2	6:26.702	
2	1	2:58.940	48.876	55.873	1:14.191	167.2	6:26.702	3	1	2:58.637	50.433	54.422	<b>1:13.782</b>	168.7	9:25.339	
3	1	2:58.637	50.433	54.422	<b>1:13.782</b>	168.7	9:25.339									

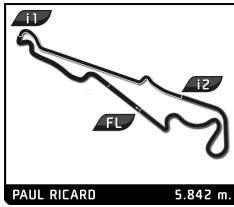




**FIFTIES LEGENDS  
DIX MILLE TOURS  
RACE**

**Sector Analysis**

							<span style="color: green;">■</span> Personal Best <span style="color: purple;">■</span> Session Best <span style="color: black;">■</span> Crossing the finish line in pit lane								
Lap	D	Time	Sector 1	Sector 2	Sector 3	T. Spd	Elapsed	Lap	D	Time	Sector 1	Sector 2	Sector 3	T. Spd	Elapsed
<b>38</b>		Porsche 356 (C) 2000 GS Carrera 2 coupé 1964 1. Didier MARIS 2. Gabriel BALTHAZARD					GT2								
1	2	3:12.871	58.057	57.315	1:17.499		3:12.871	18	2	3:00.322	48.697	54.358	1:17.267	162.9	1:01:22.796
2	2	2:58.572	48.200	54.595	1:15.777	175.6	6:11.443	19	2	2:58.809	49.372	52.902	1:16.535	157.0	1:04:21.605
3	2	2:57.631	48.234	53.598	1:15.799	174.5	9:09.074	20	2	2:58.348	48.321	53.711	1:16.316	174.2	1:07:19.953
4	2	3:00.831	48.563	54.592	1:17.676	173.9	12:09.905	21	2	2:57.678	48.114	53.719	1:15.845	170.1	1:10:17.631
5	2	2:59.728	49.499	54.951	1:15.278	166.2	15:09.633	22	2	3:01.564	49.088	54.840	1:17.636	163.1	1:13:19.195
6	2	2:56.256	47.458	53.895	1:14.903	170.9	18:05.889	23	2	3:00.068	48.159	54.633	1:17.276	171.7	1:16:19.263
<b>40</b>		Lotus Elite 1961 1. Marc JULLY 2. Agathe JULLY					GT1								
1	2	3:53.971	1:12.518	1:04.004	1:37.449		3:53.971	24	2	2:57.904	48.059	53.731	1:16.114	175.6	1:19:17.167
2	2	3:30.547	57.895	1:03.185	1:29.467	135.2	7:24.518	25	2	3:02.971	50.199	56.386	1:16.386	170.1	1:22:20.138
3	2	3:32.914	56.825	1:04.207	1:31.882	146.1	10:57.432								
4	2	3:28.382	55.792	1:03.772	1:28.818	151.3	14:25.814								
5	2	3:29.839	58.195	1:04.505	1:27.139	139.9	17:55.653								
6	2	3:27.821	58.136	1:03.239	1:26.446	150.0	21:23.474								
7	2	3:24.253	56.619	1:01.853	1:25.781	152.8	24:47.727								
8	2	3:21.390	54.655	1:01.308	1:25.427	154.3	28:09.117								
9	2	3:19.413	54.384	1:00.750	1:24.279	157.0	31:28.530								
10	2	3:21.977	54.752	1:00.837	1:26.388	155.2	34:50.507								
11	2	3:30.435 <b>B</b>	53.636	1:02.282	1:34.517	157.4	38:20.942								
12	1	5:34.624	3:18.462	57.525	1:18.637	89.8	43:55.566								
13	1	5:05.482	50.726	56.183	1:18.573	161.0	47:01.048								
14	1	3:06.670	50.346	56.015	1:20.309	159.8	50:07.718								
15	1	3:05.888	50.564	56.686	1:18.638	161.0	53:13.606								
16	1	3:05.018	49.999	56.683	1:18.336	159.3	56:18.624								
17	1	3:04.970	50.585	56.288	1:18.097	160.5	59:23.594								
18	1	3:05.836	50.331	56.320	1:19.185	161.9	1:02:29.430								
19	1	3:05.301	50.491	56.502	1:18.308	162.7	1:05:34.731								
20	1	3:05.611	49.976	57.456	1:18.179	158.6	1:08:40.342								
21	1	3:06.374	49.634	56.440	1:20.300	164.4	1:11:46.716								
22	1	3:04.775	50.184	56.413	1:18.178	160.2	1:14:51.491								
23	1	3:03.763	49.423	56.104	1:18.236	164.6	1:17:55.254								
24	1	3:03.471	50.126	56.037	1:17.308	165.4	1:20:58.725								
25	1	3:05.024	50.190	55.129	1:19.705	169.8	1:24:03.749								
<b>45</b>		Austin-Healey 3000 Mk II BN7 1961 1. Jean RIGONDET 2. Damien CHAUVIN					GT4								
1	1	3:50.037	1:17.089	1:01.715	1:31.233		3:50.037								
2	1	3:24.093	55.886	1:01.248	1:26.959	133.8	7:14.130								
3	1	3:20.613	54.565	1:00.420	1:25.628	138.6	10:34.743								
4	1	3:21.140	54.507	1:00.784	1:25.849	143.0	13:55.883								
5	1	3:25.344	55.675	1:01.371	1:28.298	130.9	17:21.227								
6	1	3:21.294	55.608	1:00.731	1:24.955	139.9	20:42.521								
7	1	3:18.598	53.262	1:01.315	1:24.021	145.2	24:01.119								
8	1	3:27.760	57.621	1:02.193	1:27.946	146.3	27:28.879								
9	1	3:22.608	55.926	1:01.787	1:24.895	136.7	30:51.487								
10	1	5:57.858 <b>B</b>	54.288	1:00.896	4:02.674	146.3	36:49.345								
11	2	3:29.774	1:14.057	57.126	1:18.591	103.2	40:19.119								
12	2	3:01.273	50.535	54.199	1:16.539	155.6	43:20.392								
13	2	3:00.321	49.701	53.952	1:16.668	169.0	46:20.713								
14	2	3:00.247	49.885	53.701	1:16.661	163.4	49:20.960								
15	2	2:59.335	49.052	53.671	1:16.612	160.2	52:20.295								
16	2	2:59.180	49.076	53.747	1:16.357	169.8	55:19.475								
17	2	3:02.999	49.141	53.500	1:20.358	155.4	58:22.474								
<b>55</b>		Shelby Cobra 260 1963 1. Eric EVERARD 2. Christophe VAN RIET					GT5								
1	1	2:48.350	47.349	50.114	1:10.887		2:48.350								
2	1	2:47.979	46.165	50.884	1:10.930	193.2	5:36.329								
3	1	2:47.859	45.552	49.922	1:12.385	199.3	8:24.188								
4	1	2:46.985	45.899	49.413	1:11.673	198.5	11:11.173								
5	1	2:46.399	46.097	50.037	1:10.265	197.4	13:57.572								
6	1	2:46.030	46.074	49.415	1:10.541	191.2	16:43.602								
7	1	2:46.526	46.364	48.996	1:11.166	203.8	19:30.128								
8	1	2:47.767	45.674	50.434	1:11.659	203.8	22:17.895								
9	1	2:47.878	46.609	49.733	1:11.536	192.9	25:05.773								
10	1	2:48.530	46.636	50.558	1:11.336	199.3	27:54.303								
11	1	2:47.498	46.417	49.205	1:11.876	202.2	30:41.801								
12	1	3:00.077 <b>B</b>	45.659	48.807	1:25.611	202.6	33:41.878								
13	2	4:59.586	3:00.545	48.479	1:10.562	115.4	38:41.464								
14	2	2:42.506	44.691	47.902	1:09.913	201.1	41:23.970								
15	2	2:41.449	44.137	48.087	1:09.225	203.8	44:05.419								
16	2	2:40.479	43.792	47.343	1:09.344	202.2	46:45.898								
17	2	2:41.079	44.026	47.905	1:09.148	200.7	49:26.977								
18	2	2:41.863	43.654	48.650	1:09.559	201.1	52:08.840								
19	2	2:41.750	44.112	48.575	1:09.063	198.9	54:50.590								
20	2	2:41.296	44.220	48.005	1:09.071	201.9	57:31.886								
21	2	2:41.365	44.256	47.759	1:09.350	202.6	1:00:13.251								
22	2	2:41.585	44.172	47.439	1:09.974	201.9	1:02:54.836								
23	2	2:41.210	43.955	48.071	1:09.184	199.3	1:05:36.046								
24	2	2:40.988	44.209	48.272	1:08.507	200.0	1:08:17.034								
25	2	2:42.153	44.431	48.977	1:08.745	198.2	1:10:59.187								
26	2	2:41.348	44.407	47.805	1:09.136	206.5	1:13:40.535								
27	2	2:39.611	43.714	47.428	1:08.469	206.1	1:16:20.146								
28	2	2:39.523	44.253	47.113	1:08.157	206.9	1:18:59.669								
29	2	2:40.542	43.633	47.648	1:09.261	204.9	1:21:40.211								
<b>64</b>		Austin-Healey 100-4 1954 1. Franck AUGIS					GT3								
1	1	3:15.226	59.226	56.436	1:19.564		3:15.226								
2	1	2:56.660	47.316	54.045	1:15.299	176.5	6:11.886								
3	1	2:58.891	48.651	53.904	1:16.336	173.9	9:10.777								
4	1	2:59.404	48.300	54.185	1:16.919	178.2	12:10.181								
5	1	2:55.035	47.736	54.051	1:13.248	176.2	15:05.216								
6	1	2:55.349	47.560	53.694	1:14.095	176.2	18:00.565								
7	1	2:55.915	47.758	53.952	1:14.205	172.8	20:56.480								
8	1	2:56.631	47.137	54.422	1:15.072	174.8	23:53.111								
9	1	2:57.447	47.343	54.766	1:15.338	172.5	26:50.558								
10	1	2:56.282	48.109	53.585	1:14.588	173.1	29:46.840								
11	1	2:59.446	48.658	54.431	1:16.357	175.9	32:46.286								
12	1	2:54.750	47.198	53.412	1:14.140	176.8	35:41.036								
13	1	2:57.559	47.549	55.285	1:14.725	173.6	38:38.595								
14	1	3:02.816 <b>B</b>	48.574	53.519	1:20.723	170.9	41:41.411								



**FIFTIES LEGENDS  
DIX MILLE TOURS  
RACE**

**Sector Analysis**

Personal Best Session Best B Crossing the finish line in pit lane

Lap	D	Time	Sector 1	Sector 2	Sector 3	T. Spd	Elapsed	Lap	D	Time	Sector 1	Sector 2	Sector 3	T. Spd	Elapsed
15	1	5:25.311	3:16.653	54.583	1:14.075	107.6	47:06.722	17	2	3:09.655	50.998	56.511	1:22.146	171.2	55:06.129
16	1	2:57.119	47.968	53.586	1:15.565	163.4	50:03.841	18	2	3:10.119	51.662	57.350	1:21.107	163.9	58:16.248
17	1	2:55.944	48.233	53.437	1:14.274	168.7	52:59.785	19	2	3:17.476	52.032	56.713	1:28.731	163.6	1:01:33.724
18	1	2:57.078	48.563	53.784	1:14.731	169.8	55:56.863	20	2	3:11.967	51.979	57.969	1:22.019	157.2	1:04:45.691
19	1	2:57.373	48.104	54.202	1:15.067	170.3	58:54.236	21	2	3:12.773	53.005	57.643	1:22.125	167.4	1:07:58.464
20	1	2:57.237	48.089	53.843	1:15.305	166.7	1:01:51.473	22	2	3:12.528	52.087	57.319	1:23.122	164.1	1:11:10.992
21	1	2:56.313	48.262	53.614	1:14.437	159.5	1:04:47.786	23	2	3:13.329	52.070	59.672	1:21.587	156.1	1:14:24.321
22	1	2:56.159	48.914	54.071	1:13.174	167.2	1:07:43.945	24	2	3:13.028	51.544	59.874	1:21.610	161.4	1:17:37.349
23	1	2:59.355	49.500	54.286	1:15.569	150.6	1:10:43.300	25	2	3:11.638	52.485	58.151	1:21.002	159.3	1:20:48.987
24	1	2:57.485	48.481	54.351	1:14.653	157.2	1:13:40.785	26	2	3:11.411	50.986	56.728	1:23.697	164.6	1:24:00.398
25	1	2:57.269	48.359	54.151	1:14.759	158.6	1:16:38.054								
26	1	2:56.072	48.065	54.003	1:14.004	164.9	1:19:34.126								
27	1	2:56.583	48.311	54.030	1:14.242	162.9	1:22:30.709								

70 Sunbeam Alpine Series II 1961							
1.Sébastien RUFFINO GT2							
2.Eric PINSON							
1	1	3:51.253	1:15.709	1:07.070	1:28.474		3:51.253
2	1	3:29.801	56.467	1:06.303	1:27.031	132.2	7:21.054
3	1	3:31.284	56.508	1:06.702	1:28.074	132.2	10:52.338
4	1	3:30.676	55.952	1:06.446	1:28.278	131.7	14:23.014
5	1	3:30.422	56.634	1:06.267	1:27.521	133.3	17:53.436
6	1	3:32.456	56.614	1:06.490	1:29.352	130.8	21:25.892
7	1	3:30.707	56.113	1:06.128	1:28.466	133.8	24:56.599
8	1	3:32.285	57.323	1:07.017	1:27.945	130.8	28:28.884
9	1	3:31.623	57.052	1:06.719	1:27.852	132.8	32:00.507
10	1	3:29.729	55.796	1:05.930	1:28.003	133.2	35:30.236
11	1	3:35.885	55.869	1:06.197	1:33.819	132.0	39:06.121
12	2	9:39.742	6:59.676	1:09.441	1:30.625	75.3	48:45.863
13	2	3:37.160	58.027	1:09.071	1:30.062	130.6	52:23.023
14	2	3:35.291	58.311	1:07.789	1:29.191	129.7	55:58.314
15	2	3:35.109	57.691	1:07.400	1:30.018	130.8	59:33.423
16	2	3:37.610	59.903	1:08.416	1:29.291	129.5	1:03:11.033
17	2	3:33.857	57.608	1:07.510	1:28.739	129.7	1:06:44.890
18	2	3:32.928	56.912	1:06.906	1:29.110	130.1	1:10:17.818
19	2	3:35.486	56.912	1:08.458	1:30.116	131.2	1:13:53.304
20	2	3:35.676	59.804	1:07.438	1:28.434	129.0	1:17:28.980
21	2	3:33.107	56.647	1:07.783	1:28.677	130.6	1:21:02.087
22	2	3:38.340	58.514	1:07.844	1:31.982	130.6	1:24:40.427

71 Porsche 356 (pré A) 1500S Coupé 1954							
1.Gilles COURAUDON GT2							
2.Maxime GRANSART							
1	1	3:15.287	1:01.247	54.981	1:19.059		3:15.287
2	1	3:02.279	50.015	54.831	1:17.433	166.9	6:17.566
3	1	3:02.185	50.316	54.364	1:17.505	172.0	9:19.751
4	1	3:02.482	51.054	54.666	1:16.762	167.4	12:22.233
5	1	3:03.749	49.934	55.575	1:18.240	170.6	15:25.982
6	1	3:00.742	49.381	54.429	1:16.932	173.4	18:26.724
7	1	3:00.631	49.775	54.427	1:16.429	170.1	21:27.355
8	1	3:00.803	49.325	55.018	1:16.460	173.6	24:28.158
9	1	2:59.971	48.887	54.390	1:16.694	172.0	27:28.129
10	1	2:59.750	48.564	54.092	1:17.094	173.1	30:27.879
11	1	3:02.327	49.892	54.972	1:17.463	173.4	33:30.206
12	1	3:02.152	50.108	54.970	1:17.074	168.5	36:32.358
13	1	5:31.692	50.742	55.654	3:45.296	161.9	42:04.050
14	2	3:33.054	1:11.763	58.084	1:23.207	94.2	45:37.104
15	2	3:08.320	51.517	56.725	1:20.078	169.0	48:45.424
16	2	3:11.050	52.693	56.742	1:21.615	169.5	51:56.474

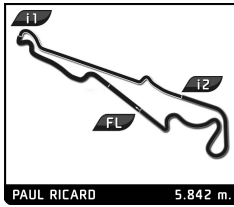
72 Austin-Healey 3000 Mk I 1962							
1.François FILLON GT3							
2.André RAULIN							
1	2	2:55.423	50.917	51.638	1:12.868		2:55.423
2	2	2:52.067	46.406	52.182	1:13.479	193.5	5:47.490
3	2	2:51.191	46.567	51.894	1:12.730	189.5	8:38.681
4	2	2:50.045	46.861	51.382	1:11.802	179.4	11:28.726
5	2	2:50.552	46.031	51.231	1:13.290	197.1	14:19.278
6	2	2:52.929	46.495	52.398	1:14.036	197.1	17:12.207
7	2	2:51.420	46.508	51.936	1:12.976	196.7	20:03.627
8	2	2:55.318	47.320	53.333	1:14.665	185.9	22:58.945
9	2	2:52.914	46.479	52.981	1:13.454	193.2	25:51.859
10	2	2:50.987	46.280	52.873	1:11.834	196.0	28:42.846
11	2	2:52.111	46.659	52.192	1:13.260	191.5	31:34.957
12	2	4:46.664	46.103	51.909	3:08.652	195.7	36:21.621
13	1	3:09.303	1:01.955	52.707	1:14.641	124.4	39:30.924
14	1	2:52.743	47.219	51.704	1:13.820	196.0	42:23.667
15	1	2:51.857	47.439	50.130	1:14.288	187.8	45:15.524
16	1	2:55.817	49.278	51.592	1:14.947	192.9	48:11.341
17	1	2:52.600	47.115	51.882	1:13.603	168.7	51:03.941
18	1	2:50.442	46.415	50.939	1:13.088	182.1	53:54.383
19	1	2:50.834	46.562	51.178	1:13.094	189.5	56:45.217
20	1	2:54.705	46.583	52.838	1:15.284	190.1	59:39.922
21	1	2:52.775	47.607	50.811	1:14.357	184.3	1:02:32.697
22	1	2:50.455	46.302	50.730	1:13.423	194.9	1:05:23.152
23	1	2:51.283	47.518	50.498	1:13.267	175.9	1:08:14.435
24	1	2:52.161	46.709	51.134	1:14.318	189.5	1:11:06.596
25	1	2:51.269	47.164	50.457	1:13.648	187.2	1:13:57.865
26	1	2:53.043	47.973	51.284	1:13.786	168.5	1:16:50.908
27	1	2:51.870	46.344	50.295	1:15.231	192.5	1:19:42.778
28	1	2:59.563	48.461	50.619	1:20.483	193.9	1:22:42.341

73 Jaguar XK150 1961							
1.Laurent JASPERS GT4							
1	1	3:23.880	50.330	1:02.813	1:30.737		3:23.880

75 Porsche 356 (Pre-A) (1100) coupé 1951							
1.Jean-François PENILLARD GT1							
1	1	3:52.337	1:15.270	1:06.325	1:30.742		3:52.337
2	1	3:35.363	58.323	1:06.223	1:30.817	141.7	7:27.700
3	1	3:38.087	58.533	1:06.604	1:32.950	138.5	11:05.787
4	1	3:42.281	1:00.780	1:08.293	1:33.208	134.3	14:48.068
5	1	3:40.080	59.562	1:07.068	1:33.450	137.1	18:28.148
6	1	21:24.217	59.464	1:09.424	...	137.9	39:52.365
7	1	4:09.697				76.3	44:02.062
8	1	3:42.570					47:44.632
9	1	3:47.849					51:32.481







**FIFTIES LEGENDS  
DIX MILLE TOURS  
RACE**

**Sector Analysis**

Lap	D	Time	Sector 1	Sector 2	Sector 3	T. Spd	Elapsed	Lap	D	Time	Sector 1	Sector 2	Sector 3	T. Spd	Elapsed
10	1	3:44.591					55:17.072	17	1	2:57.698	48.129	53.468	1:16.101	172.5	52:56.930
11	1	3:42.003					58:59.075	18	1	2:56.238	47.617	53.666	1:14.955	172.0	55:53.168
12	1	3:44.232					1:02:43.307	19	1	2:55.745	47.348	53.371	1:15.026	172.5	58:48.913
13	1	3:49.005					1:06:32.312	20	1	2:55.422	47.586	53.485	1:14.351	172.5	1:01:44.335
14	1	3:47.700					1:10:20.012	21	1	2:56.955	48.114	54.042	1:14.799	173.1	1:04:41.290
15	1	3:46.866					1:14:06.878	22	1	2:55.411	47.417	53.384	1:14.610	173.4	1:07:36.701
16	1	3:45.096					1:17:51.974	23	1	2:54.844	47.698	53.281	1:13.865	172.5	1:10:31.545
17	1	3:44.632					1:21:36.606	24	1	2:55.096	47.649	52.727	1:14.720	174.5	1:13:26.641
18	1	3:59.919 <b>B</b>					1:25:36.525	25	1	2:57.814	47.739	53.390	1:16.685	173.9	1:16:24.455
								26	1	2:54.735	47.282	52.874	1:14.579	174.5	1:19:19.190
								27	1	2:56.587	48.260	53.730	1:14.597	174.2	1:22:15.777

■ Personal Best ■ Session Best **B** Crossing the finish line in pit lane

**78** Lotus Mk IX 1955  
1. Gaël REGENT  
2. Guillaume LE METAYER  
SP1

1	1	3:17.481	1:01.758	53.716	1:22.007		3:17.481
2	1	3:02.401	50.040	55.262	1:17.099	172.0	6:19.882
3	1	2:57.626	48.662	52.875	1:16.089	160.5	9:17.508
4	1	3:02.287	49.623	54.022	1:18.642	174.2	12:19.795
5	1	2:58.642	48.820	53.470	1:16.352	174.5	15:18.437
6	1	2:59.689	48.801	54.339	1:16.549	181.5	18:18.126
7	1	2:57.188	48.656	53.092	1:15.440	181.5	21:15.314
8	1	3:01.531	47.939	53.640	1:19.952	171.4	24:16.845
9	1	3:00.633	49.036	54.867	1:16.730	157.9	27:17.478
10	1	2:59.859	49.790	53.383	1:16.686	168.5	30:17.337
11	1	3:00.912	48.772	53.466	1:18.674	175.9	33:18.249
12	1	6:18.734 <b>B</b>	49.598	53.446	4:35.690	162.9	39:36.983
13	2	3:33.715	1:13.450	59.530	1:20.735	94.7	43:10.698
14	2	3:09.068	54.819	55.511	1:18.738	133.3	46:19.766
15	2	3:09.223	52.532	55.406	1:21.285	154.9	49:28.989
16	2	3:05.052	50.497	56.332	1:18.223	167.2	52:34.041
17	2	3:04.182	50.994	55.654	1:17.534	160.0	55:38.223
18	2	3:05.376	51.839	55.120	1:18.417	163.9	58:43.599
19	2	3:03.498	49.889	56.164	1:17.445	165.6	1:01:47.097
20	2	3:00.043	49.247	54.662	1:16.134	169.0	1:04:47.140
21	2	3:02.114	51.230	55.044	1:15.840	164.9	1:07:49.254
22	2	3:00.931	48.926	55.170	1:16.835	176.5	1:10:50.185
23	2	3:06.455	52.990	55.709	1:17.756	160.5	1:13:56.640
24	2	3:03.773	52.530	54.937	1:16.306	161.2	1:17:00.413
25	2	3:04.439	50.349	56.247	1:17.843	176.2	1:20:04.852
26	2	3:04.978	50.292	57.911	1:16.775	172.0	1:23:09.830

**84** MG B 1964  
1. Benjamin ENGRAND  
GT2

1	1	3:35.064	54.799	58.811	1:41.454		3:35.064
2	1	2:58.668	48.623	54.016	1:16.029	172.5	6:33.732
3	1	2:55.357	47.500	52.874	1:14.983	175.0	9:29.089
4	1	2:54.329	47.005	52.989	1:14.335	175.0	12:23.418
5	1	2:56.349	48.308	53.813	1:14.228	177.0	15:19.767
6	1	2:59.275	47.899	53.706	1:17.670	175.3	18:19.042
7	1	2:57.361	48.181	53.485	1:15.695	175.3	21:16.403
8	1	2:58.216	47.553	54.907	1:15.756	175.0	24:14.619
9	1	2:56.311	47.166	54.014	1:15.131	173.1	27:10.930
10	1	2:55.332	48.127	53.170	1:14.035	175.9	30:06.262
11	1	2:55.682	46.846	52.987	1:15.849	175.3	33:01.944
12	1	3:01.266 <b>B</b>	47.245	53.765	1:20.256	175.3	36:03.210
13	1	5:11.207	3:02.068	54.192	1:14.947	105.5	41:14.417
14	1	2:55.289	47.215	53.761	1:14.313	172.8	44:09.706
15	1	2:55.385	47.828	52.845	1:14.712	172.5	47:05.091
16	1	2:54.141	47.114	53.534	1:13.493	174.8	49:59.232

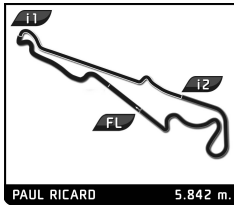
**86** Morris Mini Cooper S 1275 1964  
1. Fabrice QUESNEL  
GT1

1	1	3:06.536	54.913	57.279	1:14.344		3:06.536
2	1	2:55.491	47.216	54.074	1:14.201	174.8	6:02.027
3	1	2:53.932	46.711	54.530	1:12.691	172.8	8:55.959
4	1	2:53.326	46.961	53.723	1:12.642	174.5	11:49.285
5	1	2:55.531	48.483	53.906	1:13.142	173.9	14:44.816
6	1	2:53.405	46.382	54.542	1:12.481	173.9	17:38.221
7	1	2:58.011	46.856	57.073	1:14.082	172.0	20:36.232
8	1	2:54.857	47.173	54.343	1:13.341	171.2	23:31.089
9	1	2:55.780	46.647	56.881	1:12.252	171.7	26:26.869
10	1	2:52.848	46.700	53.612	1:12.536	170.1	29:19.717
11	1	2:51.866	46.402	53.231	1:12.233	171.7	32:11.583
12	1	2:59.475 <b>B</b>	46.659	53.358	1:19.458	172.2	35:11.058
13	1	5:11.308	3:05.999	53.438	1:11.871	106.3	40:22.366
14	1	2:53.529	46.834	53.978	1:12.717	171.7	43:15.895
15	1	2:52.555	47.644	52.827	1:12.084	172.0	46:08.450
16	1	2:51.568	46.712	53.103	1:11.753	172.8	49:00.018
17	1	2:53.614	46.574	53.055	1:13.985	172.2	51:53.632
18	1	2:54.861	48.502	53.906	1:12.453	170.3	54:48.493
19	1	2:53.009	46.962	54.039	1:12.008	172.2	57:41.502
20	1	2:51.774	46.951	53.079	1:11.744	171.7	1:00:33.276
21	1	2:52.361	46.842	53.293	1:12.226	171.7	1:03:25.637
22	1	2:53.525	47.292	53.559	1:12.674	172.5	1:06:19.162
23	1	2:52.287	46.319	53.473	1:12.495	172.8	1:09:11.449
24	1	2:53.619	46.847	53.413	1:13.359	170.1	1:12:05.068
25	1	2:52.209	46.280	53.103	1:12.826	170.9	1:14:57.277
26	1	2:55.246	46.913	53.568	1:14.765	169.8	1:17:52.523
27	1	2:53.055	46.640	53.535	1:12.880	170.6	1:20:45.578
28	1	2:53.682	46.921	53.472	1:13.289	168.5	1:23:39.260

**92** Lister Knobbly Chevrolet 1959  
1. Wolf ZWEIFLER  
SP4

1	1	3:02.764	54.057	54.563	1:14.144		3:02.764
2	1	3:00.731	48.205	52.968	1:19.558	175.9	6:03.495
3	1	2:53.526	49.449	50.249	1:13.828	153.0	8:57.021
4	1	2:53.398	48.599	50.899	1:13.900	171.4	11:50.419
5	1	2:51.095	48.067	49.622	1:13.406	198.2	14:41.514
6	1	3:02.029	46.297	50.890	1:24.842	194.2	17:43.543
7	1	2:52.544	47.797	50.415	1:14.332	182.7	20:36.087
8	1	2:52.923	48.028	51.450	1:13.445	181.5	23:29.010
9	1	2:49.859	46.361	50.275	1:13.223	198.5	26:18.869
10	1	2:52.591	48.096	50.301	1:14.194	186.2	29:11.460
11	1	2:52.493	48.217	49.601	1:14.675	174.2	32:03.953
12	1	2:52.263	47.533	51.121	1:13.609	185.6	34:56.216





**FIFTIES LEGENDS  
DIX MILLE TOURS  
RACE**

**Sector Analysis**

Lap	D	Time	Sector 1	Sector 2	Sector 3	T. Spd	Elapsed	Lap	D	Time	Sector 1	Sector 2	Sector 3	T. Spd	Elapsed
13	1	2:54.441	49.147	52.353	<b>1:12.941</b>	168.7	37:50.657	8	1	2:49.979	47.276	50.722	1:11.981	190.5	22:53.698
14	1	3:03.701 <b>B</b>	48.405	51.831	1:23.465	182.4	40:54.358	9	1	2:50.719	46.912	51.555	1:12.252	172.8	25:44.417
15	1	5:10.448	3:06.836	50.645	1:12.967	98.6	46:04.806	10	1	2:52.932	47.045	52.817	1:13.070	181.5	28:37.349
16	1	2:51.945	47.929	49.332	1:14.684	192.9	48:56.751	11	1	3:00.762 <b>B</b>	46.212	51.581	1:22.969	189.5	31:38.111
17	1	2:57.150	47.855	51.701	1:17.594	177.0	51:53.901	12	1	5:01.228	2:58.159	50.627	1:12.442	108.0	36:39.339
18	1	2:53.454	48.492	51.108	1:13.854	183.1	54:47.355	13	1	2:49.849	45.832	51.550	1:12.467	193.2	39:29.188
19	1	2:51.697	46.862	50.380	1:14.455	180.0	57:39.052	14	1	2:49.316	46.007	<b>50.114</b>	1:13.195	190.1	42:18.504
20	1	2:51.824	48.178	<b>49.323</b>	1:14.323	168.0	1:00:30.876	15	1	2:49.827	47.050	50.252	1:12.525	189.5	45:08.331
21	1	3:06.325	58.510	52.612	1:15.203	200.7	1:03:37.201	16	1	2:49.513	47.064	50.388	1:12.061	172.0	47:57.844
22	1	2:53.059	48.133	51.042	1:13.884	168.7	1:06:30.260	17	1	2:49.917	46.377	50.529	1:13.011	184.6	50:47.761
23	1	2:52.899	48.577	50.247	1:14.075	176.5	1:09:23.159	18	1	2:48.286	46.001	50.407	1:11.878	186.9	53:36.047
24	1	2:52.870	49.007	49.849	1:14.014	177.0	1:12:16.029	19	1	2:48.731	46.055	50.541	1:12.135	189.5	56:24.778
25	1	2:53.887	47.876	51.203	1:14.808	193.9	1:15:09.916	20	1	2:47.914	45.793	50.393	1:11.728	191.5	59:12.692
26	1	2:58.212	49.018	53.637	1:15.557	166.7	1:18:08.128	21	1	2:50.149	46.403	51.141	1:12.605	189.5	1:02:02.841
27	1	2:58.909	49.066	52.181	1:17.662	180.6	1:21:07.037	22	1	2:49.484	45.773	51.117	1:12.594	186.9	1:04:52.325
28	1	2:58.310	51.428	49.817	1:17.065	163.1	1:24:05.347	23	1	2:49.188	46.427	50.540	1:12.221	191.5	1:07:41.513

**94** Jaguar E-Type 3.8 1961  
1. Georges VERQUIN GT4

1	1	3:04.720	54.442	55.901	1:14.377		3:04.720
2	1	2:55.135	47.314	52.736	1:15.085	190.1	5:59.855
3	1	2:51.866	46.747	52.040	1:13.079	184.3	8:51.721
4	1	<b>2:50.556</b>	46.796	51.011	<b>1:12.749</b>	190.1	11:42.277
5	1	2:50.861	<b>46.619</b>	51.244	1:12.998	189.5	14:33.138
6	1	2:52.494	47.048	51.053	1:14.393	184.6	17:25.632
7	1	2:53.572	48.285	51.371	1:13.916	190.8	20:19.204
8	1	2:53.493	47.630	51.930	1:13.933	188.5	23:12.697
9	1	2:52.730	47.086	51.249	1:14.395	196.7	26:05.427
10	1	2:56.240	47.621	51.263	1:17.356	188.8	29:01.667
11	1	2:53.037	47.640	51.432	1:13.965	183.1	31:54.704
12	1	2:53.626	48.973	51.150	1:13.503	193.9	34:48.330
13	1	2:53.232	48.040	51.507	1:13.685	192.9	37:41.562
14	1	3:01.224 <b>B</b>	47.691	51.181	1:22.352	190.1	40:42.786
15	1	5:12.536	3:07.553	51.758	1:13.225	109.5	45:55.322
16	1	2:54.057	48.064	51.684	1:14.309	186.9	48:49.379
17	1	2:55.236	48.050	52.760	1:14.426	180.3	51:44.615
18	1	2:54.496	48.054	<b>50.959</b>	1:15.483	176.8	54:39.111
19	1	2:52.969	47.510	51.162	1:14.297	192.2	57:32.080
20	1	2:54.377	48.545	51.458	1:14.374	176.8	1:00:26.457
21	1	2:58.495	49.115	52.410	1:16.970	176.5	1:03:24.952
22	1	2:58.162	49.002	53.405	1:15.755	184.0	1:06:23.114
23	1	2:57.260	49.213	52.752	1:15.295	179.4	1:09:20.374
24	1	3:01.514	50.509	53.483	1:17.522	166.4	1:12:21.888
25	1	2:58.065	49.398	52.323	1:16.344	170.6	1:15:19.953
26	1	2:57.094	49.240	52.072	1:15.782	168.0	1:18:17.047
27	1	2:58.330	47.148	51.938	1:19.244	190.5	1:21:15.377
28	1	3:02.661	49.340	54.233	1:19.088	175.3	1:24:18.038

**100** Austin-Healey 3000 Mk II 1962  
1. Sébastien BERCHON GT4

1	1	3:00.107	47.629	1:00.420	1:12.058		3:00.107
2	1	2:49.588	46.494	51.568	1:11.526	193.2	5:49.695
3	1	2:47.801	<b>45.581</b>	50.169	1:12.051	194.6	8:37.496
4	1	2:50.164	47.024	50.938	1:12.202	164.9	11:27.660
5	1	2:48.565	45.988	50.128	1:12.449	193.2	14:16.225
6	1	2:58.306	45.989	1:00.037	1:12.280	192.5	17:14.531
7	1	2:49.188	46.033	50.581	1:12.574	195.7	20:03.719

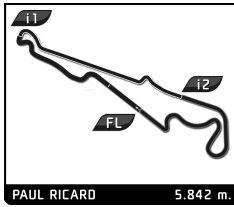
**104** Austin-Healey 100-4 1956  
1. François de CHANTERAC GT3

1	1	3:24.481	1:03.699	57.636	1:23.146		3:24.481
2	1	3:09.269	51.767	57.872	1:19.630	161.0	6:33.750
3	1	3:08.246	51.449	56.916	1:19.881	159.5	9:41.996
4	1	3:06.833	51.165	56.849	1:18.819	161.4	12:48.829
5	1	3:08.167	51.170	57.854	1:19.143	163.1	15:56.996
6	1	3:06.792	50.828	57.735	1:18.229	164.1	19:03.788
7	1	3:09.594	51.591	57.020	1:20.983	162.7	22:13.382
8	1	3:16.992	52.873	1:00.457	1:23.662	146.5	25:30.374
9	1	3:12.413	52.702	58.032	1:21.679	148.8	28:42.787
10	1	3:14.730	53.019	1:00.733	1:20.978	156.3	31:57.517
11	1	3:11.894	51.976	57.281	1:22.637	161.7	35:09.411
12	1	3:21.358 <b>B</b>	53.694	56.979	1:30.685	151.7	38:30.769
13	1	5:30.023	3:12.787	57.911	1:19.325	80.7	44:00.792
14	1	3:09.468	52.302	56.528	1:20.638	158.1	47:10.260
15	1	3:06.936	51.477	56.431	1:19.028	160.7	50:17.196
16	1	3:05.697	51.002	56.010	1:18.685	159.3	53:22.893
17	1	3:09.670	51.911	58.046	1:19.713	158.1	56:32.563
18	1	3:04.679	50.765	<b>55.628</b>	1:18.286	159.5	59:37.242
19	1	3:12.516	53.104	58.153	1:21.259	154.5	1:02:49.758
20	1	3:10.187	51.306	58.373	1:20.508	165.9	1:05:59.945
21	1	3:04.255	50.591	56.299	<b>1:17.365</b>	162.4	1:09:04.200
22	1	<b>3:03.237</b>	<b>49.885</b>	55.846	1:17.506	163.4	1:12:07.437
23	1	3:17.036	51.733	1:02.064	1:23.239	162.7	1:15:24.473
24	1	3:11.407	52.706	57.441	1:21.260	153.4	1:18:35.880
25	1	3:11.702	53.825	57.980	1:19.897	139.9	1:21:47.582

**111** Morris Mini Cooper S 1275 1964  
1. Dominique JOUVIN GT1

1	1	3:18.392	56.707	58.418	1:23.267		3:18.392
2	1	3:02.303	49.278	56.274	1:16.751	166.9	6:20.695
3	1	2:59.304	48.332	54.889	1:16.083	169.3	9:19.999
4	1	3:00.822	50.434	55.043	1:15.345	167.2	12:20.821
5	1	2:59.245	48.883	54.669	1:15.693	169.0	15:20.066





**FIFTIES LEGENDS  
DIX MILLE TOURS  
RACE**

**Sector Analysis**

Lap	D	Time	Sector 1	Sector 2	Sector 3	T. Spd	Elapsed	Lap	D	Time	Sector 1	Sector 2	Sector 3	T. Spd	Elapsed
6	1	2:59.524	48.072	54.796	1:16.656	166.4	18:19.590	3	1	2:59.466	49.408	53.553	1:16.505	166.4	9:24.285
7	1	2:57.621	47.994	54.468	1:15.159	168.7	21:17.211	4	1	2:58.445	48.730	53.717	1:15.998	165.6	12:22.730
8	1	2:58.609	47.669	55.764	1:15.176	168.7	24:15.820	5	1	3:03.151	49.937	56.013	1:17.201	171.2	15:25.881
9	1	2:56.709	<b>47.551</b>	54.764	1:14.394	164.9	27:12.529	6	1	3:00.025	48.490	53.870	1:17.665	165.4	18:25.906
10	1	2:56.792	48.207	54.603	<b>1:13.982</b>	165.4	30:09.321	7	1	2:59.788	49.015	54.005	1:16.768	172.8	21:25.694
11	1	2:58.392	47.651	54.314	1:16.427	169.5	33:07.713	8	1	3:00.740	49.167	55.156	1:16.417	164.4	24:26.434
12	1	3:05.334	<b>B</b> 48.367	<b>54.172</b>	1:22.795	168.0	36:13.047	9	1	2:58.998	48.507	54.367	1:16.124	164.4	27:25.432
13	1	5:16.429	3:07.173	55.002	1:14.254	103.0	41:29.476	10	1	3:00.078	49.110	54.268	1:16.700	161.0	30:25.510
14	1	2:57.945	48.515	54.870	1:14.560	163.4	44:27.421	11	1	3:00.615	49.033	53.885	1:17.697	169.5	33:26.125
15	1	2:59.084	48.050	54.436	1:16.598	164.6	47:26.505	12	1	5:49.344	<b>B</b> 50.057	53.945	4:05.342	162.9	39:15.469
16	1	2:57.845	48.237	54.523	1:15.085	165.6	50:24.350	13	1	3:23.318	1:13.657	54.341	1:15.320	98.6	42:38.787
17	1	2:58.348	48.816	54.469	1:15.063	163.6	53:22.698	14	1	2:57.393	49.546	53.836	1:14.011	171.4	45:36.180
18	1	2:57.361	48.236	54.618	1:14.507	163.1	56:20.059	15	1	2:58.967	<b>47.944</b>	55.564	1:15.459	174.5	48:35.147
19	1	2:57.758	48.592	54.687	1:14.479	164.6	59:17.817	16	1	2:59.219	50.276	54.064	1:14.879	166.4	51:34.366
20	1	<b>2:56.708</b>	48.110	54.266	1:14.332	162.4	1:02:14.525	17	1	2:58.954	48.957	54.540	1:15.457	165.6	54:33.320
21	1	2:59.909	48.217	55.116	1:16.576	162.9	1:05:14.434	18	1	2:57.073	48.429	53.760	1:14.884	171.2	57:30.393
22	1	2:59.802	48.378	55.246	1:16.178	164.1	1:08:14.236	19	1	3:00.597	50.830	53.579	1:16.188	158.4	1:00:30.990
23	1	3:00.154	49.049	56.437	1:14.668	164.1	1:11:14.390	20	1	<b>2:56.847</b>	49.554	53.316	<b>1:13.977</b>	172.8	1:03:27.837
24	1	3:01.006	49.205	56.252	1:15.549	164.4	1:14:15.396	21	1	2:58.309	48.655	55.062	1:14.592	172.8	1:06:26.146
25	1	2:59.429	48.870	55.175	1:15.384	166.4	1:17:14.825	22	1	2:59.636	48.296	53.448	1:17.892	173.6	1:09:25.782
26	1	3:00.747	49.455	55.440	1:15.852	163.6	1:20:15.572	23	1	2:57.482	48.569	53.925	1:14.988	172.5	1:12:23.264
27	1	3:05.018	49.646	56.273	1:19.099	162.4	1:23:20.590	24	1	2:58.486	48.700	54.252	1:15.534	171.7	1:15:21.750
								25	1	2:57.284	48.170	<b>52.843</b>	1:16.271	171.4	1:18:19.034
								26	1	2:57.856	48.644	54.009	1:15.203	172.5	1:21:16.890
								27	1	3:07.574	49.307	58.103	1:20.164	171.4	1:24:24.464

**120** Ford Cortina Lotus 1964  
1.Christian ODIN GT2

1	1	3:11.566	58.723	55.685	1:17.158		3:11.566
2	1	2:58.441	48.750	54.488	1:15.203	172.2	6:10.007
3	1	3:00.226	49.069	54.714	1:16.443	171.4	9:10.233
4	1	2:58.196	48.168	54.281	1:15.747	173.1	12:08.429
5	1	2:59.017	48.810	55.251	<b>1:14.956</b>	171.2	15:07.446
6	1	3:01.265	48.599	57.284	1:15.382	171.7	18:08.711
7	1	2:59.508	48.198	55.384	1:15.926	171.7	21:08.219
8	1	3:00.429	48.969	54.859	1:16.601	170.9	24:08.648
9	1	3:01.493	49.411	55.057	1:17.025	168.7	27:10.141
10	1	2:58.177	48.361	54.612	1:15.204	170.1	30:08.318
11	1	2:58.635	<b>47.910</b>	54.778	1:15.947	173.6	33:06.953
12	1	2:59.383	48.457	54.375	1:16.551	173.4	36:06.336
13	1	3:08.486	<b>B</b> 48.885	54.829	1:24.772	172.0	39:14.822
14	1	5:14.846	3:04.001	55.425	1:15.420	99.1	44:29.668
15	1	2:58.829	48.743	54.744	1:15.342	168.5	47:28.497
16	1	2:58.732	48.876	54.418	1:15.438	173.1	50:27.229
17	1	2:58.277	49.050	54.144	1:15.083	168.5	53:25.506
18	1	2:59.869	48.616	55.407	1:15.846	169.8	56:25.375
19	1	2:59.493	48.775	55.301	1:15.417	171.4	59:24.868
20	1	2:59.475	48.176	54.641	1:16.658	170.3	1:02:24.343
21	1	2:59.128	48.946	54.313	1:15.869	172.0	1:05:23.471
22	1	3:01.065	50.331	54.847	1:15.887	170.1	1:08:24.536
23	1	2:58.926	48.516	54.378	1:16.032	169.5	1:11:23.462
24	1	<b>2:57.816</b>	48.622	<b>54.084</b>	1:15.110	172.2	1:14:21.278
25	1	3:00.776	48.827	54.197	1:17.752	170.9	1:17:22.054
26	1	3:02.625	49.286	55.531	1:17.808	168.2	1:20:24.679
27	1	3:02.939	49.905	55.448	1:17.586	163.4	1:23:27.618

**122** Volvo Amazon (122 S) 1968  
1.Bertrand GUERIN  
2.François MARTINI GT2

1	1	3:23.330	1:09.012	55.914	1:18.404		3:23.330
2	1	3:01.489	50.037	55.376	1:16.076	155.2	6:24.819

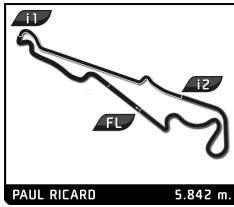
**185** Lotus Elite 1959  
1.Pierre-Emmanuel CHAMP. GT1

1	1	3:35.348	1:06.749	58.226	1:30.373		3:35.348
2	1	3:16.713	54.362	59.233	1:23.118	154.9	6:52.061
3	1	3:13.852	53.198	58.071	1:22.583	166.7	10:05.913
4	1	3:12.179	52.280	57.863	1:22.036	172.8	13:18.092
5	1	3:10.559	51.911	57.576	1:21.072	175.0	16:28.651
6	1	3:09.845	51.593	56.970	1:21.282	172.0	19:38.496
7	1	3:15.840	52.214	58.680	1:24.946	172.0	22:54.336
8	1	3:16.710	53.494	59.376	1:23.840	164.1	26:11.046
9	1	3:17.509	53.056	59.185	1:25.268	170.6	29:28.555
10	1	3:17.681	53.827	59.006	1:24.848	160.7	32:46.236
11	1	3:16.672	53.140	58.270	1:25.262	152.1	36:02.908
12	1	3:21.423	<b>B</b> 53.112	57.538	1:30.773	170.6	39:24.331
13	1	6:06.390	3:42.619	59.276	1:24.495	100.0	45:30.721
14	1	3:14.062	52.826	59.441	1:21.795	169.5	48:44.783
15	1	3:10.378	51.765	57.730	1:20.883	173.6	51:55.161
16	1	3:11.667	50.847	57.166	1:23.654	173.1	55:06.828
17	1	3:19.032	52.527	1:00.826	1:25.679	164.9	58:25.860
18	1	3:15.765	53.915	59.250	1:22.600	161.0	1:01:41.625
19	1	3:16.422	53.256	58.475	1:24.691	166.4	1:04:58.047
20	1	3:16.452	53.576	1:00.226	1:22.650	166.4	1:08:14.499
21	1	3:15.948	53.532	58.854	1:23.562	172.5	1:11:30.447
22	1	3:13.105	52.876	58.054	1:22.175	166.4	1:14:43.552
23	1	3:10.392	52.169	57.466	1:20.757	167.2	1:17:53.944
24	1	3:06.228	50.391	56.494	<b>1:19.343</b>	173.6	1:21:00.172
25	1	<b>3:05.440</b>	<b>50.083</b>	<b>55.906</b>	1:19.451	172.5	1:24:05.612

**211** MG B 1965  
1.Stéphane COLLAS  
2.Jules COLLAS GT2

1	1	3:22.130	1:04.266	56.475	1:21.389		3:22.130
---	---	----------	----------	--------	----------	--	----------



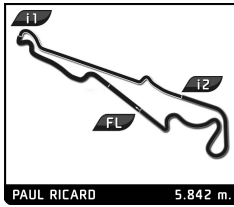


**FIFTIES LEGENDS  
DIX MILLE TOURS  
RACE**

**Sector Analysis**

Lap	D	Time	Sector 1	Sector 2	Sector 3	T. Spd	Elapsed	Lap	D	Time	Sector 1	Sector 2	Sector 3	T. Spd	Elapsed
<span style="color: green;">■</span> Personal Best <span style="color: purple;">■</span> Session Best <span style="color: blue;">■</span> Crossing the finish line in pit lane															
<b>244</b> Austin-Healey 3000 Mk II 1962 1. MOZ GT4															
1	1	2:55.869	49.881	52.533	1:13.455		2:55.869								
2	1	2:51.798	47.083	51.935	1:12.780	173.9	5:47.667								
3	1	2:51.898	46.911	52.041	1:12.946	172.8	8:39.565								
4	1	2:51.119	47.081	51.818	1:12.220	179.1	11:30.684								
5	1	2:51.087	46.163	52.679	1:12.245	173.6	14:21.771								
6	1	2:52.413	46.801	52.726	1:12.886	169.5	17:14.184								
7	1	2:51.249	47.223	51.745	1:12.281	169.0	20:05.433								
8	1	2:53.830	46.731	52.839	1:14.260	174.5	22:59.263								
9	1	2:54.067	49.040	52.669	1:12.358	168.7	25:53.330								
10	1	2:53.448	46.968	52.697	1:13.783	169.5	28:46.778								
11	1	2:52.733	47.305	51.549	1:13.879	172.8	31:39.511								
12	1	2:50.149	46.896	51.124	1:12.129	169.8	34:29.660								
13	1	3:11.024	47.716	53.580	1:29.728	172.2	37:40.684								
14	1	4:56.894	2:53.034	51.558	1:12.302	100.5	42:37.578								
15	1	2:50.560	46.562	51.200	1:12.798	166.9	45:28.138								
16	1	2:50.179	46.519	51.463	1:12.197	164.4	48:18.317								
17	1	2:51.679	47.162	52.463	1:12.054	157.9	51:09.996								
18	1	2:50.898	46.766	51.713	1:12.419	171.2	54:00.894								
19	1	2:52.746	47.099	52.630	1:13.017	165.1	56:53.640								
20	1	2:51.839	47.050	52.315	1:12.474	167.7	59:45.479								
21	1	2:50.527	47.815	50.812	1:11.900	159.5	1:02:36.006								
22	1	2:48.836	46.548	50.375	1:11.913	169.5	1:05:24.842								
23	1	2:54.073	47.781	53.442	1:12.850	156.3	1:08:18.915								
24	1	2:52.477	46.547	53.949	1:11.981	160.2	1:11:11.392								
25	1	2:50.645	45.839	50.820	1:13.986	172.2	1:14:02.037								
26	1	2:51.458	47.803	51.467	1:12.188	153.6	1:16:53.495								
27	1	2:50.105	47.389	50.538	1:12.178	153.2	1:19:43.600								
28	1	3:21.704	46.762	1:13.943	1:20.999	178.2	1:23:05.304								
<b>311</b> Lotus XI 1958 1. Fabien SARRAILH SP2															
1	1	3:05.639	55.358	56.651	1:13.630		3:05.639								
2	1	2:56.824	46.827	54.436	1:15.561	183.1	6:02.463								
3	1	2:50.127	47.316	52.021	1:10.790	164.6	8:52.590								
4	1	2:50.395	46.759	51.709	1:11.927	186.5	11:42.985								
5	1	2:50.988	46.524	52.030	1:12.434	180.6	14:33.973								
6	1	2:52.538	48.334	53.206	1:10.998	185.2	17:26.511								
7	1	2:51.180	46.963	52.967	1:11.250	188.5	20:17.691								
8	1	2:49.192	45.531	52.249	1:11.412	186.2	23:06.883								
9	1	2:50.568	46.789	53.330	1:10.449	172.8	25:57.451								
10	1	2:49.445	45.918	51.824	1:11.703	184.3	28:46.896								
11	1	2:52.140	47.741	51.488	1:12.911	173.6	31:39.036								
12	1	2:48.717	45.741	51.462	1:11.514	186.2	34:27.753								
13	1	2:48.984	46.532	51.463	1:10.989	178.8	37:16.737								
14	1	4:58.215	47.112	52.876	3:18.227	178.2	42:14.952								
15	1	3:08.551	1:04.517	50.817	1:13.217	88.9	45:23.503								
16	1	2:48.817	45.749	52.274	1:10.794	184.6	48:12.320								
17	1	2:52.677	46.653	52.474	1:13.607	179.7	51:04.997								
18	1	2:50.277	45.923	50.963	1:13.391	184.0	53:55.274								
19	1	2:50.777	45.986	51.456	1:13.335	183.4	56:46.051								
20	1	2:48.297	46.153	51.297	1:10.847	182.4	59:34.348								
21	1	2:48.851	45.943	51.097	1:11.861	181.2	1:02:23.199								
22	1	2:48.485	46.524	51.744	1:10.217	176.8	1:05:11.684								
23	1	2:50.603	46.730	52.772	1:11.101	181.5	1:08:02.287								
24	1	2:48.929	47.173	51.394	1:10.362	179.1	1:10:51.216								
25	1	2:52.628	47.819	51.229	1:13.580	169.0	1:13:43.844								
26	1	2:48.237	46.684	51.181	1:10.372	179.4	1:16:32.081								
27	1	2:45.625	45.903	50.770	1:08.952	182.7	1:19:17.706								
28	1	2:45.120	45.249	50.676	1:09.195	186.9	1:22:02.826								
<b>333</b> Jaguar E-Type 3.8 1961 1. Katarina KYVALOVA GT3 2. Jon MINSHAW															
1	1	2:52.550	49.038	51.613	1:11.899		2:52.550								
2	1	2:47.710	45.542	50.499	1:11.669	190.1	5:40.260								
3	1	2:47.990	45.563	50.298	1:12.129	189.5	8:28.250								
4	1	2:47.431	45.549	49.629	1:12.253	190.1	11:15.681								
5	1	2:51.018	46.420	51.986	1:12.612	192.9	14:06.699								
6	1	2:50.919	46.675	52.010	1:12.234	196.7	16:57.618								
7	1	2:50.768	46.542	51.412	1:12.814	185.2	19:48.386								
8	1	2:54.104	46.091	54.468	1:13.545	183.4	22:42.490								
9	1	2:50.541	46.371	51.653	1:12.517	191.5	25:33.031								
10	1	2:53.325	47.879	51.013	1:14.433	168.7	28:26.356								
11	1	7:13.560	47.459	51.759	5:34.342	176.2	35:39.916								
12	2	11:48.425	1:11.417	1:04.260	9:32.748	114.8	47:28.341								
<b>344</b> MG B 1964 1. Bart BLOMMAERT GT2 2. Rikkert LEEMAN															
1	1	3:25.915	1:09.712	55.898	1:20.305		3:25.915								
2	1	3:10.796	48.903	55.528	1:26.365	165.6	6:36.711								
3	1	4:17.791	2:03.920	55.778	1:18.093	108.0	10:54.502								
4	1	3:02.395	49.190	56.100	1:17.105	170.3	13:56.897								
5	1	2:58.046	48.482	54.479	1:15.085	169.0	16:54.943								
6	1	2:59.412	49.948	54.385	1:15.079	172.2	19:54.355								
7	1	2:58.719	48.058	53.927	1:16.734	165.9	22:53.074								
8	1	2:58.793	48.884	53.954	1:15.955	165.9	25:51.867								





# FIFTIES LEGENDS DIX MILLE TOURS RACE

## Sector Analysis

■ Personal Best   
 ■ Session Best   
 **B** Crossing the finish line in pit lane

Lap	D	Time	Sector 1	Sector 2	Sector 3	T. Spd	Elapsed	Lap	D	Time	Sector 1	Sector 2	Sector 3	T. Spd	Elapsed
9	1	2:59.704	49.383	54.217	1:16.104	166.9	28:51.571								
10	1	2:59.442	47.724	56.131	1:15.587	169.8	31:51.013								
11	1	2:57.257	47.876	54.240	1:15.141	173.1	34:48.270								
12	1	3:11.695 <b>B</b>	49.106	55.018	1:27.571	170.1	37:59.965								
13	1	5:14.928	3:02.059	55.563	1:17.306	89.9	43:14.893								
14	1	2:59.642	49.017	54.034	1:16.591	170.3	46:14.535								
15	1	2:59.676	48.583	54.662	1:16.431	167.2	49:14.211								
16	1	2:59.335	48.022	54.140	1:17.173	170.9	52:13.546								
17	1	2:58.478	48.429	54.276	1:15.773	166.7	55:12.024								
18	1	3:00.780	48.457	56.158	1:16.165	168.7	58:12.804								
19	1	2:58.829	48.353	54.397	1:16.079	170.9	1:01:11.633								
20	1	2:58.162	48.263	53.992	1:15.907	169.5	1:04:09.795								
21	1	2:58.605	48.429	54.333	1:15.843	171.7	1:07:08.400								
22	1	2:59.674	48.707	54.233	1:16.734	169.5	1:10:08.074								
23	1	3:00.345	48.118	54.424	1:17.803	168.5	1:13:08.419								
24	1	2:59.913	48.329	54.374	1:17.210	165.4	1:16:08.332								
25	1	2:59.268	48.381	55.179	1:15.708	171.4	1:19:07.600								
26	1	2:58.413	48.272	54.570	1:15.571	171.7	1:22:06.013								

**600** Lotus XI 1957  
 1. Guillaume PEETERS  
 2. Guy PEETERS  
 SP2

1	1	2:46.460	47.006	49.374	1:10.080		2:46.460								
2	1	2:42.194	44.565	48.751	1:08.878	193.2	5:28.654								
3	1	2:40.236	43.962	48.020	1:08.254	198.2	8:08.890								
4	1	2:41.180	43.873	48.277	1:09.030	198.5	10:50.070								
5	1	2:42.008	44.062	48.773	1:09.173	198.5	13:32.078								
6	1	2:39.399	43.583	48.174	1:07.642	199.3	16:11.477								
7	1	2:41.014	43.704	48.870	1:08.440	196.4	18:52.491								
8	1	2:41.730	44.082	48.588	1:09.060	198.9	21:34.221								
9	1	2:47.253	44.146	53.296	1:09.811	194.9	24:21.474								
10	1	2:45.626	44.714	52.009	1:08.903	196.7	27:07.100								
11	1	2:42.867	45.131	48.501	1:09.235	191.2	29:49.967								
12	1	2:43.185	44.511	49.071	1:09.603	197.8	32:33.152								
13	1	2:43.119	44.122	49.283	1:09.714	196.4	35:16.271								
14	1	2:42.915	44.196	49.204	1:09.515	199.6	37:59.186								
15	1	2:42.174	44.498	48.526	1:09.150	197.4	40:41.360								
16	1	2:40.683	43.940	48.416	1:08.327	196.4	43:22.043								
17	1	4:56.391 <b>B</b>	45.761	48.945	3:21.685	188.8	48:18.434								
18	2	3:07.380	1:05.825	50.542	1:11.013	112.6	51:25.814								
19	2	2:45.384	45.904	49.945	1:09.535	191.2	54:11.198								
20	2	2:45.849	46.556	50.222	1:09.071	191.2	56:57.047								
21	2	2:44.840	45.930	49.822	1:09.088	189.1	59:41.887								
22	2	2:45.090	45.904	50.294	1:08.892	193.9	1:02:26.977								
23	2	2:42.933	45.006	49.217	1:08.710	191.5	1:05:09.910								
24	2	2:43.948	45.057	49.449	1:09.442	191.2	1:07:53.858								
25	2	2:46.567	45.209	51.271	1:10.087	193.5	1:10:40.425								
26	2	2:46.506	45.108	52.298	1:09.100	196.7	1:13:26.931								
27	2	2:44.816	44.948	50.035	1:09.833	196.0	1:16:11.747								
28	2	2:44.328	45.355	50.334	1:08.639	193.9	1:18:56.075								
29	2	2:43.964	44.826	49.375	1:09.763	196.0	1:21:40.039								