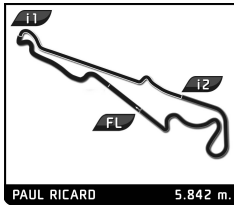


**FIFTIES LEGENDS
DIX MILLE TOURS
QUALIFYING**

Sector Analysis

Lap	D	Time	Sector 1	Sector 2	Sector 3	T. Spd	Elapsed	Lap	D	Time	Sector 1	Sector 2	Sector 3	T. Spd	Elapsed
1 Lotus Elite 1961 1.Hipolito PIRES GT1 2.Tiago RAPOSO DE MAGAI															
1	2	3:15.335	1:06.251	54.779	1:14.305	96.2	3:15.335	1	1	3:14.440	1:02.471	56.359	1:15.610	92.0	3:14.440
2	2	2:52.881	47.635	51.542	1:13.704	176.2	6:08.216	2	1	2:55.285	47.898	53.463	1:13.924	174.2	6:09.725
3	2	2:50.902	46.726	51.673	1:12.503	183.7	8:59.118	3	1	2:57.217	46.699	52.286	1:18.232	177.3	9:06.942
4	2	2:53.009	46.615	52.088	1:14.306	183.1	11:52.127	4	1	2:51.813	47.261	52.591	1:11.961	176.2	11:58.755
5	2	5:44.290	B 48.807	59.344	3:56.139	180.6	17:36.417	5	1	2:51.626	47.198	52.353	1:12.075	177.0	14:50.381
6	1	3:32.276	1:12.044	58.609	1:21.623	93.5	21:08.693	6	1	2:50.548	46.418	52.354	1:11.776	176.2	17:40.929
7	1	3:07.400	50.972	54.445	1:21.983	177.0	24:16.093	7	1	2:51.194	46.616	51.762	1:12.816	177.0	20:32.123
8	1	3:05.686	51.196	55.791	1:18.699	162.9	27:21.779	8	1	2:51.493	46.544	52.358	1:12.591	174.8	23:23.616
9	1	7:13.255	B 52.466	1:06.512	5:14.277	152.5	34:35.034	9	1	2:56.207	47.130	52.412	1:16.665	174.5	26:19.823
								10	1	2:51.602	47.144	52.128	1:12.330	173.4	29:11.425
								11	1	2:53.001	46.639	53.067	1:13.295	177.6	32:04.426
3 Austin-Healey 3000 Mk II 1962 1.Jean-Pascal CUEREL GT4															
1	1	3:35.603	1:23.811	55.680	1:16.112	83.7	3:35.603	1	1	4:11.650	1:53.990	1:00.134	1:17.526	85.2	4:11.650
2	1	2:54.132	48.238	52.336	1:13.558	180.3	6:29.735	2	1	3:04.127	52.319	56.840	1:14.968	168.7	7:15.777
3	1	3:00.072	47.482	51.918	1:20.672	185.6	9:29.807	3	1	3:00.723	49.796	56.195	1:14.732	167.2	10:16.500
4	1	3:18.304	B 53.483	55.907	1:28.914	144.2	12:48.111	4	1	2:56.184	48.297	54.252	1:13.635	169.0	13:12.684
5	1	11:43.283	9:32.100	58.496	1:12.687	108.5	24:31.394	5	1	2:55.523	47.412	54.462	1:13.649	170.1	16:08.207
6	1	4:02.417	B 1:04.049	1:13.549	1:44.819	173.6	28:33.811	6	1	2:55.187	47.847	53.898	1:13.442	169.8	19:03.394
7 Austin-Healey 3000 Mk I 1959 1.Eugène DELEPLANQUE GT3															
1	1	3:01.296	55.034	53.083	1:13.179	93.3	3:01.296	1	1	3:02.828	55.523	53.348	1:13.957	100.7	3:02.828
2	1	2:44.424	44.687	50.084	1:09.653	193.2	5:45.720	2	1	2:48.509	45.732	51.877	1:10.900	175.9	5:51.337
3	1	2:44.427	45.023	49.597	1:09.807	194.6	8:30.147	3	1	2:48.862	45.968	52.105	1:10.789	174.2	8:40.199
4	1	2:44.331	44.394	49.316	1:10.621	192.2	11:14.478	4	1	2:47.017	45.370	51.870	1:09.777	174.8	11:27.216
5	1	3:07.657	B 45.376	52.086	1:30.195	175.0	14:22.135	5	1	2:58.270	B 45.142	51.990	1:21.138	176.2	14:25.486
6	1	6:59.617	4:56.660	50.547	1:12.410	112.3	21:21.752	6	1	4:43.199	2:39.559	52.870	1:10.770	105.5	19:08.685
7	1	2:43.322	44.279	48.999	1:10.044	196.0	24:05.074	7	1	2:48.923	45.257	51.690	1:11.976	174.8	21:57.608
8	1	2:47.712	48.219	49.932	1:09.561	173.6	26:52.786	8	1	2:47.467	45.054	51.967	1:10.446	174.8	24:45.075
9	1	2:42.309	43.967	48.883	1:09.459	197.1	29:35.095	9	1	2:49.069	46.074	51.637	1:11.358	176.2	27:34.144
10	1	2:47.901	44.261	53.440	1:10.200	195.7	32:22.996	10	1	2:52.916	48.265	54.067	1:10.584	175.3	30:27.060
8 MG B 1964 1.Antoine MOREAU GT2 2.Emmanuel DE NOAILLES															
1	1	4:25.753	2:01.110	1:00.317	1:24.326	96.6	4:25.753	1	1	10:16.528	7:44.710	1:03.132	1:28.686	95.9	10:16.528
2	1	3:16.191	53.880	59.811	1:22.500	161.0	7:41.944	2	1	3:37.149	57.699	1:05.410	1:34.400	134.5	13:53.677
3	1	3:12.932	52.961	58.807	1:21.164	157.9	10:54.876	3	1	3:43.130	58.271	1:09.487	1:35.372	137.8	17:36.807
4	1	3:26.158	B 52.088	57.742	1:36.328	163.4	14:21.034	4	1	3:44.595	1:01.710	1:07.832	1:35.053	125.9	21:21.402
5	2	5:38.690	B 2:33.167	1:12.529	1:52.994	100.7	19:59.724	5	1	3:49.199	B 59.635	1:09.154	1:40.410	131.7	25:10.601
14 Jaguar D-Type 1954 1.Lukas HALUSA GT4 2.Niklas HALUSA															
1	2	3:33.989	1:25.599	55.603	1:12.787	90.2	3:33.989	1	1	6:10.576	3:49.711	59.022	1:21.843	98.4	31:21.177
2	2	2:45.087	45.406	49.283	1:10.398	193.5	6:19.076	2	1	4:10.657	1:40.963	1:03.585	1:26.109	83.5	4:10.657
3	2	2:43.331	44.768	48.553	1:10.010	200.7	9:02.407	3	1	3:05.139	51.738	55.021	1:18.380	159.1	7:15.796
4	2	2:45.175	45.936	49.454	1:09.785	200.7	11:47.582	4	1	3:04.710	49.659	54.649	1:20.402	160.2	10:20.506
5	2	2:41.517	44.232	47.861	1:09.424	199.6	14:29.099	5	1	3:01.283	51.328	53.458	1:16.497	157.4	13:21.789
6	2	3:59.685	B 45.129	52.062	2:22.494	184.0	18:28.784	6	1	5:09.080	B 51.367	54.419	3:23.294	151.7	18:30.869
7	1	3:09.088	1:09.365	49.933	1:09.790	98.9	21:37.872								
8	1	2:44.223	44.918	50.941	1:08.364	209.7	24:22.095								
9	1	2:38.950	43.930	47.094	1:07.926	206.9	27:01.045								
10	1	2:39.354	43.668	48.074	1:07.612	208.1	29:40.399								
11	1	2:37.987	43.056	48.214	1:06.717	213.9	32:18.386								
21 Austin Mini Cooper S 1275 1965 1.Simon NOBILI GT1															
1	1	3:14.440	1:02.471	56.359	1:15.610	92.0	3:14.440	1	1	3:02.828	55.523	53.348	1:13.957	100.7	3:02.828
2	1	2:55.285	47.898	53.463	1:13.924	174.2	6:09.725	2	1	2:48.509	45.732	51.877	1:10.900	175.9	5:51.337
3	1	2:57.217	46.699	52.286	1:18.232	177.3	9:06.942	3	1	2:48.862	45.968	52.105	1:10.789	174.2	8:40.199
4	1	2:51.813	47.261	52.591	1:11.961	176.2	11:58.755	4	1	2:47.017	45.370	51.870	1:09.777	174.8	11:27.216
5	1	2:51.626	47.198	52.353	1:12.075	177.0	14:50.381	5	1	2:58.270	B 45.142	51.990	1:21.138	176.2	14:25.486
6	1	2:50.548	46.418	52.354	1:11.776	176.2	17:40.929	6	1	4:43.199	2:39.559	52.870	1:10.770	105.5	19:08.685
7	1	2:51.194	46.616	51.762	1:12.816	177.0	20:32.123	7	1	2:48.923	45.257	51.690	1:11.976	174.8	21:57.608
8	1	2:51.493	46.544	52.358	1:12.591	174.8	23:23.616	8	1	2:47.467	45.054	51.967	1:10.446	174.8	24:45.075
9	1	2:56.207	47.130	52.412	1:16.665	174.5	26:19.823	9	1	2:49.069	46.074	51.637	1:11.358	176.2	27:34.144
10	1	2:51.602	47.144	52.128	1:12.330	173.4	29:11.425	10	1	2:52.916	48.265	54.067	1:10.584	175.3	30:27.060
11	1	2:53.001	46.639	53.067	1:13.295	177.6	32:04.426								
23 Austin-Healey 100-4 1956 1.Antoine CAZALIERES GT3															
1	1	4:11.650	1:53.990	1:00.134	1:17.526	85.2	4:11.650	1	1	3:02.828	55.523	53.348	1:13.957	100.7	3:02.828
2	1	3:04.127	52.319	56.840	1:14.968	168.7	7:15.777	2	1	2:48.509	45.732	51.877	1:10.900	175.9	5:51.337
3	1	3:00.723	49.796	56.195	1:14.732	167.2	10:16.500	3	1	2:48.862	45.968	52.105	1:10.789	174.2	8:40.199
4	1	2:56.184	48.297	54.252	1:13.635	169.0	13:12.684	4	1	2:47.017	45.370	51.870	1:09.777	174.8	11:27.216
5	1	2:55.523	47.412	54.462	1:13.649	170.1	16:08.207	5	1	2:58.270	B 45.142	51.990	1:21.138	176.2	14:25.486
6	1	2:55.187	47.847	53.898	1:13.442	169.8	19:03.394	6	1	4:43.199	2:39.559	52.870	1:10.770	105.5	19:08.685
7	1	3:10.758	B 47.645	54.052	1:29.061	170.1	22:14.152	7	1	2:48.923	45.257	51.690	1:11.976	174.8	21:57.608
8	1	3:57.921	1:49.966	54.464	1:13.491	106.1	26:12.073	8	1	2:47.467	45.054	51.967	1:10.446	174.8	24:45.075
9	1	2:54.982	47.513	54.163	1:13.306	169.0	29:07.055	9	1	2:49.069	46.074	51.637	1:11.358	176.2	27:34.144
10	1	2:57.774	47.849	54.962	1:14.963	169.0	32:04.829	10	1	2:52.916	48.265	54.067	1:10.584	175.3	30:27.060
25 Austin Mini Cooper S 1275 1965 1.David BARRERE GT1															
1	1	3:02.828	55.523	53.348	1:13.957	100.7	3:02.828	1	1	6:10.576	3:49.711	59.022	1:21.843	98.4	31:21.177
2	1	2:48.509	45.732	51.877	1:10.900	175.9	5:51.337	2	1	4:10.657	1:40.963	1:03.585	1:26.109	83.5	4:10.657
3	1	2:48.862	45.968	52.105	1:10.789	174.2	8:40.199	3	1	3:05.139	51.738	55.021	1:18.380	159.1	7:15.796
4	1														

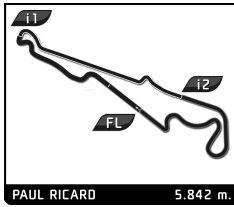


**FIFTIES LEGENDS
DIX MILLE TOURS
QUALIFYING**

Sector Analysis

								■ Personal Best ■ Session Best ■ Crossing the finish line in pit lane							
Lap	D	Time	Sector 1	Sector 2	Sector 3	T. Spd	Elapsed	Lap	D	Time	Sector 1	Sector 2	Sector 3	T. Spd	Elapsed
34 MG B 1963 1. Romain GUERARDELLE GT2															
6	2	3:05.440	1:01.985	51.556	1:11.899	114.0	21:36.309	3	2	2:38.539	43.316	47.398	1:07.825	207.3	8:43.501
7	2	2:50.272	45.971	52.792	1:11.509	194.9	24:26.581	4	2	2:39.294	43.427	47.673	1:08.194	204.2	11:22.795
8	2	2:49.228	46.585	50.651	1:11.992	172.2	27:15.809	5	2	3:01.627 B	43.754	48.632	1:29.241	206.5	14:24.422
9	2	2:48.329	45.742	50.768	1:11.819	177.9	30:04.138	6	1	4:16.489	2:12.796	50.623	1:13.070	102.8	18:40.911
1	1	3:34.068	1:16.711	1:00.883	1:16.474	88.7	3:34.068	7	1	2:46.160	45.389	50.724	1:10.047	199.6	21:27.071
2	1	2:52.488	47.222	52.569	1:12.697	174.2	6:26.556	8	1	2:48.830	46.635	50.478	1:11.717	176.5	24:15.901
3	1	2:51.655	46.277	52.322	1:13.056	178.2	9:18.211	9	1	2:45.053	45.467	49.422	1:10.164	206.1	27:00.954
4	1	2:50.388	46.174	52.225	1:11.989	180.3	12:08.599	10	1	2:45.648	45.610	49.730	1:10.308	189.5	29:46.602
5	1	2:52.967	47.450	52.463	1:13.054	180.0	15:01.566	11	1	2:46.761	45.472	49.316	1:11.973	193.2	32:33.363
6	1	2:49.095	45.987	51.637	1:11.471	180.6	17:50.661								
7	1	3:12.145 B	48.761	57.298	1:26.086	178.2	21:02.806								
8	1	4:12.229	2:07.108	52.435	1:12.686	101.2	25:15.035								
9	1	2:51.201	45.918	51.658	1:13.625	178.8	28:06.236								
10	1	2:51.273	46.179	52.083	1:13.011	178.8	30:57.509								
38 Porsche 356 (C) 2000 GS Carrera 2 coupé 1964 1. Didier MARIS 2. Gabriel BALTHAZARD GT2															
1	2	4:36.760	2:15.570	1:01.243	1:19.947	97.0	4:36.760								
2	2	3:00.840	49.450	54.314	1:17.076	166.9	7:37.600								
3	2	2:58.851	48.746	53.348	1:16.757	170.1	10:36.451								
4	2	6:48.613 B	55.945	1:00.896	4:51.772	168.7	17:25.064								
5	1	3:24.313	1:13.655	55.174	1:15.484	97.4	20:49.377								
6	1	2:55.427	48.065	53.902	1:13.460	170.1	23:44.804								
7	1	2:54.967	47.241	53.980	1:13.746	169.0	26:39.771								
8	1	2:53.778	47.186	53.242	1:13.350	169.0	29:33.549								
40 Lotus Elite 1961 1. Marc JULLY 2. Agathe JULLY GT1															
1	1	3:57.700	1:38.964	59.732	1:19.004	87.9	3:57.700								
2	1	3:05.032	50.397	56.456	1:18.179	164.4	7:02.732								
3	1	3:14.374 B	50.579	55.505	1:28.290	159.8	10:17.106								
4	2	5:11.238	2:30.816	1:09.881	1:30.541	72.0	15:28.344								
5	2	3:26.757	55.500	1:02.327	1:28.930	147.7	18:55.101								
6	2	3:25.684	55.268	1:01.482	1:28.934	146.3	22:20.785								
7	2	3:26.060	57.007	1:02.563	1:26.490	133.2	25:46.845								
8	2	3:23.151	54.357	1:01.262	1:27.532	155.4	29:09.996								
9	2	3:32.983	56.044	1:07.818	1:29.121	142.7	32:42.979								
45 Austin-Healey 3000 Mk II BN7 1961 1. Jean RIGONDET 2. Damien CHAUVIN GT4															
1	1	4:34.515	1:56.968	1:07.690	1:29.857	84.0	4:34.515								
2	1	5:20.378 B	57.425	1:03.871	3:19.082	122.6	9:54.893								
3	2	3:31.949	1:14.700	58.345	1:18.904	97.9	13:26.842								
4	2	3:01.708	49.908	54.664	1:17.136	142.7	16:28.550								
5	2	3:03.766	50.646	55.118	1:18.002	136.7	19:32.316								
6	2	2:59.939	49.020	54.245	1:16.674	154.1	22:32.255								
7	2	3:07.736	50.687	56.218	1:20.831	141.4	25:39.991								
8	2	3:35.686 B	49.109	53.998	1:52.579	143.0	29:15.677								
9	2	3:20.236	1:04.298	56.760	1:19.178	118.0	32:35.913								
55 Shelby Cobra 260 1963 1. Eric EVERARD 2. Christophe VAN RIET GT5															
1	2	3:25.559	1:26.308	50.342	1:08.909	80.1	3:25.559								
2	2	2:39.403	43.835	47.433	1:08.135	201.1	6:04.962								
64 Austin-Healey 100-4 1954 1. Franck AUGIS GT3															
1	1	4:10.252 B	1:33.793	1:04.666	1:31.793	77.7	4:10.252								
2	1	7:25.959 B	5:05.613	57.437	1:22.909	95.4	11:36.211								
3	1	9:16.218	7:01.895	57.208	1:17.115	97.9	20:52.429								
4	1	3:02.749	49.282	55.926	1:17.541	161.4	23:55.178								
5	1	3:00.969	49.313	55.550	1:16.106	163.6	26:56.147								
6	1	3:01.312	49.714	55.900	1:15.698	165.4	29:57.459								
7	1	3:19.064 B	50.096	59.459	1:29.509	163.1	33:16.523								
69 Chevrolet Corvette C1 Phase 2 1960 1. Michel GROSSFILLIER GT3															
1	1	4:34.161	2:06.284	1:00.355	1:27.522	108.8	4:34.161								
2	1	2:53.315	47.947	51.875	1:13.493	173.4	7:27.476								
3	1	3:02.160 B	48.161	51.861	1:22.138	160.0	10:29.636								
4	1	4:01.366	1:55.286	51.831	1:14.249	122.6	14:31.002								
5	1	2:56.184	47.619	52.962	1:15.603	164.1	17:27.186								
6	1	2:53.727	47.734	51.799	1:14.194	172.8	20:20.913								
7	1	3:00.905 B	47.258	51.405	1:22.242	163.1	23:21.818								
8	1	4:33.604	2:24.572	53.447	1:15.585	112.4	27:55.422								
9	1	2:55.076	50.084	51.335	1:13.657	167.7	30:50.498								
70 Sunbeam Alpine Series II 1961 1. Sébastien RUFFINO 2. Eric PINSON GT2															
1	2	4:48.361	2:02.690	1:12.933	1:32.738	79.1	4:48.361								
2	2	3:36.874	59.264	1:08.030	1:29.580	129.2	8:25.235								
3	2	3:37.555	58.169	1:08.285	1:31.101	130.0	12:02.790								
4	2	3:48.482 B	58.299	1:09.479	1:40.704	130.8	15:51.272								
5	1	5:20.994	2:43.304	1:08.314	1:29.376	80.7	21:12.266								
6	1	3:34.175	57.694	1:07.390	1:29.091	131.4	24:46.441								
7	1	3:31.684	56.977	1:06.993	1:27.714	130.3	28:18.125								
8	1	3:33.752	57.233	1:07.650	1:28.869	130.8	31:51.877								
71 Porsche 356 (pré A) 1500S Coupé 1954 1. Gilles COURAUDON 2. Maxime GRANSART GT2															
1	1	5:01.547	2:41.300	59.148	1:21.099	81.6	5:01.547								
2	1	3:05.969	52.133	55.548	1:18.288	159.3	8:07.516								
3	1	3:01.274	49.794	54.629	1:16.851	170.1	11:08.790								
4	1	3:02.739	50.110	55.363	1:17.266	171.4	14:11.529								
5	1	4:41.431 B	52.816	56.031	2:52.584	160.2	18:52.960								
6	2	3:33.933	1:13.111	57.671	1:23.151	97.1	22:26.893								
7	2	3:13.491	53.021	57.455	1:23.015	147.9	25:40.384								
8	2	3:08.190	51.602	55.937	1:20.651	164.6	28:48.574								
9	2	3:38.368	52.267	1:22.849	1:23.252	168.0	32:26.942								
72 Austin-Healey 3000 Mk I 1962 1. François FILLON 2. André RAULIN GT3															



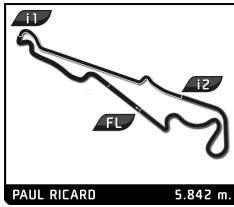


**FIFTIES LEGENDS
DIX MILLE TOURS
QUALIFYING**

Sector Analysis

								■ Personal Best ■ Session Best ■ Crossing the finish line in pit lane							
Lap	D	Time	Sector 1	Sector 2	Sector 3	T. Spd	Elapsed	Lap	D	Time	Sector 1	Sector 2	Sector 3	T. Spd	Elapsed
73 Jaguar XK150 1961 1. Laurent JASPERS GT4															
1	2	3:10.474	1:05.030	52.982	1:12.462	91.8	3:10.474								
2	2	2:48.461	46.343	50.444	1:11.674	191.8	5:58.935								
3	2	2:51.114	46.829	52.279	1:12.006	191.2	8:50.049								
4	2	2:50.736	47.499	51.648	1:11.589	184.6	11:40.785								
5	2	4:05.464	46.518	52.136	2:26.810	191.8	15:46.249								
6	1	3:14.157	1:07.407	52.308	1:14.442	105.5	19:00.406								
7	1	2:51.378	46.111	51.137	1:14.130	197.1	21:51.784								
8	1	2:50.925	45.750	51.033	1:14.142	196.4	24:42.709								
9	1	2:48.173	46.185	50.431	1:11.557	194.9	27:30.882								
10	1	2:49.930	47.273	50.013	1:12.644	198.9	30:20.812								
75 Porsche 356 (Pre-A) (1100) coupé 1951 1. Jean-François PENILLARD GT1															
1	1	10:32.768	7:47.961	1:13.521	1:31.286	72.4	10:32.768								
2	1	3:48.305	1:00.591	1:09.989	1:37.725	129.8	14:21.073								
3	1	3:58.030	1:04.003	1:15.128	1:38.899	110.0	18:19.103								
4	1	5:45.478	1:03.867	1:15.874	3:25.737	110.7	24:04.581								
5	1	5:48.653	1:21.343	1:17.078	3:10.232	78.4	29:53.234								
78 Lotus Mk IX 1955 1. Gaël REGENT SP1 2. Guillaume LE METAYER															
1	1	4:17.664	1:59.983	56.525	1:21.156	79.4	4:17.664								
2	1	3:01.049	49.109	55.411	1:16.529	173.9	7:18.713								
3	1	2:58.629	48.626	53.169	1:16.834	181.8	10:17.342								
4	1	2:58.785	49.914	53.428	1:15.443	158.1	13:16.127								
5	1	4:17.255	48.834	53.689	2:34.732	181.2	17:33.382								
6	2	3:39.339	1:13.345	1:02.956	1:23.038	92.0	21:12.721								
7	2	3:07.934	52.782	55.779	1:19.373	142.5	24:20.655								
8	2	3:07.785	51.862	57.289	1:18.634	156.3	27:28.440								
9	2	3:12.278	52.250	57.258	1:22.770	164.6	30:40.718								
84 MG B 1964 1. Benjamin ENGRAND GT2															
1	1	3:36.220	1:17.370	1:00.591	1:18.259	84.4	3:36.220								
2	1	2:56.567	47.953	53.525	1:15.089	175.3	6:32.787								
3	1	2:54.349	46.707	52.737	1:14.905	175.0	9:27.136								
4	1	3:04.937	47.588	54.853	1:22.496	175.6	12:32.073								
5	1	4:03.155	1:54.035	54.002	1:15.118	107.6	16:35.228								
6	1	2:56.294	47.066	53.392	1:15.836	173.9	19:31.522								
7	1	2:53.272	46.463	52.970	1:13.839	174.8	22:24.794								
8	1	3:10.448	48.401	53.123	1:28.924	171.4	25:35.242								
9	1	3:51.267	1:42.459	54.247	1:14.561	105.1	29:26.509								
10	1	3:18.478	1:02.181	56.381	1:19.916	173.9	32:44.987								
86 Morris Mini Cooper S 1275 1964 1. Fabrice QUESNEL GT1															
1	1	3:07.838	59.548	54.903	1:13.387	93.6	3:07.838								
2	1	2:53.536	47.542	53.838	1:12.156	169.3	6:01.374								
3	1	2:58.334	46.844	53.729	1:17.761	172.0	8:59.708								
4	1	3:46.895	1:40.327	53.829	1:12.739	109.1	12:46.603								
5	1	2:53.005	47.035	53.593	1:12.377	172.5	15:39.608								
6	1	2:53.627	46.805	54.639	1:12.183	171.4	18:33.235								
7	1	2:51.863	46.480	53.624	1:11.759	171.4	21:25.098								
8	1	2:53.289	46.147	53.777	1:13.365	173.4	24:18.387								
9	1	3:12.682	57.107	1:02.004	1:13.571	117.4	27:31.069								
10	1	3:03.147	51.051	58.096	1:14.000	173.6	30:34.216								
92 Lister Knobbly Chevrolet 1959 1. Wolf ZWEIFLER SP4															
1	1	4:04.616	1:42.277	58.520	1:23.819	82.0	4:04.616								
2	1	2:58.358	50.419	52.272	1:15.667	150.6	7:02.974								
3	1	3:01.086	49.696	54.058	1:17.332	159.5	10:04.060								
4	1	3:02.714	51.274	56.229	1:15.211	144.4	13:06.774								
5	1	2:48.224	46.562	49.231	1:12.431	201.1	15:54.998								
6	1	2:53.236	47.733	50.085	1:15.418	160.2	18:48.234								
7	1	3:23.458	49.398	58.967	1:35.093	157.9	22:11.692								
94 Jaguar E-Type 3.8 1961 1. Georges VERQUIN GT4															
1	1	3:19.496	1:09.287	54.936	1:15.273	94.7	3:19.496								
2	1	2:52.386	47.858	51.623	1:12.905	188.2	6:11.882								
3	1	2:51.266	46.731	50.653	1:13.882	180.3	9:03.148								
4	1	2:51.533	46.822	50.775	1:13.936	192.9	11:54.681								
5	1	2:52.338	47.146	51.582	1:13.610	192.9	14:47.019								
6	1	2:51.549	47.050	51.061	1:13.438	187.8	17:38.568								
7	1	2:50.988	47.512	50.505	1:12.971	177.3	20:29.556								
8	1	3:04.328	46.727	53.389	1:24.212	196.7	23:33.884								
9	1	4:59.419	2:54.034	51.263	1:14.122	110.5	28:33.303								
10	1	2:49.111	46.495	50.886	1:11.730	200.7	31:22.414								
100 Austin-Healey 3000 Mk II 1962 1. Sébastien BERCHON GT4															
1	1	3:28.238	1:22.624	52.558	1:13.056	94.7	3:28.238								
2	1	2:48.872	45.064	51.194	1:12.614	191.5	6:17.110								
3	1	2:50.047	46.002	51.451	1:12.594	191.5	9:07.157								
4	1	2:48.062	45.339	50.407	1:12.316	192.5	11:55.219								
5	1	3:14.025	47.841	52.849	1:33.335	187.2	15:09.244								
6	1	4:09.981	2:05.678	50.826	1:13.477	102.6	19:19.225								
7	1	2:49.058	45.728	50.354	1:12.976	192.2	22:08.283								
8	1	2:50.997	46.486	52.510	1:12.001	191.5	24:59.280								
9	1	2:53.230	46.749	53.160	1:13.321	189.1	27:52.510								
10	1	3:33.214	49.348	58.657	1:42.209	192.2	31:25.724								
104 Austin-Healey 100-4 1956 1. François de CHANTERAC GT3															
1	1	4:20.390	1:57.556	1:02.036	1:20.798	87.4	4:20.390								
2	1	3:06.023	51.594	56.715	1:17.714	160.0	7:26.413								
3	1	3:12.385	53.067	57.907	1:21.411	159.8	10:38.798								
4	1	3:08.249	52.545	57.082	1:18.622	162.4	13:47.047								
5	1	3:04.928	50.438	56.997	1:17.493	159.8	16:51.975								





FIFTIES LEGENDS
DIX MILLE TOURS
QUALIFYING

Sector Analysis

Personal Best Session Best B Crossing the finish line in pit lane

Lap	D	Time	Sector 1	Sector 2	Sector 3	T. Spd	Elapsed
6	1	3:06.110	51.152	56.364	1:18.594	161.4	19:58.085
7	1	3:04.418	50.981	56.302	1:17.135	161.0	23:02.503
8	1	3:04.226	50.884	56.419	1:16.923	157.7	26:06.729
9	1	3:03.175	50.640	55.999	1:16.536	161.2	29:09.904
10	1	3:39.621 B	53.687	1:07.376	1:38.558	145.9	32:49.525

111 Morris Mini Cooper S 1275 1964
1. Dominique JOUVIN GT1

1	1	3:25.184	1:04.105	1:02.451	1:18.628	87.9	3:25.184
2	1	3:02.422	49.558	56.484	1:16.380	163.6	6:27.606
3	1	2:57.398	48.272	54.443	1:14.683	167.7	9:25.004
4	1	2:58.180	48.274	54.756	1:15.150	167.7	12:23.184
5	1	3:01.092	47.967	55.836	1:17.289	167.2	15:24.276
6	1	2:57.154	47.867	54.726	1:14.561	166.2	18:21.430
7	1	2:55.213	47.600	53.953	1:13.660	167.2	21:16.643
8	1	3:19.384	56.431	1:06.953	1:16.000	147.3	24:36.027
9	1	2:59.257	48.350	54.066	1:16.841	167.4	27:35.284
10	1	2:57.704	47.551	55.744	1:14.409	169.3	30:32.988

120 Ford Cortina Lotus 1964
1. Christian ODIN GT2

1	1	3:44.762	1:27.385	59.072	1:18.305	91.8	3:44.762
2	1	2:58.575	49.083	54.629	1:14.863	167.2	6:43.337
3	1	2:59.438	48.468	54.949	1:16.021	171.2	9:42.775
4	1	2:59.006	48.840	54.704	1:15.462	170.9	12:41.781
5	1	3:02.105	49.714	55.129	1:17.262	170.6	15:43.886
6	1	2:57.120	48.446	54.187	1:14.487	171.7	18:41.006
7	1	3:01.122	48.852	56.051	1:16.219	167.4	21:42.128
8	1	2:58.478	48.659	54.557	1:15.262	172.5	24:40.606
9	1	2:58.794	49.246	54.502	1:15.046	171.4	27:39.400
10	1	3:00.357	48.283	53.922	1:18.152	172.5	30:39.757

122 Volvo Amazon (122 S) 1968
1. Bertrand GUERIN GT2
2. François MARTINI

1	1	3:21.810	1:10.307	55.831	1:15.672	91.3	3:21.810
2	1	2:57.333	48.995	53.556	1:14.782	161.9	6:19.143
3	1	2:58.570	48.244	55.438	1:14.888	174.8	9:17.713
4	1	5:22.434 B	51.865	1:04.047	3:26.522	134.8	14:40.147
5	1	3:17.615	1:06.548	54.170	1:16.897	105.0	17:57.762
6	1	3:05.637	51.201	57.953	1:16.483	161.7	21:03.399
7	1	2:59.860	49.018	54.506	1:16.336	160.7	24:03.259
8	1	2:57.811	48.639	53.771	1:15.401	173.4	27:01.070
9	1	2:57.269	48.077	53.561	1:15.631	176.2	29:58.339
10	1	2:59.308	48.082	54.129	1:17.097	154.3	32:57.647

185 Lotus Elite 1959
1. Pierre-Emmanuel CHAMP. GT1

1	1	4:09.749	1:38.279	1:02.499	1:28.971	83.6	4:09.749
2	1	3:15.251	53.821	58.868	1:22.562	168.7	7:25.000
3	1	3:15.510	52.667	57.950	1:24.893	171.4	10:40.510
4	1	3:14.829	54.031	58.440	1:22.358	166.4	13:55.339
5	1	3:12.177	52.105	58.030	1:22.042	172.2	17:07.516
6	1	3:14.789	52.661	58.468	1:23.660	170.1	20:22.305
7	1	3:14.709	53.536	58.711	1:22.462	168.2	23:37.014
8	1	3:14.381	53.244	58.562	1:22.575	166.9	26:51.395
9	1	3:29.180 B	52.654	58.664	1:37.862	169.3	30:20.575

211 MG B 1965
1. Stéphane COLLAS GT2
2. Jules COLLAS

1	1	4:27.050	2:03.034	1:02.762	1:21.254	85.2	4:27.050
2	1	3:05.890	51.708	57.933	1:16.249	162.2	7:32.940
3	1	3:04.669	49.866	56.282	1:18.521	163.9	10:37.609
4	1	3:07.461	52.651	56.763	1:18.047	164.1	13:45.070
5	1	4:07.045 B	48.967	55.797	2:22.281	165.9	17:52.115
6	2	3:19.721	1:04.276	57.291	1:18.154	99.5	21:11.836
7	2	3:02.795	49.467	56.391	1:16.937	164.6	24:14.631
8	2	2:59.287	48.938	55.249	1:15.100	164.6	27:13.918
9	2	3:01.977	50.277	55.957	1:15.743	162.4	30:15.895

244 Austin-Healey 3000 Mk II 1962
1. MOZ GT4
2. Thierry DELUBAC

1	1	4:17.854	2:03.851	57.952	1:16.051	97.3	4:17.854
2	1	2:54.668	46.455	54.177	1:14.036	180.3	7:12.522
3	1	2:50.358	46.651	51.057	1:12.650	182.1	10:02.880
4	1	2:49.525	46.757	51.397	1:11.371	179.7	12:52.405
5	1	3:21.069 B	45.897	50.650	1:44.522	183.7	16:13.474
6	1	5:01.170	2:52.677	54.788	1:13.705	106.3	21:14.644
7	1	2:54.928	47.351	54.464	1:13.113	192.2	24:09.572
8	1	2:46.552	45.371	50.749	1:10.432	182.4	26:56.124
9	1	2:51.545	46.051	50.939	1:14.555	181.2	29:47.669
10	1	3:14.392 B	45.474	51.713	1:37.205	185.2	33:02.061

311 Lotus XI 1958
1. Fabien SARRAILH SP2

1	1	3:49.117	1:24.923	1:07.542	1:16.652	78.7	3:49.117
2	1	3:59.984			1:14.781	180.3	7:49.101
3	1	2:54.405	47.672	53.958	1:12.775	179.1	10:43.506
4	1	2:58.698	49.619	55.537	1:13.542	179.4	13:42.204
5	1	2:51.471	47.194	53.285	1:10.992	185.2	16:33.675
6	1	2:50.462	46.680	52.271	1:11.511	184.0	19:24.137
7	1	2:51.320	46.339	52.619	1:12.362	184.6	22:15.457
8	1	2:49.196	46.577	51.452	1:11.167	185.2	25:04.653
9	1	3:17.924	51.665	1:03.195	1:23.064	185.6	28:22.577
10	1	3:17.050	53.946	1:03.129	1:19.975	131.9	31:39.627

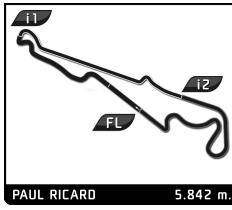
333 Jaguar E-Type 3.8 1961
1. Katarina KYVALOVA GT3
2. Jon MINSHAW

1	2	3:02.257	1:03.917	49.742	1:08.598	86.7	3:02.257
2	2	2:41.816	44.324	48.104	1:09.388	173.6	5:44.073
3	2	2:41.384	44.765	48.509	1:08.110	182.1	8:25.457
4	2	3:13.521 B	44.246	48.187	1:41.088	177.0	11:38.978
5	2	2:57.883	1:00.156	48.495	1:09.232	120.5	14:36.861
6	2	2:41.565	44.389	48.295	1:08.881	189.5	17:18.426
7	2	4:24.716 B	47.738	52.415	2:44.563	175.6	21:43.142
8	1	3:20.663	1:11.347	54.867	1:14.449	91.8	25:03.805
9	1	2:49.884	47.107	50.302	1:12.475	196.0	27:53.689
10	1	2:47.574	46.279	49.588	1:11.707	190.5	30:41.263

344 MG B 1964
1. Bart BLOMMAERT GT2
2. Rikkert LEEMAN

1	1	4:47.960	2:11.930	1:12.944	1:23.086	82.4	4:47.960
2	1	3:01.675	48.888	55.319	1:17.468	171.7	7:49.635
3	1	2:58.020	48.280	53.961	1:15.779	173.6	10:47.655





FIFTIES LEGENDS DIX MILLE TOURS QUALIFYING

Sector Analysis

■ Personal Best
 ■ Session Best
 B Crossing the finish line in pit lane

Lap	D	Time	Sector 1	Sector 2	Sector 3	T. Spd	Elapsed	Lap	D	Time	Sector 1	Sector 2	Sector 3	T. Spd	Elapsed
4	1	3:00.926	48.517	55.869	1:16.540	174.8	13:48.581								
5	1	3:08.935 B	49.886	54.941	1:24.108	160.0	16:57.516								
6	1	4:16.234	2:04.885	54.843	1:16.506	99.0	21:13.750								
7	1	3:01.260	49.729	54.621	1:16.910	155.4	24:15.010								
8	1	2:59.348	49.187	54.196	1:15.965	170.3	27:14.358								
9	1	2:57.993	49.022	53.368	1:15.603	166.2	30:12.351								

600	Lotus XI 1957															
	1. Guillaume PEETERS		SP2													
		2. Guy PEETERS														
1	1	4:04.437	1:45.967	58.789	1:19.681	104.0	4:04.437									
2	1	2:45.534	45.334	50.656	1:09.544	189.1	6:49.971									
3	1	2:43.770	45.030	49.135	1:09.605	195.7	9:33.741									
4	1	2:43.065	44.462	49.324	1:09.279	196.7	12:16.806									
5	1	2:43.490	44.509	49.573	1:09.408	200.0	15:00.296									
6	1	2:44.908	45.173	50.279	1:09.456	197.4	17:45.204									
7	1	4:10.071 B	48.032	50.585	2:31.454	167.7	21:55.275									
8	2	3:11.642	1:10.281	51.713	1:09.648	105.4	25:06.917									
9	2	2:45.393	44.681	50.298	1:10.414	194.9	27:52.310									
10	2	2:45.881	46.003	49.163	1:10.715	190.8	30:38.191									