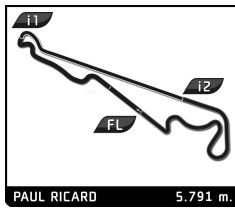


**ENDURANCE RACING LEGENDS**  
**DIX MILLE TOURS**  
**RACE 2**

**Sector Analysis**

Lap D Time Sector 1 Sector 2 Sector 3 T. Spd Elapsed						Lap D Time Sector 1 Sector 2 Sector 3 T. Spd Elapsed					
<b>4</b> Riley & Scott MK III C 2002 1. Xavier MICHERON LMP1B						3 1 2:01.783 36.043 30.464 55.276 260.2 6:27.169					
1 1 2:01.378 38.376 29.992 53.010 2:01.378						4 1 1:59.450 35.377 30.086 53.987 259.0 8:26.619					
2 1 1:56.515 34.805 <b>29.016</b> 52.694 262.1 3:57.893						5 1 1:59.720 35.021 30.116 54.583 259.6 10:26.339					
3 1 1:56.883 34.863 29.094 52.926 260.2 5:54.776						6 1 2:02.095 37.504 30.063 54.528 229.8 12:28.434					
4 1 <b>1:55.915</b> <b>34.679</b> 29.018 <b>52.218</b> 260.2 7:50.691						7 1 2:01.755 36.572 31.169 54.014 235.8 14:30.189					
5 1 1:58.953 34.916 29.266 54.771 259.0 9:49.644						8 1 2:00.899 36.081 30.676 54.142 248.8 16:31.088					
<b>5</b> Aston Martin DBR9 2006 1. Franz WUNDERLICH GT1B						9 1 2:00.045 35.435 30.217 54.393 250.6 18:31.133					
1 1 2:09.659 42.597 31.407 55.655 2:09.659						10 1 2:08.526 <b>B</b> 36.216 30.976 1:01.334 241.6 20:39.659					
2 1 2:03.429 35.876 30.887 56.666 252.9 4:13.088						11 1 3:18.084 1:53.521 30.307 54.256 159.3 23:57.743					
3 1 2:05.336 36.550 31.831 56.955 251.7 6:18.424						12 1 2:00.310 35.744 30.239 54.327 251.7 25:58.053					
4 1 2:03.855 36.335 30.709 56.811 244.3 8:22.279						13 1 1:59.591 35.065 30.565 53.961 260.9 27:57.644					
5 1 2:03.116 36.493 30.798 55.825 255.3 10:25.395						14 1 1:59.792 35.339 30.072 54.381 262.1 29:57.436					
6 1 2:04.823 37.698 30.675 56.450 227.8 12:30.218						15 1 2:01.795 36.417 30.106 55.272 251.7 31:59.231					
7 1 2:04.122 37.084 30.741 56.297 227.4 14:34.340						16 1 1:59.481 35.140 30.652 <b>53.689</b> 259.6 33:58.712					
8 1 2:05.790 36.622 30.737 58.431 242.2 16:40.130						17 1 <b>1:58.567</b> 34.934 <b>29.845</b> 53.788 260.2 35:57.279					
9 1 3:23.985 <b>B</b> 36.135 30.809 2:17.041 233.3 20:04.115						18 1 1:58.567 <b>34.831</b> 29.895 53.841 259.6 37:55.846					
10 1 2:19.957 53.224 31.239 <b>55.494</b> 120.7 22:24.072						19 1 2:01.194 36.056 30.300 54.838 261.5 39:57.040					
11 1 2:02.444 35.602 30.960 55.882 252.9 24:26.516						20 1 2:00.841 35.286 29.992 55.563 258.4 41:57.881					
12 1 2:07.121 37.963 30.756 58.402 239.5 26:33.637											
13 1 <b>2:02.340</b> 35.921 30.872 55.547 257.1 28:35.977											
14 1 2:02.493 <b>35.442</b> <b>30.590</b> 56.461 257.1 30:38.470											
15 1 2:06.918 36.452 33.786 56.680 237.4 32:45.388											
16 1 2:04.294 37.004 31.744 55.546 238.4 34:49.682											
17 1 2:03.910 36.324 30.893 56.693 252.3 36:53.592											
18 1 2:03.591 36.426 31.081 56.084 254.7 38:57.183											
19 1 2:03.824 36.497 30.803 56.524 247.7 41:01.007											
20 1 2:04.504 36.228 31.770 56.506 250.0 43:05.511											
<b>8</b> Porsche 993 GT2 Evo 1999 1. Peter FAIRBAIRN GT2A						<b>14</b> Maserati MC12 GT1 2006 1. Evgeny KIREEV GT1B					
1 1 2:34.785 56.096 34.785 1:03.904 2:34.785						1 1 2:04.212 38.708 30.152 55.352 2:04.212					
2 1 2:19.437 40.970 35.148 1:03.319 224.5 4:54.222						2 1 2:01.436 35.908 29.870 55.658 258.4 4:05.648					
3 1 2:20.246 41.155 34.896 1:04.195 226.9 7:14.468						3 1 2:00.398 36.023 29.920 54.455 259.6 6:06.046					
4 1 2:20.825 41.610 35.161 1:04.054 225.0 9:35.293						4 1 1:59.210 35.112 29.657 54.441 259.6 8:05.256					
5 1 2:21.334 41.838 35.223 1:04.273 220.9 11:56.627						5 1 1:59.503 <b>35.084</b> 29.722 54.697 260.2 10:04.759					
6 1 2:25.694 44.406 36.253 1:05.035 222.2 14:22.321						6 1 2:02.157 36.768 30.339 55.050 252.3 12:06.916					
7 1 2:22.375 42.839 35.801 1:03.735 209.3 16:44.696						7 1 2:01.798 37.102 30.126 54.570 248.3 14:08.714					
8 1 2:28.617 <b>B</b> 41.562 35.537 1:11.518 220.0 19:13.313						8 1 2:01.682 35.628 29.921 56.133 259.0 16:10.396					
9 1 3:41.672 2:01.733 35.800 1:04.139 120.1 22:54.985						9 1 3:09.343 <b>B</b> 35.369 30.243 2:03.731 259.0 19:19.739					
10 1 2:19.154 41.398 34.552 <b>1:03.204</b> 222.7 25:14.139						10 1 2:17.478 51.730 31.149 54.599 156.7 21:37.217					
11 1 2:22.096 41.851 34.937 1:05.308 222.7 27:36.235						11 1 1:59.813 35.350 29.786 54.677 259.6 23:37.030					
12 1 2:20.658 41.560 35.231 1:03.867 220.9 29:56.893						12 1 1:59.714 35.299 <b>29.482</b> 54.933 261.5 25:36.744					
13 1 2:20.972 41.934 34.973 1:04.065 221.8 32:17.865						13 1 2:00.912 35.346 30.939 54.627 262.8 27:37.656					
14 1 2:19.783 41.179 35.180 1:03.424 221.8 34:37.648						14 1 2:01.358 36.857 30.050 54.451 262.1 29:39.014					
15 1 <b>2:18.652</b> <b>40.620</b> 34.674 1:03.358 222.7 36:56.300						15 1 1:59.027 35.154 29.569 54.304 261.5 31:38.041					
16 1 2:18.685 40.741 34.632 1:03.312 220.9 39:14.985						16 1 1:59.114 35.346 29.563 54.205 262.8 33:37.155					
17 1 2:19.786 41.194 34.772 1:03.820 218.2 41:34.771						17 1 1:59.490 35.250 29.588 54.652 264.1 35:36.645					
18 1 2:22.175 41.787 <b>34.504</b> 1:05.884 206.9 43:56.946						18 1 2:00.476 35.966 30.059 54.451 251.7 37:37.121					
<b>10</b> Panaz Esperante GTRI 1998 1. Olivier GALANT GT1A						<b>22</b> Porsche 993 GT2 Evo 1999 1. Sebastian GLASER GT2A					
1 1 2:22.069 53.920 31.773 56.376 2:22.069						1 1 2:12.465 43.593 31.598 57.274 2:12.465					
2 1 2:03.317 36.510 31.065 55.742 255.3 4:25.386						2 1 2:03.517 <b>36.016</b> 31.502 55.999 240.0 4:15.982					
						3 1 2:04.234 36.755 31.635 <b>55.844</b> 240.5 6:20.216					
						4 1 <b>2:03.393</b> 36.383 31.146 55.864 241.6 8:23.609					
						5 1 2:03.754 36.354 31.107 56.293 242.2 10:27.363					
						6 1 2:04.617 37.459 <b>30.982</b> 56.176 227.4 12:31.980					
						7 1 2:04.177 36.817 31.187 56.173 237.9 14:36.157					
						8 1 2:04.399 36.658 31.199 56.542 241.6 16:40.556					
						9 1 2:03.748 36.276 31.338 56.134 248.8 18:44.304					
						10 1 2:05.403 37.561 31.359 56.483 241.6 20:49.707					
						11 1 2:16.055 <b>B</b> 37.162 31.608 1:07.285 240.0 23:05.762					
						12 1 3:19.657 1:51.277 31.611 56.769 139.4 26:25.419					
						13 1 2:05.339 36.669 31.629 57.041 241.6 28:30.758					



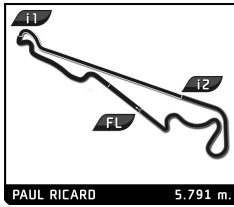
# ENDURANCE RACING LEGENDS

## DIX MILLE TOURS

### RACE 2

#### Sector Analysis

							<span style="color: green;">■</span> Personal Best <span style="color: purple;">■</span> Session Best <span style="color: blue;">■</span> Crossing the finish line in pit lane								
Lap	D	Time	Sector 1	Sector 2	Sector 3	T. Spd	Elapsed	Lap	D	Time	Sector 1	Sector 2	Sector 3	T. Spd	Elapsed
14	1	2:07.109	36.919	31.579	58.611	241.1	30:37.867	4	1	2:11.153	38.988	32.961	59.204	225.9	8:51.273
15	1	2:07.106	36.417	34.174	56.515	241.6	32:44.973	5	1	2:10.554	38.595	32.862	59.097	234.3	11:01.827
16	1	2:07.586	38.005	32.539	57.042	241.1	34:52.559	6	1	2:10.824	39.164	32.444	59.216	234.3	13:12.651
17	1	2:05.262	36.896	31.709	56.657	242.2	36:57.821	7	1	2:09.958	38.671	32.465	58.822	225.5	15:22.609
18	1	2:05.960	37.153	31.945	56.862	240.0	39:03.781	8	1	2:11.414	39.141	33.108	59.165	233.3	17:34.023
19	1	2:04.462	36.746	31.473	56.243	239.5	41:08.243	9	1	2:09.730	38.634	32.496	<span style="color: green;">58.600</span>	234.8	19:43.753
20	1	2:06.419	37.567	31.734	57.118	217.3	43:14.662	10	1	<span style="color: green;">2:09.655</span>	<span style="color: green;">38.160</span>	32.358	59.137	236.8	21:53.408
<b>29</b>	Porsche 996 GT3 RSR 2006						GT2C								
1.Christian TRABER															
2.Nicolas TRABER															
1	2	2:31.592	56.589	33.689	1:01.314		2:31.592	11	1	2:19.399 <span style="color: blue;">B</span>	40.288	32.755	1:06.356	231.3	24:12.807
2	2	2:14.311	40.642	32.452	1:01.217	193.9	4:45.903	12	1	3:57.153	1:59.084	33.812	1:24.257	144.8	28:09.960
3	2	2:11.924	39.583	33.093	59.248	241.6	6:57.827	13	1	2:26.326 <span style="color: blue;">B</span>	39.531	32.653	1:14.142	224.1	30:36.286
4	2	2:08.369	38.068	31.951	58.350	241.6	9:06.196	14	1	4:26.993	2:54.107	32.788	1:00.098	124.9	35:03.279
5	2	<span style="color: green;">2:07.331</span>	37.995	<span style="color: green;">31.611</span>	<span style="color: green;">57.725</span>	240.0	11:13.527	15	1	2:10.369	38.931	32.407	59.031	230.8	37:13.648
6	2	2:12.754	40.923	32.558	59.273	230.8	13:26.281	16	1	2:10.600	38.525	32.431	59.644	233.8	39:24.248
7	2	2:11.556	40.263	31.976	59.317	216.0	15:37.837	17	1	2:10.533	38.734	<span style="color: green;">32.280</span>	59.519	234.3	41:34.781
8	2	2:10.225	39.699	31.737	58.789	215.1	17:48.062	18	1	2:21.528 <span style="color: blue;">B</span>	39.419	32.306	1:09.803	227.8	43:56.309
9	2	2:17.358 <span style="color: blue;">B</span>	39.580	32.016	1:05.762	208.9	20:05.420								
10	1	3:36.046	2:03.500	33.046	59.500	128.1	23:41.466								
11	1	2:11.126	39.014	32.588	59.524	223.6	25:52.592								
12	1	2:10.741	39.356	32.623	58.762	239.5	28:03.333								
13	1	2:09.955	38.686	32.162	59.107	242.7	30:13.288								
14	1	2:08.982	38.003	31.980	58.999	242.7	32:22.270								
15	1	2:09.170	37.944	32.608	58.618	243.2	34:31.440								
16	1	2:09.332	38.315	32.436	58.581	241.1	36:40.772								
17	1	2:08.235	<span style="color: green;">37.584</span>	31.670	58.981	242.7	38:49.007								
18	1	2:09.507	38.417	31.996	59.094	237.4	40:58.514								
19	1	2:10.981	38.126	33.266	59.589	242.2	43:09.495								
<b>35</b>	Porsche 993 GT2 Evo 1999						GT2A								
1.Paul MCLEAN															
1	1	2:16.111	44.837	32.396	58.878		2:16.111	1	1	2:06.280	40.088	30.513	55.679		2:06.280
2	1	<span style="color: green;">2:07.949</span>	<span style="color: green;">37.555</span>	31.689	<span style="color: green;">58.705</span>	247.1	4:24.060	2	1	2:00.408	35.668	30.066	54.674	252.3	4:06.688
3	1	2:10.207	38.201	31.871	1:00.135	246.0	6:34.267	3	1	2:00.210	35.777	30.137	54.296	254.1	6:06.898
4	1	2:08.702	38.212	31.772	58.718	243.8	8:42.969	4	1	2:00.023	35.590	30.212	54.221	254.1	8:06.921
5	1	2:09.958	38.182	<span style="color: green;">31.526</span>	1:00.250	247.1	10:52.927	5	1	2:00.972	35.647	30.310	55.015	252.9	10:07.893
6	1	2:13.885	41.221	32.436	1:00.228	239.5	13:06.812	6	1	2:08.895	40.778	30.997	57.120	215.6	12:16.788
7	1	2:12.466	39.757	32.452	1:00.257	247.1	15:19.278	7	1	2:04.257	38.213	30.397	55.647	240.0	14:21.045
8	1	2:21.632 <span style="color: blue;">B</span>	38.974	32.084	1:10.574	243.8	17:40.910	8	1	2:01.952	37.095	30.056	54.801	228.8	16:22.997
9	1	3:28.280	1:56.719	32.065	59.496	139.9	21:09.190	9	1	2:01.336	35.774	29.855	55.707	247.7	18:24.333
10	1	2:11.326	38.602	32.403	1:00.321	242.7	23:20.516	10	1	3:10.915 <span style="color: blue;">B</span>	35.507	29.929	2:05.479	252.3	21:35.248
11	1	2:09.915	39.002	32.098	58.815	241.1	25:30.431	11	1	2:19.288	52.781	29.900	56.607	157.9	23:54.536
12	1	2:09.618	38.293	32.118	59.207	247.7	27:40.049	12	1	2:00.138	35.625	29.918	54.595	254.7	25:54.674
13	1	2:09.746	38.705	32.127	58.914	241.1	29:49.795	13	1	2:03.757	37.806	31.655	54.296	254.7	27:58.431
14	1	2:10.806	38.922	31.682	1:00.202	238.9	32:00.601	14	1	1:59.995	35.894	30.070	54.031	253.5	29:58.426
15	1	2:10.634	39.645	31.802	59.187	228.3	34:11.235	15	1	2:02.253	36.078	29.986	56.189	248.8	32:00.679
16	1	2:10.302	38.476	31.750	1:00.076	243.2	36:21.537	16	1	1:58.671	34.913	<span style="color: green;">29.697</span>	54.061	256.5	33:59.350
17	1	2:09.533	38.621	31.921	58.991	241.6	38:31.070	17	1	<span style="color: green;">1:58.524</span>	34.763	29.708	54.053	254.7	35:57.874
18	1	2:12.427	39.226	32.501	1:00.700	245.5	40:43.497	18	1	1:59.439	<span style="color: green;">34.711</span>	29.707	55.021	254.1	37:57.313
19	1	2:09.988	38.463	32.200	59.325	238.9	42:53.485	19	1	2:00.883	35.630	32.604	<span style="color: green;">52.649</span>	255.3	39:58.196
<b>38</b>	Porsche 997 GT3 RSR 2009						GT2C								
1.Dominique GUENAT															
1	1	2:18.778	45.426	33.360	59.992		2:18.778	20	1	2:00.231	36.029	30.011	54.191	251.7	41:58.427
2	1	2:11.263	39.486	32.607	59.170	231.8	4:30.041	1	1	2:27.861 <span style="color: blue;">B</span>	42.223	32.341	1:13.297		2:27.861
3	1	2:10.079	38.345	32.607	59.127	234.3	6:40.120	2	1	11:14.281 <span style="color: blue;">B</span>	9:24.807	33.281	1:16.193	114.6	13:42.142
<b>39</b>	Lola B05/40 2005						LMP2B								
1.Pierre-Loup BOCH															
1	1	2:06.280	40.088	30.513	55.679		2:06.280	3	1	6:37.082	5:04.999	33.218	58.865	112.6	20:19.224
2	1	2:00.408	35.668	30.066	54.674	252.3	4:06.688	4	1	2:06.802	37.591	32.147	57.064	232.8	22:26.026
3	1	2:00.210	35.777	30.137	54.296	254.1	6:06.898	5	1	2:05.110	36.947	31.709	56.454	244.9	24:31.136
4	1	2:00.023	35.590	30.212	54.221	254.1	8:06.921	6	1	2:05.457	36.813	31.556	57.088	246.6	26:36.593
5	1	2:00.972	35.647	30.310	55.015	252.9	10:07.893	7	1	2:05.033	37.863	31.499	55.671	236.3	28:41.626
6	1	2:08.895	40.778	30.997	57.120	215.6	12:16.788	8	1	2:03.544	36.297	31.229	56.018	243.2	30:45.170
7	1	2:04.257	38.213	30.397	55.647	240.0	14:21.045	9	1	2:08.358	37.857	33.349	57.152	248.8	32:53.528
8	1	2:01.952	37.095	30.056	54.801	228.8	16:22.997	10	1	2:06.304	37.353	32.022	56.929	247.7	34:59.832
9	1	2:01.336	35.774	29.855	55.707	247.7	18:24.333	11	1	2:02.963	36.120	31.158	55.685	247.7	37:02.795
10	1	3:10.915 <span style="color: blue;">B</span>	35.507	29.929	2:05.479	252.3	21:35.248	12	1	<span style="color: green;">2:02.473</span>	<span style="color: green;">35.808</span>	31.324	55.341	247.1	39:05.268
11	1	2:19.288	52.781	29.900	56.607	157.9	23:54.536	13	1	2:03.288	36.089	31.144	56.055	246.0	41:08.556
12	1	2:00.138	35.625	29.918	54.595	254.7	25:54.674	14	1	2:02.574	36.292	<span style="color: green;">31.093</span>	<span style="color: green;">55.189</span>	244.3	43:11.130
13	1	2:03.757	37.806	31.655	54.296	254.7	27:58.431								
14	1	1:59.995	35.894	30.070	54.031	253.5	29:58.426								
15	1	2:02.253	36.078	29.986	56.189	248.8	32:00.679								
16	1	1:58.671	34.913	<span style="color: green;">29.697</span>	54.061	256.5	33:59.350								
17	1	<span style="color: green;">1:58.524</span>	34.763	29.708	54.053	254.7	35:57.874								
18	1	1:59.439	<span style="color: green;">34.711</span>	29.707	55.021	254.1	37:57.313								
19	1	2:00.883	35.630	32.604	<span style="color: green;">52.649</span>	255.3	39:58.196								
20	1	2:00.231	36.029	30.011	54.191	251.7	41:58.427								
<b>40</b>	Ford GT 2010						GT1B								
1.Philippe SCEMAMA															
1	1	2:27.861 <span style="color: blue;">B</span>	42.223	32.341	1:13.297		2:27.861	1	1	2:27.861 <span style="color: blue;">B</span>	42.223	32.341	1:13.297		2:27.861
2	1	11:14.281 <span style="color: blue;">B</span>	9:24.807	33.281	1:16.193	114.6	13:42.142	2	1	6:37.082	5:04.999	33.218	58.865	112.6	20:19.224
3	1	6:37.082	5:04.999	33.218	58.865	112.6	20:19.224	3	1	2:06.802	37.591	32.147	57.064	232.8	22:26.026
4	1	2:06.802	37.591	32.147	57.064	232.8	22:26.026	4	1	2:05.110	36.947	31.709	56.454	244.9	24:31.136
5	1	2:05.110	36.947	31.709	56.4										



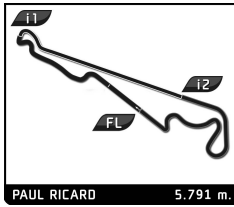
# ENDURANCE RACING LEGENDS

## DIX MILLE TOURS

### RACE 2

#### Sector Analysis

							<span style="color: green;">■</span> Personal Best <span style="color: purple;">■</span> Session Best <span style="color: blue;">■</span> Crossing the finish line in pit lane								
Lap	D	Time	Sector 1	Sector 2	Sector 3	T. Spd	Elapsed	Lap	D	Time	Sector 1	Sector 2	Sector 3	T. Spd	Elapsed
<b>43</b> Lotus Elise GT1 1997															
1. Loris HEZEMANS							GT1A								
2. Mike HEZEMANS															
1	2	2:02.101	37.647	30.283	54.171		2:02.101	4	2	2:02.925	36.481	30.380	56.064	250.6	8:21.653
2	2	<span style="color: green;">1:58.190</span>	34.832	<span style="color: green;">29.454</span>	53.904	268.7	4:00.291	5	2	2:02.945	36.206	30.549	56.190	254.7	10:24.598
3	2	1:59.645	<span style="color: green;">34.788</span>	30.035	54.822	267.3	5:59.936	6	2	2:04.837	37.363	30.349	57.125	253.5	12:29.435
4	2	1:58.470	34.984	29.650	<span style="color: green;">53.836</span>	270.0	7:58.406	7	2	2:02.832	37.012	30.399	55.421	252.3	14:32.267
5	2	1:58.794	35.077	29.648	54.069	262.1	9:57.200	8	2	2:02.599	36.562	30.273	55.764	252.9	16:34.866
6	2	2:02.025	37.418	30.071	54.536	248.8	11:59.225	9	2	2:01.448	35.886	30.249	<span style="color: green;">55.313</span>	257.1	18:36.314
7	2	2:03.577	39.153	30.093	54.331	226.9	14:02.802	10	2	2:02.343	36.250	30.102	55.991	257.1	20:38.657
8	2	3:08.385 <span style="color: blue;">B</span>	35.841	31.109	2:01.435	255.9	17:11.187	11	2	2:13.818 <span style="color: blue;">B</span>	36.697	30.750	1:06.371	255.3	22:52.475
9	2	2:18.525	53.636	30.219	54.670	157.4	19:29.712	12	1	4:06.289	2:30.978	32.955	1:02.356	119.9	26:58.764
10	2	2:00.834	35.424	30.280	55.130	259.6	21:30.546	13	1	2:12.147	39.017	32.351	1:00.779	238.4	29:10.911
11	2	1:59.736	35.597	30.109	54.030	256.5	23:30.282	14	1	2:13.651	38.517	32.517	1:02.617	249.4	31:24.562
12	2	2:02.403	35.741	31.161	55.501	265.4	25:32.685	15	1	2:11.330	38.488	32.341	1:00.501	248.8	33:35.892
13	2	2:02.929	36.191	31.075	55.663	252.9	27:35.614	16	1	2:12.269	38.723	32.480	1:01.066	243.2	35:48.161
14	2	2:03.117	36.252	30.892	55.973	252.3	29:38.731	17	1	2:11.793	38.297	32.117	1:01.379	248.8	37:59.954
15	2	2:02.391	36.152	30.700	55.539	252.9	31:41.122	18	1	2:13.023	38.609	32.584	1:01.830	244.9	40:12.977
16	2	2:01.866	35.864	30.942	55.060	250.6	33:42.988	19	1	2:10.415	38.342	32.110	59.963	248.3	42:23.392
17	2	2:00.736	35.332	30.505	54.899	254.1	35:43.724								
18	2	2:01.891	35.327	30.746	55.818	251.2	37:45.615								
19	2	2:04.934	35.848	31.389	57.697	252.3	39:50.549								
20	2	2:42.907	36.778	36.647	1:29.482	231.8	42:33.456								
<b>44</b> Riley & Scott Mk III 1996															
1. Jean-Marie MULLER							LMP1A								
1	1	2:07.775	41.556	<span style="color: green;">30.171</span>	<span style="color: green;">56.048</span>		2:07.775								
2	1	<span style="color: green;">2:04.275</span>	36.999	31.016	56.260	246.0	4:12.050								
<b>45</b> Lola-MG EX257 2002															
1. Lionel BOCH							LMP2B								
1	1	2:06.653	40.791	30.340	55.522		2:06.653								
2	1	2:02.465	36.526	30.155	55.784	227.4	4:09.118								
3	1	2:01.233	36.377	29.947	54.909	237.4	6:10.351								
4	1	2:00.589	35.756	29.735	55.098	254.7	8:10.940								
5	1	2:00.557	35.900	29.917	54.740	251.7	10:11.497								
6	1	2:05.844	39.272	30.140	56.432	243.2	12:17.341								
7	1	2:05.162	39.476	30.559	55.127	227.8	14:22.503								
8	1	2:01.572	37.066	29.890	54.616	226.4	16:24.075								
9	1	2:02.601	36.391	29.788	56.422	254.1	18:26.676								
10	1	3:15.426 <span style="color: blue;">B</span>	36.438	29.931	2:09.057	247.1	21:42.102								
11	1	2:20.203	55.680	29.744	54.779	124.4	24:02.305								
12	1	2:00.555	36.121	29.855	54.579	255.3	26:02.860								
13	1	2:04.248	36.219	30.207	57.822	244.9	28:07.108								
14	1	2:00.570	36.179	29.666	54.725	257.1	30:07.678								
15	1	1:59.577	35.681	29.479	54.417	253.5	32:07.255								
16	1	1:59.347	35.566	<span style="color: green;">29.304</span>	54.477	220.4	34:06.602								
17	1	<span style="color: green;">1:58.665</span>	<span style="color: green;">35.226</span>	30.032	<span style="color: green;">53.407</span>	260.2	36:05.267								
18	1	1:59.190	35.709	29.529	53.952	246.6	38:04.457								
19	1	2:01.150	35.727	29.797	55.626	252.9	40:05.607								
20	1	2:01.650	36.231	30.577	54.842	237.4	42:07.257								
<b>50</b> Porsche 996 RSR TT AL-1 2006															
1. Michael FÖVENY							GT1B								
2. Stefan ROITMAYER															
1	2	2:14.957	46.906	31.040	57.011		2:14.957								
2	2	<span style="color: green;">2:01.258</span>	<span style="color: green;">35.686</span>	<span style="color: green;">30.047</span>	55.525	257.1	4:16.215								
3	2	2:02.513	35.819	30.272	56.422	255.9	6:18.728								
<b>51</b> Cannibal Chevrolet IMSA 1998															
1. Edouard DEGUEMP							LMP1A								
1	1	2:26.023	51.366	33.102	1:01.555		2:26.023								
2	1	2:11.360	39.166	32.309	59.885	220.0	4:37.383								
3	1	2:11.174	38.875	32.704	59.595	221.8	6:48.557								
4	1	2:10.001	<span style="color: green;">38.198</span>	31.799	1:00.004	234.8	8:58.558								
5	1	<span style="color: green;">2:09.283</span>	39.220	<span style="color: green;">31.365</span>	<span style="color: green;">58.698</span>	215.6	11:07.841								
6	1	2:13.417	41.277	31.899	1:00.241	224.1	13:21.258								
7	1	2:12.464	41.488	32.023	58.953	177.0	15:33.722								
8	1	2:19.422 <span style="color: blue;">B</span>	39.712	32.172	1:07.538	194.6	17:53.144								
9	1	3:38.485	2:03.885	33.123	1:01.477	122.4	21:31.629								
10	1	2:14.556	41.649	32.525	1:00.382	206.1	23:46.185								
11	1	2:12.183	39.609	32.976	59.598	206.9	25:58.368								
12	1	2:11.990	39.820	32.033	1:00.137	206.1	28:10.358								
13	1	2:14.887	41.189	33.004	1:00.694	209.3	30:25.245								
14	1	2:13.869	39.781	33.194	1:00.894	204.5	32:39.114								
15	1	2:26.139	42.174	37.153	1:06.812	194.6	35:05.253								
16	1	2:24.769	44.694	36.054	1:04.021	189.1	37:30.022								
17	1	2:25.764	43.289	35.700	1:06.775	195.7	39:55.786								
18	1	2:23.058	42.825	34.380	1:05.853	198.5	42:18.844								
<b>55</b> TVR Tuscan T400R 2003															
1. Matthew HOLBEN							GT2B								
1	1	2:29.382	53.564	33.937	1:01.881		2:29.382								
2	1	2:16.563	40.421	33.626	1:02.516	215.6	4:45.945								
3	1	2:16.530	41.042	33.832	1:01.656	216.9	7:02.475								
4	1	2:17.394	41.372	33.750	1:02.272	212.6	9:19.869								
5	1	2:18.366	41.240	34.394	1:02.732	195.7	11:38.235								
6	1	2:17.406	42.712	33.709	1:00.985	188.2	13:55.641								
7	1	2:24.288 <span style="color: blue;">B</span>	41.067	33.841	1:09.380	215.1	16:19.929								
8	1	3:35.115	2:00.892	33.734	1:00.489	123.6	19:55.044								
9	1	2:13.573	40.055	33.527	59.991	212.2	22:08.617								
10	1	<span style="color: green;">2:12.773</span>	40.058	<span style="color: green;">33.067</span>	<span style="color: green;">59.648</span>	216.0	24:21.390								
11	1	2:18.983	<span style="color: green;">39.863</span>	33.771	1:05.349	221.3	26:40.373								
<b>59</b> Porsche 993 GT2 Evo 1999															
1. Rémi TERRAIL							GT2A								
2. Jürg AEBERHARD															
1	2	2:11.217	43.133	31.844	56.240		2:11.217								
2	2	2:03.659	36.407	31.275	55.977	237.4	4:14.876								
3	2	2:04.775	36.471	31.488	56.816	236.8	6:19.651								



# ENDURANCE RACING LEGENDS

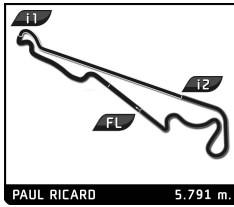
## DIX MILLE TOURS

### RACE 2

#### Sector Analysis

Lap	D	Time	Sector 1	Sector 2	Sector 3	T. Spd	Elapsed	Lap	D	Time	Sector 1	Sector 2	Sector 3	T. Spd	Elapsed
4	2	2:03.427	<b>36.259</b>	31.216	55.952	236.3	8:23.078	17	1	2:17.971	40.691	36.180	1:01.100	220.4	40:09.837
5	2	2:03.396	36.367	31.322	55.707	237.4	10:26.474	18	1	2:15.554	40.568	33.684	1:01.302	214.7	42:25.391
6	2	2:04.575	37.683	31.407	55.485	238.4	12:31.049	<div style="border: 1px solid black; padding: 5px;"> <b>75</b> Porsche 997 GT3 RSR 2009                      1. Lee MAXTED-PAGE GT2C                 </div>							
7	2	2:04.440	36.879	31.231	56.330	237.9	14:35.489	<div style="border: 1px solid black; padding: 5px;"> <b>76</b> Porsche 996 GT3-RSR 2005                      1. Jean-Lou RIHON GT2C                      2. Nick PADMORE                 </div>							
8	2	2:03.708	36.303	<b>31.133</b>	56.272	237.9	16:39.197	1	1	2:48.689 <b>B</b>	48.274	<b>42.586</b>	1:17.829		2:48.689
9	2	<b>2:02.838</b>	36.338	31.146	<b>55.354</b>	237.9	18:42.035	1	1	2:17.717	45.149	33.286	59.282		2:17.717
10	2	2:11.272 <b>B</b>	36.821	31.199	1:03.252	237.4	20:53.307	2	1	2:09.569	38.714	32.157	58.698	231.3	4:27.286
11	1	4:31.655	3:00.016	32.905	58.734	116.1	25:24.962	3	1	2:08.089	37.924	31.719	58.446	241.1	6:35.375
12	1	2:10.246	38.698	32.139	59.409	234.3	27:35.208	4	1	2:09.767	38.448	32.064	59.255	241.1	8:45.142
13	1	2:11.604	39.221	32.637	59.746	234.8	29:46.812	5	1	2:09.719	38.033	32.182	59.504	241.6	10:54.861
14	1	2:09.038	38.272	32.354	58.412	236.3	31:55.850	6	1	2:12.389	40.577	32.139	59.673	241.6	13:07.250
15	1	2:07.645	37.989	32.057	57.599	237.9	34:03.495	7	1	2:10.139	38.927	32.294	58.918	238.9	15:17.389
16	1	2:09.143	37.935	31.968	59.240	236.3	36:12.638	8	1	2:09.532	38.567	32.000	58.965	238.4	17:26.921
17	1	2:07.597	38.039	31.760	57.798	231.8	38:20.235	9	1	2:09.447	38.711	31.869	58.867	239.5	19:36.368
18	1	2:07.166	37.730	32.030	57.406	236.8	40:27.401	10	1	2:18.785 <b>B</b>	38.314	32.017	1:08.454	239.5	21:55.153
19	1	2:07.795	37.546	31.973	58.276	236.3	42:35.196	11	2	3:50.110	2:20.892	31.722	57.496	147.7	25:45.263
<div style="border: 1px solid black; padding: 5px;"> <b>63</b> Chevrolet Corvette C6 ZR1 2010                      1. John EMBERSON GT2C                      2. Nigel GREENSALL                 </div>								<div style="border: 1px solid black; padding: 5px;"> <b>82</b> Lola B2K/40 2002                      1. Gilles PETIT LMP2B                 </div>							
1	1	2:20.510	47.453	33.148	59.909		2:20.510	1	1	2:30.842	52.788	34.551	1:03.503		2:30.842
2	1	2:11.542	39.448	32.927	59.167	227.4	4:32.052	2	1	2:18.320	40.648	34.115	1:03.557	190.1	4:49.162
3	1	2:11.136	38.643	32.876	59.617	221.3	6:43.188	3	1	2:15.416	40.202	33.650	1:01.564	213.9	7:04.578
4	1	2:11.185	39.008	32.975	59.202	231.8	8:54.373	4	1	2:15.372	39.881	33.277	1:02.214	207.7	9:19.950
5	1	2:10.133	38.732	32.828	58.573	227.4	11:04.506	5	1	2:17.806	40.807	33.786	1:03.213	207.7	11:37.756
6	1	2:11.853	40.379	33.210	58.264	206.1	13:16.359	6	1	2:16.842	42.251	32.797	1:01.794	181.5	13:54.598
7	1	2:10.603	39.760	32.485	58.358	216.0	15:26.962	7	1	2:19.748	41.096	33.299	1:05.353	201.9	16:14.346
8	1	3:43.608 <b>B</b>	39.306	32.827	2:31.475	214.7	19:10.570	8	1	4:20.893 <b>B</b>	40.794	33.535	3:06.564	204.9	20:35.239
9	2	2:21.943	53.146	32.039	56.758	142.3	21:32.513	9	1	2:34.589	57.478	33.434	1:03.677	133.5	23:09.828
10	2	2:06.800	37.273	32.403	57.124	236.8	23:39.313	10	1	2:12.577	40.861	32.568	<b>59.148</b>	204.9	25:22.405
11	2	2:06.456	37.574	31.883	56.999	236.8	25:45.769	11	1	<b>2:10.780</b>	38.901	32.331	59.548	212.2	27:33.185
12	2	2:05.111	36.992	31.565	56.554	238.4	27:50.880	12	1	2:14.453	40.150	32.387	1:01.916	213.4	29:47.638
13	2	2:04.781	36.552	31.657	56.572	237.4	29:55.661	13	1	2:14.413	<b>38.841</b>	<b>32.271</b>	1:03.301	207.7	32:02.051
14	2	2:05.365	36.539	31.714	57.112	238.9	32:01.026	14	1	3:17.332 <b>B</b>	47.482	57.578	1:32.272	149.4	35:19.383
15	2	2:05.132	37.537	31.507	56.088	238.9	34:06.158	<div style="border: 1px solid black; padding: 5px;"> <b>84</b> Porsche 996 GT3 RS 2001                      1. Théodore MARIS GT2B                      2. Achille MARIS                 </div>							
16	2	2:04.838	36.644	31.538	56.656	239.5	36:10.996	1	2	2:33.639	55.506	34.872	1:03.261		2:33.639
17	2	2:03.946	36.667	31.566	55.713	241.1	38:14.942	2	2	2:16.876	40.296	34.317	1:02.263	220.9	4:50.515
18	2	<b>2:03.601</b>	<b>36.455</b>	<b>31.488</b>	<b>55.658</b>	237.4	40:18.543	3	2	2:16.137	40.303	34.399	1:01.435	222.2	7:06.652
19	2	2:05.053	36.777	31.593	56.683	238.4	42:23.596	4	2	2:15.679	39.869	34.198	1:01.612	224.5	9:22.331
<div style="border: 1px solid black; padding: 5px;"> <b>64</b> Porsche 996 GT3-R 2000                      1. Richard HYWEL EVANS GT2B                 </div>								<div style="border: 1px solid black; padding: 5px;"> <b>84</b> Porsche 996 GT3 RS 2001                      1. Théodore MARIS GT2B                      2. Achille MARIS                 </div>							
1	1	2:25.751	49.908	34.105	1:01.738		2:25.751	5	2	2:15.691	39.583	33.519	1:02.589	213.4	11:38.022
2	1	2:18.071	41.678	33.858	1:02.535	211.8	4:43.822	6	2	2:16.918	41.030	33.776	1:02.112	194.2	13:54.940
3	1	2:17.883	41.229	34.023	1:02.631	224.1	7:01.705	7	2	2:18.897	41.477	33.800	1:03.620	218.2	16:13.837
4	1	2:17.538	41.810	33.616	1:02.112	223.6	9:19.243	8	2	2:15.087	40.564	33.460	1:01.063	224.1	18:28.924
5	1	2:17.347	41.172	34.097	1:02.078	208.1	11:36.590	9	2	2:20.235 <b>B</b>	40.229	33.769	1:06.237	224.1	20:49.159
6	1	2:17.636	41.999	33.868	1:01.769	207.7	13:54.226								
7	1	2:16.554	40.840	33.539	1:02.175	215.1	16:10.780								
8	1	2:15.460	40.600	33.418	1:01.442	214.7	18:26.240								
9	1	2:21.071 <b>B</b>	40.279	33.694	1:07.098	220.4	20:47.311								
10	1	3:33.902	1:59.434	33.737	<b>1:00.731</b>	137.1	24:21.213								
11	1	<b>2:14.136</b>	<b>39.586</b>	33.254	1:01.296	220.4	26:35.349								
12	1	2:14.907	40.365	33.726	1:00.816	222.2	28:50.256								
13	1	2:14.652	39.963	<b>33.130</b>	1:01.559	213.0	31:04.908								
14	1	2:15.528	40.490	33.521	1:01.517	210.1	33:20.436								
15	1	2:14.768	40.289	33.279	1:01.200	220.9	35:35.204								
16	1	2:16.662	39.866	34.436	1:02.360	220.0	37:51.866								





# ENDURANCE RACING LEGENDS

## DIX MILLE TOURS

### RACE 2

#### Sector Analysis

■ Personal Best   
 ■ Session Best   
 ■ Crossing the finish line in pit lane

Lap	D	Time	Sector 1	Sector 2	Sector 3	T. Spd	Elapsed	Lap	D	Time	Sector 1	Sector 2	Sector 3	T. Spd	Elapsed							
18	1	2:12.947	39.746	32.958	1:00.243	231.8	41:00.967	10	1	2:14.433	37.508	32.029	1:04.896	234.3	21:36.608							
19	1	2:12.562	38.990	33.032	1:00.540	227.8	43:13.529	11	1	3:24.783	1:54.928	32.366	57.489	138.6	25:01.391							
<b>115</b> Porsche 996 GT3-RSR 2005 1. Marc DEVIS 2. Mathias DEVIS GT2C								12								1	2:06.766	37.357	32.109	57.300	237.9	27:08.157
1								1	2:18.974	47.151	32.575	59.248		2	1	2:09.063	38.938	32.195	57.930	232.8	4:28.037	
2								1	2:07.920	37.628	31.881	58.411	236.8	3	1	2:07.920	37.628	31.881	58.411	236.8	6:35.957	
3								1	2:08.435	38.233	32.052	58.150	235.8	4	1	2:08.435	38.233	32.052	58.150	235.8	8:44.392	
4								1	2:07.515	37.431	32.015	58.069	234.8	5	1	2:07.515	37.431	32.015	58.069	234.8	10:51.907	
5								1	2:08.322	38.755	31.936	57.631	225.5	6	1	2:08.322	38.755	31.936	57.631	225.5	13:00.229	
6								1	2:08.256	39.319	31.895	57.042	222.7	7	1	2:08.256	39.319	31.895	57.042	222.7	15:08.485	
7								1	2:07.421	38.220	31.901	57.300	230.3	8	1	2:07.421	38.220	31.901	57.300	230.3	17:15.906	
8								1	2:15.707	37.993	31.828	1:05.886	226.4	9	1	2:15.707	37.993	31.828	1:05.886	226.4	19:31.613	
9								2	3:38.510	2:05.098	32.985	1:00.427	116.6	23:10.123	10	2	3:38.510	2:05.098	32.985	1:00.427	116.6	23:10.123
10								2	2:10.347	38.141	32.623	59.583	225.0	25:20.470	11	2	2:10.347	38.141	32.623	59.583	225.0	25:20.470
11								2	2:09.915	38.117	32.414	59.384	235.3	27:30.385	12	2	2:09.915	38.117	32.414	59.384	235.3	27:30.385
12								2	2:09.861	38.108	32.392	59.361	234.3	29:40.246	13	2	2:09.861	38.108	32.392	59.361	234.3	29:40.246
<b>132</b> Lamborghini Diablo GT1 1995 1. Andrew DONALDSON INV								1								1	2:26.464	53.197	33.059	1:00.208		2:26.464
2								1	2:12.269	40.010	32.138	1:00.121	198.2	4:38.733	2	1	2:12.269	40.010	32.138	1:00.121	198.2	4:38.733
3								1	2:11.617	39.079	32.042	1:00.496	222.2	6:50.350	3	1	2:11.617	39.079	32.042	1:00.496	222.2	6:50.350
4								1	2:17.925	40.147	32.153	1:05.625	222.7	9:08.275	4	1	2:17.925	40.147	32.153	1:05.625	222.7	9:08.275
<b>159</b> Porsche 993 GT2 1995 1. Jean-Louis BONNET GT2A								1								1	2:38.476	57.866	34.432	1:06.178		2:38.476
2								1	2:24.430	42.575	35.060	1:06.795	221.8	5:02.906	2	1	2:24.430	42.575	35.060	1:06.795	221.8	5:02.906
3								1	2:26.618	43.911	35.712	1:06.995	209.7	7:29.524	3	1	2:26.618	43.911	35.712	1:06.995	209.7	7:29.524
4								1	2:25.135	43.639	34.944	1:06.552	209.7	9:54.659	4	1	2:25.135	43.639	34.944	1:06.552	209.7	9:54.659
5								1	2:25.228	44.901	34.655	1:05.672	184.9	12:19.887	5	1	2:25.228	44.901	34.655	1:05.672	184.9	12:19.887
6								1	2:23.523	43.613	35.062	1:04.848	195.3	14:43.410	6	1	2:23.523	43.613	35.062	1:04.848	195.3	14:43.410
7								1	2:30.376	44.709	35.525	1:10.142	193.5	17:13.786	7	1	2:30.376	44.709	35.525	1:10.142	193.5	17:13.786
8								1	3:50.009	2:09.217	35.399	1:05.393	122.0	21:03.795	8	1	3:50.009	2:09.217	35.399	1:05.393	122.0	21:03.795
9								1	2:21.677	43.044	35.176	1:03.457	202.6	23:25.472	9	1	2:21.677	43.044	35.176	1:03.457	202.6	23:25.472
10								1	2:23.044	43.760	34.635	1:04.649	210.5	25:48.516	10	1	2:23.044	43.760	34.635	1:04.649	210.5	25:48.516
11								1	2:19.509	41.709	34.498	1:03.302	224.1	28:08.025	11	1	2:19.509	41.709	34.498	1:03.302	224.1	28:08.025
12								1	2:22.370	43.215	34.531	1:04.624	204.2	30:30.395	12	1	2:22.370	43.215	34.531	1:04.624	204.2	30:30.395
13								1	2:23.117	42.566	35.757	1:04.794	214.3	32:53.512	13	1	2:23.117	42.566	35.757	1:04.794	214.3	32:53.512
14								1	2:20.958	42.488	34.592	1:03.878	213.9	35:14.470	14	1	2:20.958	42.488	34.592	1:03.878	213.9	35:14.470
15								1	2:21.756	42.337	34.860	1:04.559	212.2	37:36.226	15	1	2:21.756	42.337	34.860	1:04.559	212.2	37:36.226
16								1	2:21.967	42.216	34.956	1:04.795	212.2	39:58.193	16	1	2:21.967	42.216	34.956	1:04.795	212.2	39:58.193
17								1	2:24.717	42.400	36.745	1:05.572	217.7	42:22.910	17	1	2:24.717	42.400	36.745	1:05.572	217.7	42:22.910
<b>190</b> Ferrari F430 GTC Evo 2009 1. Pierre EHRET GT2C								1								1	2:16.760	44.764	33.120	58.876		2:16.760
2								1	2:07.832	37.638	32.188	58.006	237.9	4:24.592	2	1	2:07.832	37.638	32.188	58.006	237.9	4:24.592
3								1	2:08.943	39.002	32.165	57.776	237.9	6:33.535	3	1	2:08.943	39.002	32.165	57.776	237.9	6:33.535
4								1	2:06.472	37.376	32.192	56.904	238.4	8:40.007	4	1	2:06.472	37.376	32.192	56.904	238.4	8:40.007
5								1	2:06.997	37.344	32.030	57.623	237.4	10:47.004	5	1	2:06.997	37.344	32.030	57.623	237.4	10:47.004
6								1	2:12.877	42.455	33.029	57.393	235.3	12:59.881	6	1	2:12.877	42.455	33.029	57.393	235.3	12:59.881
7								1	2:08.199	39.318	31.987	56.894	222.7	15:08.080	7	1	2:08.199	39.318	31.987	56.894	222.7	15:08.080
8								1	2:07.378	38.142	31.985	57.251	233.3	17:15.458	8	1	2:07.378	38.142	31.985	57.251	233.3	17:15.458
9								1	2:06.717	37.678	32.083	56.956	234.3	19:22.175	9	1	2:06.717	37.678	32.083	56.956	234.3	19:22.175