

ENDURANCE RACING LEGENDS

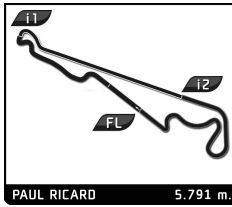
DIX MILLE TOURS

QUALIFYING 2

Sector Analysis

Personal Best Session Best B Crossing the finish line in pit lane

Lap	D	Time	Sector 1	Sector 2	Sector 3	T. Spd	Elapsed	Lap	D	Time	Sector 1	Sector 2	Sector 3	T. Spd	Elapsed
4	Riley & Scott MK III C 2002 1.Xavier MICHERON LMP1B							1	1	3:20.318	1:51.141	32.575	56.602	111.3	3:20.318
	2	1	2:07.690	37.810	33.558	56.322	239.5	5:28.008							
	3	1	2:20.198	37.803	40.505	1:01.890	248.8	7:48.206							
	4	1	2:15.931	40.291	33.754	1:01.886	209.7	10:04.137							
	5	1	2:15.430	39.388	29.723	1:06.319	194.6	12:19.567							
	6	2	6:56.053	5:31.908	30.169	53.976	132.4	19:15.620							
	7	2	1:59.975	36.027	31.325	52.623	244.3	21:15.595							
	8	2	2:03.635	37.813	30.836	54.986	244.9	23:19.230							
	9	2	1:57.501	34.782	30.301	52.418	247.1	25:16.731							
	10	2	1:59.981	34.441	30.408	55.132	237.4	27:16.712							
	11	2	1:58.428	34.941	30.732	52.755	246.6	29:15.140							
12	2	2:18.423	34.154	30.633	1:13.636	248.3	31:33.563								
5	Aston Martin DBR9 2006 1.Franz WUNDERLICH GT1B							1	2	3:52.287	47.410	30.380	2:34.497	117.1	3:52.287
	2	1	2:04.853	36.628	31.083	57.142	248.8	6:40.815							
	3	1	6:24.976	36.073	30.997	5:17.906	250.6	13:05.791							
	4	1	2:22.331	55.151	31.418	55.762	121.5	15:28.122							
	5	1	2:02.744	37.841	30.618	54.285	248.3	17:30.866							
	6	1	2:01.125	35.030	30.145	55.950	254.7	19:31.991							
	7	1	2:02.319	35.969	29.998	56.352	237.4	21:34.310							
	8	1	4:15.210	37.605	31.951	3:05.654	248.3	25:49.520							
	9	1	2:22.113	56.458	30.505	55.150	122.6	28:11.633							
	10	1	2:00.946	35.735	30.501	54.710	254.7	30:12.579							
	11	1	2:02.009	35.242	30.504	56.263	257.1	32:14.588							
12	1	2:02.406	35.971	30.500	55.935	254.1	34:16.994								
13	1	2:01.297	35.570	30.367	55.360	255.9	36:18.291								
14	1	2:10.363	39.163	32.653	58.547	241.1	38:28.654								
15	1	2:00.196	35.270	30.259	54.667	253.5	40:28.850								
8	Porsche 993 GT2 Evo 1999 1.Peter FAIRBAIRN GT2A							1	1	19:10.324	...	45.257	1:10.956	103.3	19:10.324
	2	1	2:39.256	59.267	35.763	1:04.226	110.7	2:39.256							
	3	1	2:18.512	40.812	34.470	1:03.230	222.7	4:57.768							
	4	1	2:18.549	40.099	34.715	1:03.735	225.0	7:16.317							
	5	1	2:17.861	40.223	34.578	1:03.060	223.6	9:34.178							
	6	1	2:18.563	40.956	34.119	1:03.488	225.0	11:52.741							
	7	1	2:17.227	40.210	34.312	1:02.705	225.0	14:09.968							
	8	1	2:16.739	40.169	34.353	1:02.217	218.2	16:26.707							
	9	1	2:35.994	42.899	34.482	1:18.613	225.0	19:02.701							
	10	1	3:24.390	1:45.765	34.723	1:03.902	114.4	22:27.091							
	11	1	2:16.279	39.932	34.526	1:01.821	220.4	24:43.370							
12	1	2:17.793	40.255	34.242	1:03.296	224.5	27:01.163								
13	1	2:50.243	39.821	47.129	1:23.293	224.1	29:51.406								
10	Panoz Esperante GTR1 1998 1.Olivier GALANT GT1A							1	1	5:52.412	4:31.585	28.820	52.007	166.4	5:52.412
	2	1	1:55.255	34.320	28.876	52.059	262.1	7:47.667							
	3	1	1:56.972	34.818	29.883	52.271	259.6	9:44.639							
	4	1	1:55.488	34.061	28.652	52.775	260.9	11:40.127							
	5	1	1:55.079	34.473	28.750	51.856	260.9	13:35.206							
	6	1	1:55.055	33.832	28.578	52.645	259.6	15:30.261							
7	1	2:05.895	35.275	28.877	1:01.743	255.3	17:36.156								
8	2	5:17.518	3:57.195	29.253	51.070	158.8	22:53.674								
9	2	1:52.294	32.857	28.593	50.844	262.1	24:45.968								
10	2	1:52.155	34.082	28.568	49.505	262.8	26:38.123								
11	2	1:51.074	32.773	28.684	49.617	262.8	28:29.197								
12	2	1:52.235	33.280	28.426	50.529	264.1	30:21.432								
13	2	2:08.748	37.367	29.944	1:01.437	264.7	32:30.180								
13	Courage C60 2002 1.Erik MARIS LMP1B 2.Eric HELARY							1	1	2:07.690	37.810	33.558	56.322	239.5	5:28.008
	2	1	2:20.198	37.803	40.505	1:01.890	248.8	7:48.206							

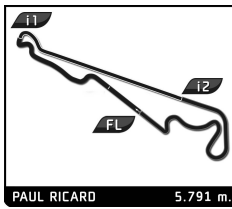


ENDURANCE RACING LEGENDS DIX MILLE TOURS QUALIFYING 2

Sector Analysis

Personal Best Session Best B Crossing the finish line in pit lane

Lap	D	Time	Sector 1	Sector 2	Sector 3	T. Spd	Elapsed	Lap	D	Time	Sector 1	Sector 2	Sector 3	T. Spd	Elapsed		
38	Porsche 997 GT3 RSR 2009 1. Dominique GUENAT GT2C							6	1	5:12.142	B	36.269	30.491	4:05.382	255.9	16:57.468	
	1	10:27.914	8:54.377	33.514	1:00.023	114.2	10:27.914	7	1	2:26.679	59.686	30.215	56.778	125.3	19:24.147		
	2	2:13.444	39.707	34.264	59.473	211.4	12:41.358	8	1	2:07.337	37.497	30.824	59.016	244.9	21:31.484		
	3	2:09.104	38.630	32.334	58.140	231.3	14:50.462	9	1	2:08.526	38.983	31.172	58.371	248.8	23:40.010		
	4	2:17.986	B	38.054	32.932	1:07.000	235.8	17:08.448	10	1	2:05.432	37.464	30.216	57.752	247.1	25:45.442	
	5	2:19.277	B	38.660	32.013	1:08.604	236.3	19:27.915	11	1	3:33.019	B	36.337	30.686	2:25.996	252.3	29:18.461
	6	1:21.344	38.287	32.276	1:01.781	234.3	25:45.424	12	1	2:19.833	54.419	29.962	55.452	127.2	31:38.294		
	7	2:12.344	38.287	32.276	1:01.781	234.3	25:45.424	13	1	1:59.890	35.745	29.508	54.637	257.1	33:38.184		
	8	1:57.832	34.402	29.761	53.669	250.0	19:37.117										
	9	2:03.831	35.586	31.134	57.111	251.2	23:40.646										
	10	2:00.464	35.973	30.015	54.476	251.2	25:41.110										
	11	2:00.388	35.373	30.286	54.729	253.5	27:41.498										
	12	3:06.709	B	35.221	29.884	2:01.604	252.3	30:48.207									
	13	2:18.207	55.638	29.597	52.972	158.4	33:06.414										
	14	1:58.578	34.077	30.582	53.919	251.2	35:04.992										
	15	1:56.834	33.628	29.779	53.427	248.3	37:01.826										
	16	2:12.192	49.204	29.971	53.017	252.3	39:14.018										
39	Lola B05/40 2005 1. Pierre-Loup BOCH LMP2B																
	1	3:04.490					3:04.490										
	2	2:02.830					5:07.320										
	3	2:58.122	B				8:05.442										
	4	3:06.441					11:11.883										
	5	4:05.479	B				15:17.362										
	6	2:21.923	57.312	30.107	54.504	151.9	17:39.285										
	7	1:57.832	34.402	29.761	53.669	250.0	19:37.117										
	8	1:59.698	34.242	31.511	53.945	253.5	21:36.815										
	9	2:03.831	35.586	31.134	57.111	251.2	23:40.646										
	10	2:00.464	35.973	30.015	54.476	251.2	25:41.110										
	11	2:00.388	35.373	30.286	54.729	253.5	27:41.498										
	12	3:06.709	B	35.221	29.884	2:01.604	252.3	30:48.207									
	13	2:18.207	55.638	29.597	52.972	158.4	33:06.414										
	14	1:58.578	34.077	30.582	53.919	251.2	35:04.992										
	15	1:56.834	33.628	29.779	53.427	248.3	37:01.826										
	16	2:12.192	49.204	29.971	53.017	252.3	39:14.018										
43	Lotus Elise GT1 1997 1. Loris HEZEMANS GT1A 2. Mike HEZEMANS							1	1	3:35.298	1:56.147	36.641	1:02.510	116.6	3:35.298		
	1	3:23.611	B	50.614	31.575	2:01.422	122.3	3:23.611	2	1	2:14.791	40.091	33.255	1:01.445	212.2	5:50.089	
	2	2:20.584	54.357	30.661	55.566	152.1	5:44.195	3	1	2:11.972	39.318	32.224	1:00.430	216.4	8:02.061		
	3	2:02.275	36.643	29.618	56.014	241.1	7:46.470	4	1	2:12.452	39.489	32.692	1:00.271	242.7	10:14.513		
	4	2:00.260	35.312	30.403	54.545	266.7	9:46.730	5	1	2:11.587	38.783	32.601	1:00.203	221.3	12:26.100		
	5	5:20.628	B	34.697	29.392	4:16.539	264.7	15:07.358	6	1	2:12.336	39.599	32.768	59.969	209.7	14:38.436	
	6	2:26.329	58.896	30.663	56.770	142.5	17:33.687	7	1	2:10.670	38.382	32.017	1:00.271	213.4	16:49.106		
	7	2:15.554	34.811	29.169	54.574	261.5	19:32.241	8	1	2:16.429	38.770	32.831	1:04.828	210.9	19:05.535		
	8	3:36.452	B	34.569	29.152	2:32.731	265.4	23:08.693	9	1	2:12.427	39.648	32.384	1:00.395	204.5	21:17.962	
	9	4:59.140	B	58.070	35.821	3:25.249	146.3	28:07.833	10	1	2:12.385	39.962	32.976	59.447	220.4	23:30.347	
	10	2:15.026	52.663	29.311	53.052	141.5	30:22.859	11	1	2:10.327	38.352	31.999	59.976	220.9	25:40.674		
	11	1:53.760	33.439	28.696	51.625	273.4	32:16.619	12	1	2:12.224	39.406	32.615	1:00.203	184.6	27:52.898		
	12	1:57.163	34.317	29.381	53.465	272.0	34:13.782	13	1	2:09.793	39.155	32.063	58.575	212.2	30:02.691		
								14	1	2:11.710	38.716	33.168	59.826	225.5	32:14.401		
								15	1	2:10.404	38.889	32.282	59.233	205.7	34:24.805		
								16	1	2:11.595	38.913	32.296	1:00.386	211.4	36:36.400		
								17	1	2:11.342	38.664	32.535	1:00.143	213.4	38:47.742		
								18	1	2:11.753	38.509	33.261	59.983	215.1	40:59.495		
44	Riley & Scott Mk III 1996 1. Jean-Marie MULLER LMP1A																
	1	3:13.131	1:43.239	32.093	57.799	95.7	3:13.131										
	2	2:09.480	38.326	31.701	59.453	238.4	5:22.611										
	3	2:07.673	39.111	30.347	58.215	255.9	7:30.284										
	4	2:05.562	37.027	30.151	58.384	256.5	9:35.846										
	5	2:09.480	38.021	31.562	59.897	234.3	11:45.326										
45	Lola-MG EX257 2002 1. Lionel BOCH LMP2B							1	1	3:02.460	1:29.081	31.633	1:01.746	109.4	3:02.460		
	1	3:02.460	1:29.081	31.633	1:01.746	109.4	3:02.460	2	1	2:03.026	36.164	30.125	56.737	244.3	5:05.486		
	2	2:03.026	36.164	30.125	56.737	244.3	5:05.486	3	1	2:02.389	36.533	29.692	56.164	248.3	7:07.875		
	3	2:02.389	36.533	29.692	56.164	248.3	7:07.875	4	1	2:06.317	38.009	31.906	56.402	262.1	9:14.192		
	4	2:06.317	38.009	31.906	56.402	262.1	9:14.192	5	1	2:00.275	35.753	29.627	54.895	247.1	11:14.467		
	5	2:00.275	35.753	29.627	54.895	247.1	11:14.467	6	1	2:01.010	35.342	29.405	56.263	255.9	13:15.477		
	6	2:01.010	35.342	29.405	56.263	255.9	13:15.477	7	1	2:01.690	35.661	29.983	56.046	246.6	15:17.167		
	7	2:01.690	35.661	29.983	56.046	246.6	15:17.167	8	1	2:01.325	35.996	30.054	55.275	260.2	17:18.492		
	8	2:01.325	35.996	30.054	55.275	260.2	17:18.492	9	1	3:50.635	B	36.517	30.261	2:43.857	235.3	21:09.127	
	9	3:50.635	B	36.517	30.261	2:43.857	235.3	21:09.127	10	1	2:31.013	1:02.266	30.818	57.929	131.5	23:40.140	
	10	2:31.013	1:02.266	30.818	57.929	131.5	23:40.140	11	1	2:00.358	36.069	29.563	54.726	262.1	25:40.498		
	11	2:00.358	36.069	29.563	54.726	262.1	25:40.498	12	1	2:00.103	35.345	29.616	55.142	258.4	27:40.601		
	12	2:00.103	35.345	29.616	55.142	258.4	27:40.601	13	1	1:58.218	34.826	29.705	53.687	262.8	29:38.819		
	13	1:58.218	34.826	29.705	53.687	262.8	29:38.819	14	1	1:59.811	35.378	29.339	55.094	260.9	31:38.630		
	14	1:59.811	35.378	29.339	55.094	260.9	31:38.630	15	1	1:59.957	36.092	29.430	54.435	236.3	33:38.587		
	15	1:59.957	36.092	29.430	54.435	236.3	33:38.587	16	1	2:02.192	36.66						



ENDURANCE RACING LEGENDS

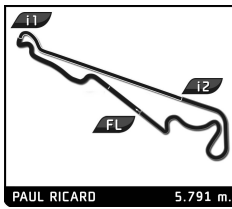
DIX MILLE TOURS

QUALIFYING 2

Sector Analysis

■ Personal Best ■ Session Best B Crossing the finish line in pit lane

Lap	D	Time	Sector 1	Sector 2	Sector 3	T. Spd	Elapsed	Lap	D	Time	Sector 1	Sector 2	Sector 3	T. Spd	Elapsed
4	1	2:14.586	40.197	34.518	59.871	222.7	10:16.114	3	1	3:04.571	1:29.533	34.754	1:00.284	134.7	9:59.362
5	1	4:54.087 B	39.274	33.926	3:40.887	223.1	15:10.201	4	1	2:16.462	39.869	33.362	1:03.231	227.4	12:15.824
6	1	4:11.849	2:33.520	35.754	1:02.575	108.3	19:22.050	5	1	2:13.879	39.814	33.049	1:01.016	225.0	14:29.703
7	1	2:14.549	40.298	32.930	1:01.321	212.2	21:36.599	6	1	2:12.013	39.267	32.922	59.824	221.8	16:41.716
8	1	2:12.132	39.549	33.065	59.518	222.7	23:48.731	7	1	2:13.786	39.802	33.932	1:00.052	226.4	18:55.502
9	1	2:10.928	38.763	33.040	59.125	225.0	25:59.659	8	1	2:11.780	38.962	32.855	59.963	228.3	21:07.282
10	1	2:10.641	38.818	32.876	58.947	220.4	28:10.300	9	1	2:12.287	38.976	33.693	59.618	228.3	23:19.569
11	1	2:21.882 B	39.532	34.039	1:08.311	223.1	30:32.182	10	1	2:11.693	38.790	33.161	59.742	227.8	25:31.262
59 Porsche 993 GT2 Evo 1999 1. Rémi TERRAIL GT2A 2. Jürg AEBERHARD								75 Porsche 997 GT3 RSR 2009 1. Lee MAXTED-PAGE GT2C							
1	1	3:29.500	1:50.553	37.340	1:01.607	94.4	3:29.500	1	1	7:09.536	5:34.341	34.326	1:00.869	79.6	7:09.536
2	1	2:09.510	38.192	32.988	58.330	232.8	5:39.010	2	1	2:12.649	39.236	32.885	1:00.528	221.3	9:22.185
3	1	2:08.953	37.901	32.466	58.586	234.8	7:47.963	3	1	2:42.050 B	43.920	33.760	1:24.370	198.9	12:04.235
4	1	2:07.521	38.149	32.098	57.274	231.8	9:55.484	76 Porsche 996 GT3-RSR 2005 1. Jean-Lou RIHON GT2C 2. Nick PADMORE							
5	1	2:06.402	37.596	32.023	56.783	231.8	12:01.886	1	1	2:54.562	1:15.844	35.596	1:03.122	85.4	2:54.562
6	1	2:07.781	37.422	31.847	58.512	231.8	14:09.667	2	1	2:11.621	37.984	32.437	1:01.200	237.9	5:06.183
7	1	2:07.736	37.650	32.493	57.593	229.3	16:17.403	3	1	2:14.982 B	37.193	31.574	1:06.215	241.1	7:21.165
8	1	2:05.908	37.639	31.571	56.698	227.8	18:23.311	4	2	4:24.929	2:55.153	31.794	57.982	144.0	11:46.094
9	1	2:24.377 B	38.468	32.393	1:13.516	225.5	20:47.688	5	2	2:14.236 B	36.914	31.186	1:06.136	238.9	14:00.330
10	2	4:30.690	3:01.102	32.222	57.366	91.8	25:18.378	6	1	4:17.155	2:44.642	32.871	59.642	125.3	18:17.485
11	2	2:01.710	35.996	30.886	54.828	238.9	27:20.088	7	1	2:10.304	38.617	31.976	59.711	238.4	20:27.789
12	2	2:01.227	35.774	30.881	54.572	236.3	29:21.315	8	1	2:10.932	38.852	31.849	1:00.231	238.4	22:38.721
13	2	2:25.568 B	38.224	34.042	1:13.302	238.4	31:46.883	9	1	2:10.507	38.445	32.382	59.680	238.9	24:49.228
60 Kailer K II / Chevron B71 1998 1. Marc JULLY LMP1A								10	1	2:09.698	38.285	31.869	59.544	240.5	26:58.926
1	1	3:10.759	1:36.845	33.025	1:00.889	111.5	3:10.759	11	1	2:09.783	38.263	32.120	59.400	240.5	29:08.709
2	1	2:06.936	37.710	31.519	57.707	232.8	5:17.695	12	1	2:11.250	38.648	32.168	1:00.434	241.1	31:19.959
3	1	2:05.710	37.730	31.211	56.769	239.5	7:23.405	13	1	2:09.404	38.322	32.256	58.826	241.1	33:29.363
4	1	2:04.618	36.661	31.085	56.872	245.5	9:28.023	14	1	2:08.594	38.503	31.801	58.290	238.9	35:37.957
5	1	2:04.846	37.005	30.915	56.926	236.8	11:32.869	15	1	2:50.833 B	48.568	38.751	1:23.514	213.9	38:28.790
6	1	2:05.038	36.785	30.953	57.300	235.3	13:37.907	82 Lola B2K/40 2002 1. Gilles PETIT LMP2B							
7	1	2:53.473 B	37.870	46.172	1:29.431	225.9	16:31.380	1	1	4:43.268	2:59.323	35.689	1:08.256	98.2	4:43.268
63 Chevrolet Corvette C6 ZR1 2010 1. John EMBERSON GT2C 2. Nigel GREENSALL								2	1	2:20.076	41.968	34.239	1:03.869	204.2	7:03.344
1	1	3:07.723	1:22.900	37.812	1:07.011	121.1	3:07.723	3	1	2:18.147	41.157	33.958	1:03.032	216.4	9:21.491
2	1	2:17.225	43.081	33.447	1:00.697	197.8	5:24.948	4	1	2:14.161	39.263	32.624	1:02.274	223.1	11:35.652
3	1	2:12.210	39.781	32.566	59.863	219.5	7:37.158	5	1	5:14.944 B	39.715	32.596	4:02.633	209.3	16:50.596
4	1	2:23.923	39.206	45.021	59.696	220.4	10:01.081	6	1	2:40.628	1:01.499	37.426	1:01.703	121.3	19:31.224
5	1	2:13.920	39.613	32.713	1:01.594	210.9	12:15.001	7	1	2:12.603	39.672	32.902	1:00.029	229.8	21:43.827
6	1	2:12.523	40.021	32.814	59.688	214.3	14:27.524	8	1	10:40.005 B	38.625	34.124	9:27.256	231.8	32:23.832
7	1	2:12.373	39.671	33.051	59.651	215.6	16:39.897	84 Porsche 996 GT3 RS 2001 1. Théodore MARIS GT2B 2. Achille MARIS							
8	1	2:14.104	40.644	34.042	59.418	216.0	18:54.001	1	1	3:06.351	1:21.839	36.815	1:07.697	89.6	3:06.351
9	1	2:10.227	39.012	32.572	58.643	224.5	21:04.228	2	1	2:23.615	45.854	34.915	1:02.846	188.8	5:29.966
10	1	2:10.788	38.953	32.872	58.963	218.6	23:15.016	3	1	2:16.157	40.836	34.042	1:01.279	221.8	7:46.123
11	1	4:12.191 B	40.490	32.967	2:58.734	227.8	27:27.207	4	1	2:15.987	41.585	33.879	1:00.523	208.9	10:02.110
12	2	2:28.375	58.105	31.927	58.343	119.9	29:55.582								
13	2	2:05.518	37.179	31.884	56.455	236.3	32:01.100								
14	2	2:03.580	36.538	31.570	55.472	234.8	34:04.680								
15	2	2:03.383	36.116	31.447	55.820	234.3	36:08.063								
64 Porsche 996 GT3-R 2000 1. Richard HYWEL EVANS GT2B															
1	1	4:25.741	2:45.239	36.865	1:03.637	111.7	4:25.741								
2	1	2:29.050 B	41.405	33.894	1:13.751	216.4	6:54.791								



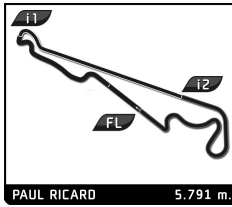
ENDURANCE RACING LEGENDS

DIX MILLE TOURS

QUALIFYING 2

Sector Analysis

Personal Best							Session Best							B Crossing the finish line in pit lane										
Lap	D	Time	Sector 1	Sector 2	Sector 3	T. Spd	Elapsed	Lap	D	Time	Sector 1	Sector 2	Sector 3	T. Spd	Elapsed	Lap	D	Time	Sector 1	Sector 2	Sector 3	T. Spd	Elapsed	
88 Aston Martin DBR9 2006 1. Philip KADOORIE GT1B																								
1	1	2:13.113	47.032	31.064	55.017	111.6	2:13.113	2	1	2:03.602	36.168	29.986	57.448	246.0	4:16.715	3	1	1:58.701	35.204	30.019	53.478	255.9	6:15.416	
4	1	1:58.709	35.078	29.878	53.753	257.1	8:14.125	5	1	4:14.837 B	37.401	29.966	3:07.470	208.1	12:28.962	6	1	2:19.097	52.499	31.433	55.165	151.0	14:48.059	
7	1	1:59.826	34.375	29.866	55.585	254.7	16:47.885	8	1	2:06.024	35.468	32.511	58.045	257.1	18:53.909	9	1	2:03.194	36.781	32.684	53.729	257.1	20:57.103	
10	1	1:59.603	35.486	30.001	54.116	255.3	22:56.706	11	1	4:04.247 B	39.464	31.930	2:52.853	256.5	27:00.953	12	1	2:15.663	52.766	29.857	53.040	153.8	29:16.616	
13	1	1:59.894	34.628	30.738	54.528	257.8	31:16.510	14	1	1:57.177	34.268	29.732	53.177	256.5	33:13.687									
89 Porsche 997 GT3 R 2010 1. Paul PHILLIPS INV																								
1	1	3:04.683	1:20.865	37.037	1:06.781	87.9	3:04.683	2	1	2:17.884	42.307	33.171	1:02.406	188.2	5:22.567	3	1	2:12.205	40.376	32.485	59.344	222.7	7:34.772	
4	1	2:14.314	38.963	32.884	1:02.467	225.0	9:49.086	5	1	2:45.173 B	43.615	35.959	1:25.599	174.8	12:34.259	6	1	3:34.761	1:53.780	36.332	1:04.649	106.0	16:09.020	
7	1	2:13.074	39.870	32.852	1:00.352	227.4	18:22.094	8	1	2:10.616	39.132	32.680	58.804	227.4	20:32.710	9	1	2:10.430	38.717	32.285	59.428	234.8	22:43.140	
10	1	2:10.627	38.784	32.518	59.325	226.9	24:53.767	11	1	2:47.764 B	45.934	38.492	1:23.338	189.8	27:41.531									
90 Lola B2K/40 2002 1. Olivier HUEZ LMP2B																								
1	1	9:28.032	7:35.238	43.156	1:09.638	75.7	9:28.032	2	1	2:26.532	42.765	36.573	1:07.194	203.4	11:54.564	3	1	2:23.028	41.682	35.991	1:05.355	212.2	14:17.592	
4	1	2:20.419	40.602	35.289	1:04.528	223.1	16:38.011	5	1	2:27.708	42.109	38.757	1:06.842	216.4	19:05.719	6	1	2:20.244	42.625	35.167	1:02.452	203.8	21:25.963	
7	1	2:23.986	42.963	35.990	1:05.033	225.9	23:49.949	8	1	2:18.012	39.788	34.867	1:03.357	225.0	26:07.961	9	1	2:18.427	42.894	34.534	1:00.999	212.2	28:26.388	
10	1	2:14.651	39.690	34.359	1:00.602	225.9	30:41.039																	
92 TVR Tuscan T400R 2003 1. Jason CLEGG GT2B																								
1	1	3:24.612	1:41.744	37.583	1:05.285	98.8	3:24.612	2	1	2:21.222	40.136	36.409	1:04.677	224.5	5:45.834	3	1	2:13.757	38.836	33.080	1:01.841	224.5	7:59.591	
4	1	2:12.090	39.036	33.651	59.403	228.3	10:11.681	5	1	2:10.158	38.047	33.069	59.042	227.8	12:21.839	6	1	2:09.469	38.116	32.584	58.769	229.8	14:31.308	
7	1	2:10.855	39.212	32.932	58.711	225.9	16:42.163	8	1	2:31.057	39.589	36.752	1:14.716	219.5	19:13.220	9	1	2:16.758	39.838	37.005	59.915	228.3	21:29.978	
10	1	2:17.997	39.582	37.899	1:00.516	220.9	23:47.975	11	1	2:09.044	37.967	33.069	58.008	229.8	25:57.019	12	1	2:08.301	37.486	32.736	58.079	230.3	28:05.320	
13	1	2:40.420 B	41.360	42.399	1:16.661	212.6	30:45.740																	
97 Marcos LM500 1994 1. Stephen KEATING GT2A																								
1	1	4:17.872	2:29.739	37.435	1:10.698	100.7	4:17.872	2	1	2:29.957	45.475	37.147	1:07.335	200.4	6:47.829	3	1	2:37.531	48.013	40.355	1:09.163	209.7	9:25.360	
4	1	2:24.304	42.193	35.906	1:06.205	213.0	11:49.664	5	1	2:24.806	42.677	37.383	1:04.746	213.4	14:14.470	6	1	2:25.358	42.532	36.566	1:06.260	212.6	16:39.828	
7	1	2:40.050 B	44.589	35.975	1:19.486	208.1	19:19.878	8	1	3:40.482	2:01.568	35.764	1:03.150	119.5	23:00.360	9	1	2:20.608	41.442	35.768	1:03.398	215.1	25:20.968	
10	1	2:19.122	40.696	35.558	1:02.868	216.9	27:40.090	11	1	2:19.173	40.990	35.532	1:02.651	217.3	29:59.263	12	1	2:21.773	41.533	35.848	1:04.392	217.7	32:21.036	
13	1	2:20.258	42.789	35.374	1:02.095	218.2	34:41.294	14	1	2:20.097	41.161	35.431	1:03.505	216.4	37:01.391	15	1	2:19.427	41.625	35.297	1:02.505	216.9	39:20.818	
16	1	2:44.779 B	40.712	35.016	1:29.051	216.9	42:05.597																	
99 Porsche 996 GT3-RS 2001 1. Simon EVANS GT2B																								
1	1	2:31.051	59.254	33.143	58.654	123.1	2:31.051	2	1	2:09.876	38.721	32.444	58.711	229.3	4:40.927	3	1	2:09.241	38.136	32.087	59.018	234.3	6:50.168	
4	1	2:27.721 B	40.716	35.120	1:11.885	223.1	9:17.889	5	1	3:49.167	2:16.169	32.515	1:00.483	126.2	13:07.056	6	1	2:09.725	38.527	32.209	58.989	231.8	15:16.781	
7	1	2:08.180	38.056	32.015	58.109	228.8	17:24.961	8	1	2:19.009 B	37.967	31.926	1:09.116	232.8	19:43.970	9	1	3:40.355	2:07.774	32.478	1:00.103	70.4	23:24.325	
10	1	2:07.740	38.144	32.021	57.575	233.8	25:32.065	11	1	2:18.680 B	38.691	32.360	1:07.629	209.7	27:50.745									
115 Porsche 996 GT3-RSR 2005 1. Marc DEVIS 2. Mathias DEVIS GT2C																								
1	1	2:34.263	1:00.788	33.885	59.590	110.5	2:34.263	2	1	2:09.606	38.079	32.400	59.127	224.5	4:43.869									



ENDURANCE RACING LEGENDS

DIX MILLE TOURS

QUALIFYING 2

Sector Analysis

							■ Personal Best ■ Session Best ■ B Crossing the finish line in pit lane								
Lap	D	Time	Sector 1	Sector 2	Sector 3	T. Spd	Elapsed	Lap	D	Time	Sector 1	Sector 2	Sector 3	T. Spd	Elapsed
132 Lamborghini Diablo GT1 1995 1. Andrew DONALDSON GT1A															
1	1	3:17.529	1:42.379	34.887	1:00.263	106.3	3:17.529								
2	1	2:40.359	39.360	1:01.037	59.962	220.4	5:57.888								
3	1	2:11.565	38.889	32.630	1:00.046	222.7	8:09.453								
4	1	2:27.598 B	39.614	33.338	1:14.646	226.4	10:37.051								
5	1	9:12.921 B	7:09.118	46.542	1:17.261	81.4	19:49.972								
6	1	4:01.780 B	1:55.143	43.574	1:23.063	106.3	23:51.752								
144 Lucchini SR2 2004 1. Gianluigi CANDIANI LMP2B 2. Frédéric ROUVIER															
1	2	29:57.606	...	32.787	54.602	122.0	29:57.606								
2	2	2:00.060	35.887	31.229	52.944	238.4	31:57.666								
3	2	1:59.399	35.403	31.130	52.866	235.8	33:57.065								
4	2	2:01.188	36.157	31.627	53.404	236.8	35:58.253								
5	2	1:59.585	35.433	31.261	52.891	235.3	37:57.838								
159 Porsche 993 GT2 1995 1. Jean-Louis BONNET GT2A															
1	1	4:17.424	2:22.614	40.457	1:14.353	95.4	4:17.424								
2	1	2:30.079	45.248	36.249	1:08.582	211.8	6:47.503								
3	1	2:25.100	42.883	35.689	1:06.528	218.6	9:12.603								
4	1	2:24.087	41.906	34.567	1:07.614	220.4	11:36.690								
5	1	2:23.451	42.847	34.765	1:05.839	212.6	14:00.141								
6	1	2:24.941	43.481	35.601	1:05.859	212.2	16:25.082								
7	1	2:23.296	42.756	35.939	1:04.601	203.8	18:48.378								
8	1	2:22.108	41.749	35.673	1:04.686	215.1	21:10.486								
9	1	2:46.941 B	43.558	38.979	1:24.404	211.8	23:57.427								
10	1	4:40.181	2:59.939	35.321	1:04.921	111.7	28:37.608								
11	1	2:20.987	43.046	34.248	1:03.693	221.8	30:58.595								
12	1	2:21.385	42.058	34.682	1:04.645	213.0	33:19.980								
13	1	2:21.523	41.741	35.223	1:04.559	218.6	35:41.503								
14	1	2:20.693	42.007	34.691	1:03.995	219.5	38:02.196								
15	1	2:20.367	41.649	34.408	1:04.310	220.9	40:22.563								
160 Porsche 993 GT2 Evo 1999 1. Paul HOWELLS GT2A															
1	1	3:03.975	1:11.907	42.103	1:09.965	84.0	3:03.975								
2	1	2:30.952	49.420	36.215	1:05.317	171.2	5:34.927								
3	1	2:19.869	41.363	34.847	1:03.659	220.9	7:54.796								
4	1	2:30.923	46.386	38.034	1:06.503	183.4	10:25.719								
190 Ferrari F430 GTC Evo 2009 1. Pierre EHRET GT2C															
1	1	2:53.414	1:20.061	33.821	59.532	116.3	2:53.414								
2	1	2:08.512	38.890	32.392	57.230	235.3	5:01.926								
3	1	2:08.216	37.297	32.352	58.567	237.4	7:10.142								
4	1	2:17.545 B	37.919	32.129	1:07.497	232.8	9:27.687								
5	1	5:31.045	3:57.860	33.845	59.340	115.6	14:58.732								
6	1	2:07.961	37.861	32.024	58.076	234.3	17:06.693								
7	1	2:07.870	37.769	33.219	56.882	236.3	19:14.563								
8	1	2:04.812	36.814	31.928	56.070	238.4	21:19.375								
9	1	2:06.181	38.318	32.033	55.830	237.9	23:25.556								
10	1	2:05.940	37.672	31.465	56.803	236.3	25:31.496								
11	1	2:07.412	38.272	32.199	56.941	238.4	27:38.908								
12	1	2:06.962	37.490	32.960	56.512	238.4	29:45.870								
13	1	2:04.925	37.063	31.649	56.213	237.9	31:50.795								
14	1	2:04.672	36.935	31.676	56.061	238.4	33:55.467								
15	1	2:19.872 B	38.384	32.978	1:08.510	236.8	36:15.339								
16	1	3:09.815	1:38.069	31.784	59.962	134.7	39:25.154								
17	1	2:06.485	38.151	31.835	56.499	236.8	41:31.639								
311 Porsche 996 GT3-RSR 2003 1. Heiko OSTMANN GT2B															
1	1	3:22.815	1:38.697	38.394	1:05.724	89.2	3:22.815								
2	1	2:19.878	40.850	36.260	1:02.768	218.6	5:42.693								
3	1	2:15.428	40.202	33.839	1:01.387	220.0	7:58.121								
4	1	2:16.298	40.137	33.828	1:02.333	217.7	10:14.419								
5	1	9:02.835 B	40.571	33.760	7:48.504	210.1	19:17.254								
6	1	6:31.404 B	1:07.693	48.476	4:35.235	100.3	25:48.658								
7	1	2:41.439	1:03.341	35.349	1:02.749	112.9	28:30.097								
8	1	2:14.667	39.942	33.720	1:01.005	228.3	30:44.764								
9	1	2:14.472	39.971	33.757	1:00.744	225.5	32:59.236								
10	1	2:14.326	39.562	33.910	1:00.854	221.3	35:13.562								
11	1	2:13.872	39.975	33.544	1:00.353	208.1	37:27.434								
12	1	2:15.642	39.941	33.867	1:01.834	222.7	39:43.076								
13	1	2:13.875	39.396	33.591	1:00.888	226.9	41:56.951								