

ENDURANCE RACING LEGENDS

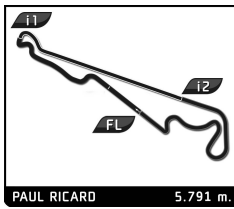
DIX MILLE TOURS

QUALIFYING 1

Sector Analysis

■ Personal Best
 ■ Session Best
 ■ Crossing the finish line in pit lane

Lap	D	Time	Sector 1	Sector 2	Sector 3	T. Spd	Elapsed	Lap	D	Time	Sector 1	Sector 2	Sector 3	T. Spd	Elapsed
4 Riley & Scott MK III C 2002 LMP1B															
1.Xavier MICHERON															
2.Aaron SCOTT															
1	2	3:34.109	2:04.025	31.760	58.324	93.4	3:34.109	1	2	4:50.702	2:47.287	52.243	1:11.172	109.6	4:50.702
2	2	2:05.479	39.072	29.645	56.762	226.4	5:39.588	2	2	2:25.118B	36.830	36.861	1:11.427	220.0	7:15.820
3	2	2:01.597	36.456	31.001	54.140	261.5	7:41.185	3	1	7:43.259	6:07.518	36.029	59.712	104.7	14:59.079
4	2	1:56.510	35.147	29.152	52.211	262.1	9:37.695	4	1	2:06.661	38.313	32.244	56.104	203.8	17:05.740
5	2	4:25.156B	35.107	29.645	3:20.404	264.7	14:02.851	5	1	2:25.425B	43.022	33.975	1:08.428	197.4	19:31.165
6	1	2:31.784	1:04.133	31.013	56.638	126.8	16:34.635	6	1	6:00.509	4:24.791	36.507	59.211	124.0	25:31.674
7	1	2:01.941	38.453	29.344	54.144	266.0	18:36.576	7	1	2:21.845B	36.726	29.876	1:15.243	244.9	27:53.519
8	1	1:57.111	34.930	29.035	53.146	264.7	20:33.687	8	1	5:03.693	3:08.099	29.181	1:26.413	141.2	32:57.212
9	1	1:57.760	35.791	28.752	53.217	257.1	22:31.447	9	1	2:05.952	40.796	29.847	55.309	211.4	35:03.164
10	1	1:59.154	35.451	28.822	54.881	259.6	24:30.601	10	1	2:26.194	40.671	41.535	1:03.988	197.8	37:29.358
11	1	1:56.196	34.971	28.494	52.731	264.1	26:26.797	11	1	1:59.174	35.984	29.453	53.737	252.9	39:28.532
12	1	2:35.426	34.008	1:04.061	57.357	264.7	29:02.223	12	1	2:23.030	43.637	39.917	59.476	172.0	41:51.562
13	1	1:53.220	33.873	28.455	50.892	264.7	30:55.443								
14	1	6:10.420B	33.196	1:12.484	4:24.740	264.7	37:05.863								
15	1	2:12.620	52.662	28.444	51.514	159.1	39:18.483								
16	1	1:52.416	33.531	28.413	50.472	266.0	41:10.899								
5 Aston Martin DBR9 2006 GT1B															
1.Franz WUNDERLICH															
1	1	6:45.616B	2:20.946	35.243	3:49.427	99.9	6:45.616	1	1	6:35.361B	1:50.800	36.477	4:08.084	149.4	6:35.361
2	1	2:29.093	58.860	31.821	58.412	103.8	9:14.709	2	1	2:19.091	54.548	30.031	54.512	151.7	8:54.452
3	1	2:08.750	39.784	31.629	57.337	185.2	11:23.459	3	1	2:11.974	47.708	29.899	54.367	259.0	11:06.426
4	1	2:08.112	39.937	31.059	57.116	238.9	13:31.571	4	1	2:02.304	35.938	29.922	56.444	259.6	13:08.730
5	1	2:03.766	36.453	30.428	56.885	216.9	15:35.337	5	1	2:00.433	35.182	29.353	55.898	257.1	15:09.163
6	1	7:16.816B	36.350	32.381	6:08.085	254.7	22:52.153	6	1	1:57.767	34.843	29.120	53.804	259.0	17:06.930
7	1	2:36.183	55.916	43.669	56.598	112.7	25:28.336	7	1	4:55.209B	47.298	30.063	3:37.848	259.6	22:02.139
8	1	3:40.295B	35.260	31.943	2:33.092	248.3	29:08.631	8	1	2:15.201	51.580	29.896	53.725	156.1	24:17.340
9	1	2:18.000	51.795	30.467	55.738	135.3	31:26.631	9	1	1:58.112	34.313	29.463	54.336	260.2	26:15.452
10	1	2:51.291	1:02.295	53.260	55.736	123.4	34:17.922	10	1	2:28.340	34.283	42.137	1:11.920	260.9	28:43.792
11	1	1:59.614	34.955	30.012	54.647	255.9	36:17.536	11	1	1:56.926	34.645	29.261	53.020	258.4	30:40.718
12	1	1:59.544	34.801	30.099	54.644	254.7	38:17.080	12	1	4:38.672B	34.588	45.479	3:18.605	261.5	35:19.390
8 Porsche 993 GT2 Evo 1999 GT2A															
1.Peter FAIRBAIRN															
1	1	6:58.989	5:13.051	37.785	1:08.153	90.2	6:58.989	1	1	19:17.855	...	51.363	1:11.627	94.2	19:17.855
2	1	2:24.890	43.246	35.092	1:06.552	209.3	9:23.879	2	1	2:16.602	41.355	36.312	58.935	173.6	21:34.457
3	1	2:21.462	41.523	34.694	1:05.245	226.9	11:45.341	3	1	2:05.021	36.388	32.091	56.542	241.6	23:39.478
4	1	2:28.009	45.725	37.120	1:05.164	223.6	14:13.350	4	1	2:04.010	36.302	31.527	56.181	240.5	25:43.488
5	1	2:37.422B	41.118	34.234	1:22.070	225.0	16:50.772	5	1	2:35.213B	36.113	31.288	1:27.812	241.1	28:18.701
6	1	3:40.599	2:01.557	34.831	1:04.211	78.8	20:31.371								
7	1	2:18.410	40.969	33.967	1:03.474	224.1	22:49.781								
8	1	2:30.979	43.123	42.660	1:05.196	225.9	25:20.760								
9	1	2:33.375	40.060	35.247	1:18.068	223.1	27:54.135								
10	1	2:30.316	51.942	34.632	1:03.742	117.3	30:24.451								
11	1	2:53.969	40.183	35.035	1:38.751	224.1	33:18.420								
12	1	2:17.103	40.257	34.214	1:02.632	221.8	35:35.523								
13	1	2:17.571	41.492	33.818	1:02.261	225.9	37:53.094								
14	1	2:16.041	39.616	34.121	1:02.304	226.4	40:09.135								
10 Panaz Esperante GTR1 1998 GT1A															
1.Olivier GALANT															
1	1	6:23.291	4:44.619	36.263	1:02.409	95.0	6:23.291	1	1	9:13.597B	4:46.974	1:56.643	2:29.980	57.2	9:13.597
2	1	2:24.837B	38.451	36.102	1:10.284	203.8	8:48.128	2	1	9:15.582B	4:49.690	1:56.823	2:29.069	53.8	18:29.179
3	1	18:17.879B	...	34.034	1:04.972	122.2	27:06.007								
13 Courage C60 2002 LMP1B															
1.Erik MARIS															
2.Eric HELARY															
1	2	4:50.702	2:47.287	52.243	1:11.172	109.6	4:50.702	1	2	4:50.702	2:47.287	52.243	1:11.172	109.6	4:50.702
2	2	2:25.118B	36.830	36.861	1:11.427	220.0	7:15.820	2	2	2:25.118B	36.830	36.861	1:11.427	220.0	7:15.820
3	1	7:43.259	6:07.518	36.029	59.712	104.7	14:59.079	3	1	7:43.259	6:07.518	36.029	59.712	104.7	14:59.079
4	1	2:06.661	38.313	32.244	56.104	203.8	17:05.740	4	1	2:06.661	38.313	32.244	56.104	203.8	17:05.740
5	1	2:25.425B	43.022	33.975	1:08.428	197.4	19:31.165	5	1	2:25.425B	43.022	33.975	1:08.428	197.4	19:31.165
6	1	6:00.509	4:24.791	36.507	59.211	124.0	25:31.674	6	1	6:00.509	4:24.791	36.507	59.211	124.0	25:31.674
7	1	2:21.845B	36.726	29.876	1:15.243	244.9	27:53.519	7	1	2:21.845B	36.726	29.876	1:15.243	244.9	27:53.519
8	1	5:03.693	3:08.099	29.181	1:26.413	141.2	32:57.212	8	1	5:03.693	3:08.099	29.181	1:26.413	141.2	32:57.212
9	1	2:05.952	40.796	29.847	55.309	211.4	35:03.164	9	1	2:05.952	40.796	29.847	55.309	211.4	35:03.164
10	1	2:26.194	40.671	41.535	1:03.988	197.8	37:29.358	10	1	2:26.194	40.671	41.535	1:03.988	197.8	37:29.358
11	1	1:59.174	35.984	29.453	53.737	252.9	39:28.532	11	1	1:59.174	35.984	29.453	53.737	252.9	39:28.532
12	1	2:23.030	43.637	39.917	59.476	172.0	41:51.562	12	1	2:23.030	43.637	39.917	59.476	172.0	41:51.562
14 Maserati MC12 GT1 2006 GT1B															
1.Evgeny KIREEV															
1	1	6:35.361B	1:50.800	36.477	4:08.084	149.4	6:35.361	1	1	6:35.361B	1:50.800	36.477	4:08.084	149.4	6:35.361
2	1	2:19.091	54.548	30.031	54.512	151.7	8:54.452	2	1	2:19.091	54.548	30.031	54.512	151.7	8:54.452
3	1	2:11.974	47.708	29.899	54.367	259.0	11:06.426	3	1	2:11.974	47.708	29.899	54.367	259.0	11:06.426
4	1	2:02.304	35.938	29.922	56.444	259.6	13:08.730	4	1	2:02.304	35.938	29.922	56.444	259.6	13:08.730
5	1	2:00.433	35.182	29.353	55.898	257.1	15:09.163	5	1	2:00.433	35.182	29.353	55.898	257.1	15:09.163
6	1	1:57.767	34.843	29.120	53.804	259.0	17:06.930	6	1	1:57.767	34.843	29.120	53.804	259.0	17:06.930
7	1	4:55.209B	47.298	30.063	3:37.848	259.6	22:02.139	7	1	4:55.209B	47.298	30.063	3:37.848	259.6	22:02.139
8	1	2:15.201	51.580	29.896	53.725	156.1	24:17.340	8	1	2:15.201	51.580	29.896	53.725	156.1	24:17.340
9	1	1:58.112	34.313	29.463	54.336	260.2	26:15.452	9	1	1:58.112	34.313	29.463	54.336	260.2	26:15.452
10	1	2:28.340	34.283	42.137	1:11.920	260.9	28:43.792	10	1	2:28.340	34.283	42.137	1:11.920	260.9	28:43.792
11	1	1:56.926	34.645	29.261	53.020	258.4	30:40.718	11	1	1:56.926	34.645	29.261	53.020	258.4	30:40.718
12	1	4:38.672B	34.588	45.479	3:18.605	261.5	35:19.390	12	1	4:38.672B	34.588	45.479	3:18.605	261.5	35:19.390
13	1	2:18.461	56.786	29.602	52.073	115.4	37:37.851	13	1	2:18.461	56.786	29.602	52.073	115.4	37:37.851
14	1	1:56.282	33.759	28.738	53.785	261.5	39:34.133	14	1	1:56.282	33.759	28.738	53.785	261.5	39:34.133
15	1														



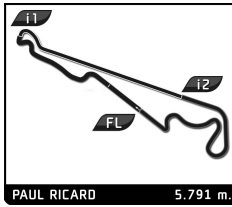
ENDURANCE RACING LEGENDS

DIX MILLE TOURS

QUALIFYING 1

Sector Analysis

							■ Personal Best ■ Session Best ■ Crossing the finish line in pit lane								
Lap	D	Time	Sector 1	Sector 2	Sector 3	T. Spd	Elapsed	Lap	D	Time	Sector 1	Sector 2	Sector 3	T. Spd	Elapsed
35 Porsche 993 GT2 Evo 1999 1. Paul MCLEAN GT2A															
1	1	4:08.500	2:30.371	42.168	55.961	101.8	4:08.500								
2	1	2:01.057	37.849	31.078	52.130	254.1	6:09.557								
3	1	1:52.158	32.838	28.189	51.131	264.1	8:01.715								
4	1	1:52.732	33.304	28.599	50.829	264.1	9:54.447								
5	1	2:08.291 B	32.891	28.556	1:06.844	264.7	12:02.738								
6	1	11:03.894	9:43.940	29.250	50.704	147.1	23:06.632								
7	1	2:02.286	33.194	36.604	52.488	265.4	25:08.918								
8	1	1:54.898	32.659	28.599	53.640	264.1	27:03.816								
9	1	2:39.328 B	1:02.089	30.976	1:06.263	92.6	29:43.144								
10	1	5:16.739	3:56.945	28.525	51.269	161.4	34:59.883								
11	1	1:50.592	32.451	28.377	49.764	263.4	36:50.475								
12	1	2:13.889 B	37.529	30.318	1:06.042	260.2	39:04.364								
36 Porsche 993 GT2 1997 1. Mark SUMPTER GT2A															
1	1	3:27.296	1:45.721	36.266	1:05.309	88.2	3:27.296								
2	1	2:14.246	40.293	32.367	1:01.586	173.1	5:41.542								
3	1	2:07.311	37.514	31.257	58.540	247.7	7:48.853								
4	1	2:22.144 B	38.242	31.613	1:12.289	249.4	10:10.997								
5	1	4:14.374	2:41.328	33.847	59.199	110.1	14:25.371								
6	1	2:10.607	38.958	31.407	1:00.242	249.4	16:35.978								
7	1	2:07.086	37.773	31.136	58.177	248.3	18:43.064								
8	1	2:07.801	38.134	31.167	58.500	242.7	20:50.865								
9	1	2:05.066	36.909	31.302	56.855	249.4	22:55.931								
10	1	2:38.966 B	40.954	41.456	1:16.556	230.3	25:34.897								
38 Porsche 997 GT3 RSR 2009 1. Dominique GUENAT GT2C															
1	1	8:05.063 B	6:10.064	34.779	1:20.220	95.3	8:05.063								
2	1	3:59.032	2:20.735	36.609	1:01.688	115.3	12:04.095								
3	1	2:14.587	40.706	32.869	1:01.012	206.9	14:18.682								
4	1	2:13.709	39.834	33.755	1:00.120	204.9	16:32.391								
5	1	2:12.873	40.565	33.471	58.837	230.8	18:45.264								
6	1	2:09.999	38.454	32.361	59.184	232.8	20:55.263								
7	1	2:08.683	38.732	31.971	57.980	230.8	23:03.946								
8	1	2:35.902 B	38.881	38.801	1:18.220	222.2	25:39.848								
9	1	8:00.862	5:41.315	54.705	1:24.842	87.2	33:40.710								
10	1	2:10.391	38.689	32.204	59.498	225.5	35:51.101								
11	1	2:08.383	38.274	32.172	57.937	235.8	37:59.484								
12	1	2:08.490	37.885	31.839	58.766	234.8	40:07.974								
39 Lola B05/40 2005 1. Pierre-Loup BOCH LMP2B															
1	1	9:10.183					9:10.183								
40 Ford GT 2010 1. Philippe SCEMAMA GT1B															
1	1	3:18.882	1:32.747	40.234	1:05.901	58.0	3:18.882								
2	1	2:14.156	42.378	32.544	59.234	195.7	5:33.038								
3	1	2:08.027	37.552	32.444	58.031	243.8	7:41.065								
4	1	2:06.765	37.177	31.143	58.445	245.5	9:47.830								
5	1	2:22.997 B	38.569	33.601	1:10.827	246.0	12:10.827								
6	1	5:40.264	4:11.674	31.500	57.090	121.1	17:51.091								
7	1	2:03.095	36.279	30.733	56.083	241.1	19:54.186								
8	1	2:04.128	36.285	31.555	56.288	244.9	21:58.314								
9	1	4:56.145 B	35.865	2:07.524	2:12.756	245.5	26:54.459								
43 Lotus Elise GT1 1997 1. Loris HEZEMANS GT1A 2. Mike HEZEMANS															
1	1	2:53.941					2:53.941								
2	1	1:59.464					4:53.405								
3	1	2:01.020					6:54.425								
4	1	1:56.998					8:51.423								
5	1	6:35.064 B					15:26.487								
6	1	6:47.530 B					22:14.017								
7	1	1:59.763					24:13.780								
8	1	2:02.557					26:16.337								
9	1	2:28.736					28:45.073								
44 Riley & Scott Mk III 1996 1. Jean-Marie MULLER LMP1A															
1	1	7:30.727	5:55.731	32.336	1:02.660	93.5	7:30.727								
2	1	2:09.507	39.881	31.483	58.143	241.6	9:40.234								
3	1	2:10.421	38.154	30.141	1:02.126	246.6	11:50.655								
4	1	2:11.893	39.627	32.028	1:00.238	243.8	14:02.548								
5	1	3:08.978 B	36.857	33.709	1:58.412	254.1	17:11.526								
6	1	2:23.234	54.821	30.670	57.743	132.5	19:34.760								
7	1	2:04.051	36.954	29.765	57.332	258.4	21:38.811								
8	1	2:05.987	36.996	30.057	58.934	259.0	23:44.798								
9	1	2:04.034	37.762	30.182	56.090	245.5	25:48.832								
45 Lola-MG EX257 2002 1. Lionel BOCH LMP2B															
1	1	17:31.450	...	36.629	1:00.956	95.3	17:31.450								
2	1	2:07.844	40.430	30.685	56.729	209.7	19:39.294								
3	1	2:02.954	36.873	29.866	56.215	242.7	21:42.248								
4	1	2:02.996	36.970	29.425	56.601	244.9	23:45.244								
5	1	2:04.485	37.826	30.315	56.344	246.6	25:49.729								
6	1	2:15.817	36.305	29.201	1:10.311	259.6	28:05.546								
7	1	2:05.808	39.920	29.837	56.051	195.7	30:11.354								
8	1	2:14.002	35.446	29.249	1:09.307	259.6	32:25.356								
9	1	2:25.288	58.712	30.874	55.702	85.3	34:50.644								
10	1	2:01.220	35.860	29.521	55.839	247.7	36:51.864								
11	1	2:00.622	35.521	30.168	54.933	255.3	38:52.486								
12	1	2:00.144	35.248	29.824	55.072	250.0	40:52.630								
50 Porsche 996 RSR TT AL-1 2006 1. Michael FÖVÉNY GT1B 2. Stefan ROITMAYER															
1	1	6:14.849	4:21.456	39.467	1:13.926	55.8	6:14.849								
2	1	2:20.144	42.458	33.528	1:04.158	182.7	8:34.993								
3	1	2:20.819 B	40.394	32.565	1:07.860	206.9	10:55.812								

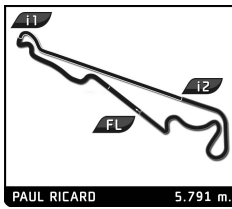


ENDURANCE RACING LEGENDS
DIX MILLE TOURS
QUALIFYING 1

Sector Analysis

Personal Best Session Best B Crossing the finish line in pit lane

Lap	D	Time	Sector 1	Sector 2	Sector 3	T. Spd	Elapsed	Lap	D	Time	Sector 1	Sector 2	Sector 3	T. Spd	Elapsed
51 Cannibal Chevrolet IMSA 1998 1. Edouard DEGUEMP LMP1A															
1	1	4:53.962	3:00.939	40.469	1:12.554	112.9	4:53.962								
2	1	2:22.784	42.703	34.029	1:06.052	169.0	7:16.746								
3	1	2:14.249	40.528	32.487	1:01.234	203.4	9:30.995								
4	1	2:15.234	39.599	33.028	1:02.607	209.7	11:46.229								
5	1	2:20.859	45.517	34.373	1:00.969	193.2	14:07.088								
6	1	2:11.817	38.622	32.319	1:00.876	216.0	16:18.905								
7	1	2:12.044	39.815	32.142	1:00.087	211.8	18:30.949								
8	1	2:10.770	38.607	32.396	59.767	212.2	20:41.719								
9	1	2:11.235	38.392	32.335	1:00.508	222.2	22:52.954								
10	1	2:49.074 B	41.175	42.091	1:25.808	188.8	25:42.028								
11	1	4:38.082	3:06.309	32.055	59.718	95.1	30:20.110								
12	1	2:40.442	38.279	32.302	1:29.861	220.9	33:00.552								
13	1	2:14.141	42.055	32.370	59.716	197.8	35:14.693								
14	1	2:10.948	38.046	32.327	1:00.575	219.1	37:25.641								
15	1	2:08.815	37.838	31.964	59.013	219.5	39:34.456								
16	1	2:11.494	38.635	33.201	59.658	211.8	41:45.950								
60 Kailer K II / Chevron B71 1998 1. Marc JULLY LMP1A															
1	1	3:44.179	2:06.107	33.694	1:04.378	88.8	3:44.179								
2	1	2:11.664	39.375	32.986	59.303	228.3	5:55.843								
3	1	2:10.637	38.966	33.714	57.957	229.8	8:06.480								
4	1	2:06.395	37.449	30.687	58.259	227.8	10:12.875								
5	1	2:02.971	36.756	30.826	55.389	243.8	12:15.846								
6	1	2:04.287	36.975	31.459	55.853	243.2	14:20.133								
7	1	2:03.264	36.803	31.027	55.434	237.4	16:23.397								
8	1	2:02.648	36.767	30.515	55.366	233.8	18:26.045								
9	1	2:02.487	36.363	30.504	55.620	247.7	20:28.532								
10	1	2:01.978	36.019	31.153	54.806	246.0	22:30.510								
11	1	2:01.291	35.420	30.447	55.424	247.7	24:31.801								
12	1	2:01.508	35.885	30.478	55.145	241.6	26:33.309								
13	1	2:47.091	36.365	1:14.061	56.665	246.0	29:20.400								
14	1	2:00.640	35.781	30.188	54.671	241.6	31:21.040								
15	1	2:49.795	47.393	1:06.049	56.353	246.0	34:10.835								
16	1	2:01.163	35.318	30.483	55.362	246.6	36:11.998								
17	1	2:00.692	35.693	30.517	54.482	246.0	38:12.690								
18	1	2:00.359	35.486	30.360	54.513	246.0	40:13.049								
63 Chevrolet Corvette C6 ZR1 2010 1. John EMBERSON GT2C 2. Nigel GREENSALL															
1	1	4:16.387	2:29.395	41.389	1:05.603	106.4	4:16.387								
2	1	2:21.473	43.180	35.961	1:02.332	184.0	6:37.860								
3	1	2:15.990	40.387	33.465	1:02.138	200.7	8:53.850								
4	1	4:28.523 B	59.223	34.611	2:54.689	203.4	13:22.373								
5	2	2:33.709	57.260	37.515	58.934	107.5	15:56.082								
6	2	2:05.637	37.172	31.720	56.745	233.8	18:01.719								
7	2	4:17.124 B	37.379	31.611	3:08.134	235.3	22:18.843								
8	1	2:38.536	1:03.216	34.962	1:00.358	112.5	24:57.379								
9	1	2:12.682	39.446	33.141	1:00.095	194.9	27:10.061								
10	1	2:32.431	58.329	34.628	59.474	120.3	29:42.492								
11	1	2:19.885	40.030	33.394	1:06.461	220.9	32:02.377								
12	1	2:31.234	54.733	36.180	1:00.321	107.1	34:33.611								
13	1	2:10.350	38.685	32.366	59.299	225.0	36:43.961								
14	1	2:10.572	38.718	32.336	59.518	225.5	38:54.533								
15	1	2:11.003	38.754	32.531	59.718	220.4	41:05.536								
64 Porsche 996 GT3-R 2000 1. Richard HYWEL EVANS GT2B															
1	1	4:50.438	2:55.845	42.822	1:11.771	108.5	4:50.438								
2	1	2:33.331 B	42.591	36.000	1:14.740	194.2	7:23.769								
3	1	3:31.595	1:53.736	33.891	1:03.968	127.4	10:55.364								
4	1	2:19.258	41.527	33.879	1:03.852	227.4	13:14.622								
5	1	2:17.102	40.913	33.576	1:02.613	220.0	15:31.724								
6	1	2:19.140	40.412	35.066	1:03.662	228.8	17:50.864								
7	1	2:15.617	41.301	33.678	1:00.638	189.1	20:06.481								
8	1	2:13.757	39.377	33.105	1:01.275	224.1	22:20.238								
9	1	2:13.080	39.282	33.338	1:00.460	224.1	24:33.318								
10	1	2:13.661	39.661	33.355	1:00.645	228.8	26:46.979								
11	1	2:52.242	42.056	1:02.103	1:08.083	228.8	29:39.221								
12	1	2:16.568	39.120	33.188	1:04.260	226.9	31:55.789								
13	1	2:35.150	55.388	38.898	1:00.864	117.0	34:30.939								
14	1	2:11.275	38.877	33.117	59.281	227.8	36:42.214								
55 TVR Tuscan T400R 2003 1. Matthew HOLBEN GT2B															
1	1	3:44.616	1:50.202	41.345	1:13.069	89.6	3:44.616								
2	1	2:30.782	47.064	37.748	1:05.970	159.5	6:15.398								
3	1	2:23.933	43.448	35.990	1:04.495	183.4	8:39.331								
4	1	2:32.833 B	42.648	35.636	1:14.549	197.8	11:12.164								
5	1	5:46.748 B	3:42.692	45.100	1:18.956	105.2	16:58.912								
6	1	17:11.653	...	1:15.777	1:08.348	102.4	34:10.565								
7	1	2:13.053	40.048	33.063	59.942	204.5	36:23.618								
8	1	2:13.405	39.631	33.060	1:00.714	221.3	38:37.023								
9	1	2:12.524	39.581	33.219	59.724	222.2	40:49.547								
59 Porsche 993 GT2 Evo 1999 1. Rémi TERRAIL GT2A 2. Jürg AEBERHARD															
1	1	5:16.132	3:46.838	32.913	56.381	93.7	5:16.132								
2	1	2:03.311	36.488	31.067	55.756	240.0	7:19.443								
3	1	2:03.375	36.891	30.811	55.673	240.5	9:22.818								
4	1	2:02.211	36.005	30.709	55.497	237.9	11:25.029								
5	1	2:05.965	38.846	31.368	55.751	237.9	13:30.994								
6	1	2:00.856	35.780	30.635	54.441	238.9	15:31.850								
7	1	2:13.039 B	36.456	31.263	1:05.320	241.1	17:44.889								
8	1	3:56.002	2:23.178	32.787	1:00.037	121.9	21:40.891								
9	1	2:11.111	39.329	31.989	59.793	232.3	23:52.002								
10	1	2:08.424	37.399	32.360	58.665	234.3	26:00.426								
11	1	2:23.139	37.378	32.110	1:13.651	235.8	28:23.565								
12	1	2:06.853	37.640	31.804	57.409	232.3	30:30.418								
13	1	2:56.330	37.105	42.101	1:37.124	236.3	33:26.748								
14	1	2:07.237	37.771	31.874	57.592	226.9	35:33.985								
15	1	2:09.685	37.214	34.684	57.787	234.3	37:43.670								
16	1	2:07.480	37.182	31.602	58.696	234.3	39:51.150								



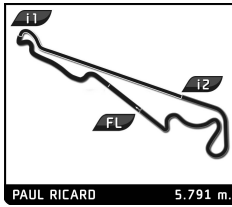
ENDURANCE RACING LEGENDS

DIX MILLE TOURS

QUALIFYING 1

Sector Analysis

Lap	D	Time	Sector 1	Sector 2	Sector 3	T. Spd	Elapsed	Lap	D	Time	Sector 1	Sector 2	Sector 3	T. Spd	Elapsed	
15	1	2:12.209	39.307	33.054	59.848	229.3	38:54.423									
16	1	2:14.046	39.784	33.395	1:00.867	221.3	41:08.469									
75	Porsche 997 GT3 RSR 2009 1. Lee MAXTED-PAGE GT2C															
1	1	4:04.083	2:20.254	42.434	1:01.395	86.3	4:04.083									
2	1	2:15.175	40.999	34.515	59.661	211.8	6:19.258									
3	1	2:10.066	38.574	33.141	58.351	220.9	8:29.324									
4	1	2:08.191	38.002	32.700	57.489	224.1	10:37.515									
5	1	2:09.168	37.919	32.924	58.325	228.8	12:46.683									
6	1	2:20.767 B	38.697	34.355	1:07.715	218.6	15:07.450									
7	1	5:35.379	3:58.353	36.329	1:00.697	119.2	20:42.829									
8	1	2:13.643	38.561	35.246	59.836	224.5	22:56.472									
9	1	2:29.202 B	38.615	41.592	1:08.995	220.0	25:25.674									
76	Porsche 996 GT3-RSR 2005 1. Jean-Lou RIHON GT2C 2. Nick PADMORE															
1	1	3:20.512	1:40.887	35.727	1:03.898	103.1	3:20.512									
2	1	2:16.259	41.368	32.816	1:02.075	212.6	5:36.771									
3	1	2:10.987	38.579	32.281	1:00.127	240.0	7:47.758									
4	1	2:10.722	38.629	31.850	1:00.243	241.1	9:58.480									
5	1	2:12.426	38.567	32.269	1:01.590	240.0	12:10.906									
6	1	2:10.365	38.643	31.708	1:00.014	236.3	14:21.271									
7	1	2:10.242	38.236	31.878	1:00.128	236.3	16:31.513									
8	1	2:11.116	39.510	32.021	59.585	240.5	18:42.629									
9	1	2:29.906 B	38.039	31.955	1:19.912	241.6	21:12.535									
10	2	4:52.719	3:18.335	32.535	1:01.849	85.9	26:05.254									
11	2	2:26.028	37.506	37.242	1:11.280	239.5	28:31.282									
12	2	2:05.175	36.970	31.670	56.535	240.5	30:36.457									
13	2	2:47.987	36.805	42.424	1:28.758	241.6	33:24.444									
14	2	2:04.128	36.878	31.299	55.951	240.5	35:28.572									
15	2	2:23.803 B	39.487	33.239	1:11.077	210.5	37:52.375									
82	Lola B2K/40 2002 1. Gilles PETIT LMP2B															
1	1	20:44.273 B	...	1:00.467	7:15.185	95.4	20:44.273									
2	1	2:57.884	1:12.033	38.486	1:07.365	108.5	23:42.157									
3	1	2:23.193	43.112	34.011	1:06.070	204.5	26:05.350									
4	1	2:40.980	42.168	43.796	1:15.016	210.9	28:46.330									
5	1	6:27.264 B	41.020	42.658	5:03.586	202.2	35:13.594									
84	Porsche 996 GT3 RS 2001 1. Théodore MARIS GT2B 2. Achille MARIS															
1	1	2:51.473	1:07.957	39.286	1:04.230	91.1	2:51.473									
2	1	2:32.924 B	41.746	36.087	1:15.091	202.2	5:24.397									
3	1	8:59.151	7:12.175	36.053	1:10.923	110.7	14:23.548									
4	1	2:21.240	43.416	35.055	1:02.769	216.9	16:44.788									
5	1	2:23.522	42.150	36.727	1:04.645	222.7	19:08.310									
6	1	2:21.855	42.300	34.874	1:04.681	223.6	21:30.165									
7	1	2:17.839	39.981	33.913	1:03.945	220.4	23:48.004									
8	1	2:18.815	40.579	34.239	1:03.997	222.7	26:06.819									
9	1	2:54.774 B	41.222	44.633	1:28.919	224.1	29:01.593									
10	2	5:38.743	3:19.947	1:01.880	1:16.916	94.1	34:40.336									
11	2	2:28.070	45.303	36.598	1:06.169	192.2	37:08.406									
12	2	2:20.343	41.111	34.722	1:04.510	223.1	39:28.749									
13	2	2:19.922	42.476	34.679	1:02.767	174.5	41:48.671									
88	Aston Martin DBR9 2006 1. Philip KADOORIE GT1B															
1	1	3:53.863	2:18.914	35.949	59.000	95.5	3:53.863									
2	1	2:06.442	39.610	31.398	55.434	231.3	6:00.305									
3	1	2:02.763	35.998	31.756	55.009	256.5	8:03.068									
4	1	2:01.442	34.881	31.219	55.342	257.1	10:04.510									
5	1	2:04.344	37.379	30.234	56.731	256.5	12:08.854									
6	1	2:02.956	37.284	30.169	55.503	256.5	14:11.810									
7	1	2:08.240			55.635	256.5	16:20.050									
8	1	2:04.037	38.095	30.414	55.528	216.9	18:24.087									
9	1	5:01.481 B	37.462	31.022	3:52.997	255.9	23:25.568									
10	1	2:19.284	53.933	31.206	54.145	145.9	25:44.852									
11	1	2:19.876	35.185	30.299	1:14.392	257.1	28:04.728									
12	1	2:01.775	37.709	29.876	54.190	187.5	30:06.503									
13	1	2:14.583	35.061	29.644	1:09.878	255.9	32:21.086									
14	1	2:23.367	59.929	30.277	53.161	82.1	34:44.453									
89	Porsche 997 GT3 R 2010 1. Paul PHILLIPS INV															
1	1	3:25.248	1:30.655	40.275	1:14.318	77.0	3:25.248									
2	1	2:28.987	47.883	35.905	1:05.199	143.0	5:54.235									
3	1	2:21.781	43.159	34.582	1:04.040	191.5	8:16.016									
4	1	2:16.167	40.659	33.783	1:01.725	206.9	10:32.183									
5	1	2:33.590 B	40.549	34.986	1:18.055	225.5	13:05.773									
6	1	4:45.333	3:05.448	35.687	1:04.198	92.4	17:51.106									
7	1	2:16.946	42.207	32.820	1:01.919	173.9	20:08.052									
8	1	2:12.328	39.345	32.480	1:00.503	211.8	22:20.380									
9	1	2:10.442	37.972	32.220	1:00.250	226.9	24:30.822									
10	1	2:11.865	38.946	32.644	1:00.275	238.9	26:42.687									
11	1	2:57.833	42.910	1:04.995	1:09.928	238.9	29:40.520									
12	1	2:18.866	40.510	34.315	1:04.041	227.8	31:59.386									
13	1	2:40.643	56.958	38.473	1:05.212	102.8	34:40.029									
14	1	2:08.791	38.257	32.111	58.423	237.4	36:48.820									
15	1	2:09.246	37.962	32.495	58.789	238.9	38:58.066									
16	1	2:09.102	38.211	31.949	58.942	237.9	41:07.168									
90	Lola B2K/40 2002 1. Olivier HUEZ LMP2B															
1	1	4:03.804	1:45.271	47.188	1:31.345	63.9	4:03.804									
2	1	5:56.196 B	1:07.864	1:01.688	3:46.644	108.1	10:00.000									
3	1	8:13.011	6:10.147	46.144	1:16.720	72.0	18:13.011									
4	1	2:44.507	48.561	39.708	1:16.238	170.9	20:57.518									
5	1	2:37.246	46.968	39.782	1:10.496	171.2	23:34.764									
6	1	2:35.014	44.153													



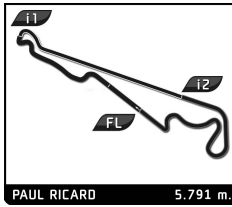
ENDURANCE RACING LEGENDS

DIX MILLE TOURS

QUALIFYING 1

Sector Analysis

Personal Best							Session Best							B Crossing the finish line in pit lane						
Lap	D	Time	Sector 1	Sector 2	Sector 3	T. Spd	Elapsed	Lap	D	Time	Sector 1	Sector 2	Sector 3	T. Spd	Elapsed					
97 Marcos LM500 1994 1. Stephen KEATING GT2A																				
1	1	5:45.729	3:53.689	40.015	1:12.025	85.9	5:45.729													
2	1	2:34.337	46.825	39.906	1:07.606	164.9	8:20.066													
3	1	2:27.501	43.800	37.038	1:06.663	204.9	10:47.567													
4	1	2:29.428	45.257	37.065	1:07.106	204.9	13:16.995													
5	1	2:40.108	44.038	36.416	1:19.654	200.7	15:57.103													
6	1	3:49.069	2:08.669	36.443	1:03.957	120.8	19:46.172													
7	1	2:22.610	42.061	36.068	1:04.481	216.0	22:08.782													
8	1	2:22.255	42.394	35.783	1:04.078	203.4	24:31.037													
9	1	2:21.408	42.865	35.278	1:03.265	201.1	26:52.445													
10	1	2:50.149	52.970	51.436	1:05.743	213.0	29:42.594													
11	1	2:31.939	42.156	35.172	1:14.611	196.4	32:14.533													
12	1	2:48.781	1:09.046	36.729	1:03.006	79.9	35:03.314													
13	1	2:21.671	42.348	35.242	1:04.081	204.2	37:24.985													
14	1	2:20.901	41.881	35.081	1:03.939	210.9	39:45.886													
15	1	2:21.271	42.190	35.962	1:03.119	212.2	42:07.157													
99 Porsche 996 GT3-RS 2001 1. Simon EVANS GT2B																				
1	1	3:22.199	1:38.606	35.623	1:07.970	87.4	3:22.199													
2	1	2:17.869	40.956	34.675	1:02.238	213.9	5:40.068													
3	1	2:13.376	40.410	32.734	1:00.232	225.0	7:53.444													
4	1	2:11.356	39.880	32.402	59.074	229.3	10:04.800													
5	1	2:36.313	41.661	34.868	1:19.784	223.6	12:41.113													
6	1	4:41.802	3:09.027	32.673	1:00.102	119.6	17:22.915													
7	1	2:23.892	40.626	32.526	1:10.740	217.7	19:46.807													
8	1	3:38.460	2:06.207	32.771	59.482	131.5	23:25.267													
9	1	2:09.978	38.595	32.575	58.808	232.3	25:35.245													
10	1	2:28.473	38.370	32.444	1:17.659	232.8	28:03.718													
11	1	2:12.475	40.655	32.386	59.434	206.9	30:16.193													
12	1	2:44.356	38.242	32.177	1:33.937	231.3	33:00.549													
13	1	3:28.026	1:57.618	32.449	57.959	125.7	36:28.575													
14	1	2:08.999	39.126	32.167	57.706	233.8	38:37.574													
15	1	2:08.932	38.559	32.071	58.302	232.8	40:46.506													
115 Porsche 996 GT3-RSR 2005 1. Marc DEVIS 2. Mathias DEVIS GT2C																				
1	1	3:52.543					3:52.543													
2	1	3:07.457					7:00.000													
3	1	3:43.951					10:43.951													
4	1	2:08.428					12:52.379													
5	1	2:11.843					15:04.222													
6	1	2:05.455					17:09.677													
7	1	2:06.757					19:16.434													
8	1	7:09.696					26:26.130													
9	1	3:11.373					29:37.503													
10	1	2:26.854					32:04.357													
11	1	2:36.288					34:40.645													
12	1	2:16.869					36:57.514													
13	1	2:17.305					39:14.819													
132 Lamborghini Diablo GT1 1995 1. Andrew DONALDSON GT1A																				
1	1	4:48.939	3:02.443	39.485	1:07.011	113.9	4:48.939													
2	1	2:15.250	40.939	34.046	1:00.265	195.7	7:04.189													
3	1	2:12.401	39.097	32.611	1:00.693	204.5	9:16.590													
4	1	2:24.810	40.963	32.639	1:11.208	196.0	11:41.400													
5	1	4:19.515	2:44.301	33.837	1:01.377	86.0	16:00.915													
6	1	2:33.640	39.582	34.450	1:19.608	216.4	18:34.555													
144 Lucchini SR2 2004 1. Gianluigi CANDIANI 2. Frédéric ROUVIER LMP2B																				
1	1	3:24.743	1:47.668	35.228	1:01.847	94.8	3:24.743													
2	1	2:12.708	39.773	32.510	1:00.425	195.7	5:37.451													
3	1	2:10.544	38.388	32.835	59.321	223.1	7:47.995													
4	1	2:07.109	36.869	32.590	57.650	237.4	9:55.104													
159 Porsche 993 GT2 1995 1. Jean-Louis BONNET GT2A																				
1	1	5:21.929	3:29.364	38.648	1:13.917	101.2	5:21.929													
2	1	2:30.382	43.861	36.177	1:10.344	195.3	7:52.311													
3	1	2:26.531	44.292	36.573	1:05.666	197.8	10:18.842													
4	1	2:27.820	44.087	37.115	1:06.618	212.6	12:46.662													
5	1	2:24.239	43.362	35.366	1:05.511	207.3	15:10.901													
6	1	2:21.183	42.204	34.577	1:04.402	222.2	17:32.084													
7	1	2:21.688	43.222	34.406	1:04.060	198.2	19:53.772													
8	1	2:48.812	41.951	35.685	1:31.176	216.0	22:42.584													
9	1	4:46.420	3:03.779	35.097	1:07.544	107.0	27:29.004													
10	1	2:32.145	53.354	35.386	1:03.405	125.0	30:01.149													
11	1	2:27.229	41.716	33.865	1:11.648	217.3	32:28.378													
12	1	2:36.656	58.911	34.580	1:03.165	93.1	35:05.034													
13	1	2:20.760	41.816	33.422	1:05.522	221.3	37:25.794													
14	1	2:19.258	42.369	33.220	1:03.669	222.7	39:45.052													
15	1	2:21.465	42.198	35.513	1:03.754	217.7	42:06.517													
160 Porsche 993 GT2 Evo 1999 1. Paul HOWELLS GT2A																				
1	1	4:31.504	2:26.053	48.664	1:16.787	78.8	4:31.504													
2	1	2:50.475	50.602	44.570	1:15.303	143.8	7:21.979													
3	1	2:37.049	48.180	38.014	1:10.855	170.9	9:59.028													
4	1	2:33.178	46.419	37.538	1:09.221	186.2	12:32.206													
5	1	2:44.953	49.833	41.060	1:14.060	176.8	15:17.159													
6	1	2:32.009	45.969	35.390	1:10.650	180.0	17:49.168													
7	1	2:30.782	46.506	36.169	1:08.107	181.5	20:19.950													
8	1	2:25.670	43.896	35.411	1:06.363	200.0	22:45.620													
9	1	2:58.260	45.463	46.265	1:26.532	202.2	25:43.880													
10	1	4:36.524	2:39.927	40.965	1:15.632	76.2	30:20.404													
11	1	3:08.800	44.122	49.173	1:35.505	206.5	33:29.204													
12	1	2:24.564	43.342	34.346	1:06.876	199.3	35:53.768													
13	1	2:22.592	42.330	34.972	1:05.290	210.1	38:16.360													
14	1	2:18.167	41.181	33.501	1:03.485	203.0	40:34.527													
190 Ferrari F430 GTC Evo 2009 1. Pierre EHRET GT2C																				
1	1	3:06.836	1:28.364	35.129	1:03.343	50.2	3:06.836													
2	1	2:13.524	41.621	32.602	59.301	195.7	5:20.360													



ENDURANCE RACING LEGENDS

DIX MILLE TOURS

QUALIFYING 1

Sector Analysis

■ Personal Best ■ Session Best B Crossing the finish line in pit lane

Lap	D	Time	Sector 1	Sector 2	Sector 3	T. Spd	Elapsed	Lap	D	Time	Sector 1	Sector 2	Sector 3	T. Spd	Elapsed
3	1	2:08.785	38.078	31.814	58.893	237.4	7:29.145								
4	1	2:06.907	38.002	31.747	57.158	236.8	9:36.052								
5	1	2:07.370	37.818	31.721	57.831	237.9	11:43.422								
6	1	2:38.945 B	46.114	33.474	1:19.357	236.8	14:22.367								
7	1	4:13.805	2:42.724	33.096	57.985	105.1	18:36.172								
8	1	2:07.855	37.560	31.788	58.507	237.4	20:44.027								
9	1	2:07.691	38.242	32.043	57.406	237.9	22:51.718								
10	1	2:19.485	40.135	42.243	57.107	235.8	25:11.203								
11	1	2:05.953	37.321	32.042	56.590	238.4	27:17.156								
12	1	2:26.383	57.795	32.261	56.327	145.4	29:43.539								
13	1	2:12.898	38.520	32.974	1:01.404	236.3	31:56.437								
14	1	2:29.855	55.516	37.268	57.071	113.7	34:26.292								
15	1	2:03.987	36.514	31.560	55.913	238.4	36:30.279								
16	1	2:04.177	36.879	31.566	55.732	238.9	38:34.456								
17	1	2:04.390	36.752	31.434	56.204	238.4	40:38.846								

311	Porsche 996 GT3-RSR 2003						
	1.Heiko OSTMANN		GT2B				
1	1	5:47.538	3:54.693	44.462	1:08.383	93.4	5:47.538
2	1	2:26.979	45.668	38.356	1:02.955	192.5	8:14.517
3	1	2:19.076	41.042	35.570	1:02.464	210.1	10:33.593
4	1	2:18.278	40.616	35.276	1:02.386	211.8	12:51.871