

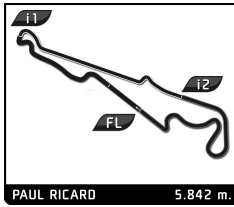
CLASSIC ENDURANCE RACING 1

DIX MILLE TOURS RACE

Sector Analysis

■ Personal Best ■ Session Best B Crossing the finish line in pit lane

Lap	D	Time	Sector 1	Sector 2	Sector 3	T. Spd	Elapsed	Lap	D	Time	Sector 1	Sector 2	Sector 3	T. Spd	Elapsed
2		Lola T210 1970 1. Frank JACOB					P-2L								
1	1	2:35.987	47.648	45.106	1:03.233		2:35.987	7	1	2:19.953	38.298	41.846	59.809	242.2	16:35.348
2	1	2:25.056	40.024	43.734	1:01.298	218.6	5:01.043	8	1	2:23.032	37.975	44.414	1:00.643	244.3	18:58.380
3	1	2:25.434	39.741	43.071	1:02.622	223.6	7:26.477	9	1	2:20.011	38.258	41.548	1:00.205	242.2	21:18.391
4	1	2:24.519	39.793	43.015	1:01.711	225.0	9:50.996	10	1	2:20.559	38.329	41.644	1:00.586	233.8	23:38.950
5	1	2:23.769	39.172	42.623	1:01.974	221.8	12:14.765	11	1	2:19.183	38.127	41.733	59.323	240.5	25:58.133
6	1	2:25.055	39.675	43.303	1:02.077	225.0	14:39.820	12	1	3:42.928 B	38.132	45.284	2:19.512	235.8	29:41.061
7	1	2:24.594	39.443	44.323	1:00.828	221.8	17:04.414	13	1	2:40.638	58.560	42.225	59.853	142.9	32:21.699
8	1	2:38.905	39.471	58.060	1:01.374	224.1	19:43.319	14	1	2:20.461	38.866	41.628	59.967	243.8	34:42.160
9	1	2:24.070	39.781	43.708	1:00.531	219.1	22:07.389	15	1	2:21.488	38.686	42.768	1:00.034	238.4	37:03.648
10	1	2:25.145	39.672	43.898	1:01.575	223.6	24:32.534	16	1	2:22.435	38.212	43.463	1:00.760	238.9	39:26.083
								17	1	2:20.164	38.067	41.865	1:00.232	237.4	41:46.247
								18	1	2:19.915	38.253	42.008	59.654	237.4	44:06.162
								19	1	8:48.626 B	38.421	45.255	7:24.950	237.9	52:54.788
4		Porsche 908/03 1971 1. Henrique GEMPERLE 2. Marc de SIEBENTHAL					P+2L								
1	2	2:21.734	41.369	41.962	58.403		2:21.734								
2	2	2:17.643	37.860	41.553	58.230	222.2	4:39.377								
3	2	2:18.048	38.588	41.472	57.988	223.1	6:57.425								
4	2	2:17.203	37.768	41.083	58.352	222.7	9:14.628								
5	2	2:17.587	37.733	41.329	58.525	223.6	11:32.215								
6	2	2:17.020	37.744	41.116	58.160	223.6	13:49.235								
7	2	2:17.666	38.537	41.124	58.005	227.4	16:06.901								
8	2	2:17.093	38.094	40.968	58.031	225.9	18:23.994								
9	2	2:17.869	38.020	41.657	58.192	220.9	20:41.863								
10	2	2:16.776	37.490	41.509	57.777	226.4	22:58.639								
11	2	2:18.520	37.555	41.027	59.938	225.9	25:17.159								
12	2	2:19.524	39.273	41.669	58.582	224.5	27:36.683								
13	2	2:18.634	38.125	41.931	58.578	219.5	29:55.317								
14	2	2:18.052	37.898	41.769	58.385	212.6	32:13.369								
15	2	2:24.387 B	37.672	41.274	1:05.441	221.8	34:37.756								
16	1	4:51.808	3:00.234	47.168	1:04.406	93.0	39:29.564								
17	1	2:28.072	41.126	45.091	1:01.855	207.7	41:57.636								
18	1	2:26.501	41.996	42.931	1:01.574	214.7	44:24.137								
19	1	2:28.612	41.119	44.439	1:03.054	222.7	46:52.749								
20	1	2:27.016	41.728	44.106	1:01.182	214.7	49:19.765								
21	1	2:25.574	40.569	43.262	1:01.743	202.2	51:45.339								
22	1	2:26.200	39.455	43.545	1:03.200	221.8	54:11.539								
23	1	2:26.435	39.808	43.348	1:03.279	224.1	56:37.974								
24	1	2:22.700	39.749	42.529	1:00.422	218.2	59:00.674								
25	1	2:24.551	39.171	43.855	1:01.525	224.5	1:01:25.225								
6		Porsche 911 Carrera RSR 2.8L (C) 1973 1. Kurt THIEL					GT1								
1	1	2:50.210	55.697	47.700	1:06.813		2:50.210								
2	1	2:36.442	43.040	46.623	1:06.779	210.9	5:26.652								
3	1	2:37.656	42.824	47.393	1:07.439	210.1	8:04.308								
4	1	2:37.876	43.313	47.262	1:07.301	205.3	10:42.184								
7		Lola T70 Mk.3B 1969 1. Toni SEILER					P+2L								
1	1	2:30.847	44.708	42.181	1:03.958		2:30.847								
2	1	2:22.453	40.890	41.708	59.855	206.1	4:53.300								
3	1	2:21.075	38.234	42.989	59.852	238.4	7:14.375								
4	1	2:19.801	38.261	41.675	59.865	236.3	9:34.176								
5	1	2:20.804	39.038	41.626	1:00.140	219.1	11:54.980								
6	1	2:20.415	38.222	41.473	1:00.720	237.4	14:15.395								
8		Chevron B21 1972 1. Romain BELLETESTE					P-2L								
1	1	2:34.977	48.351	44.643	1:01.983		2:34.977								
2	1	2:25.021	39.737	43.865	1:01.419	210.1	4:59.998								
3	1	2:22.467	39.315	42.645	1:00.507	218.6	7:22.465								
4	1	2:23.401	38.977	42.809	1:01.615	220.4	9:45.866								
5	1	2:22.574	39.268	42.794	1:00.512	215.1	12:08.440								
6	1	2:22.301	39.042	43.035	1:00.224	214.7	14:30.741								
7	1	2:23.881	40.109	42.818	1:00.954	210.9	16:54.622								
8	1	2:21.690	38.976	42.367	1:00.347	214.7	19:16.312								
9	1	2:22.209	38.959	42.539	1:00.711	223.1	21:38.521								
10	1	2:21.544	38.890	42.546	1:00.108	218.6	24:00.065								
11	1	2:22.282	39.111	42.872	1:00.299	201.9	26:22.347								
12	1	2:22.373	38.667	42.780	1:00.926	221.8	28:44.720								
13	1	2:31.038 B	38.763	42.494	1:09.781	220.0	31:15.758								
14	1	4:39.033	2:55.698	42.505	1:00.830	133.2	35:54.791								
15	1	2:23.682	40.006	42.885	1:00.791	204.9	38:18.473								
16	1	2:22.493	39.229	42.861	1:00.403	215.6	40:40.966								
17	1	2:21.900	38.733	42.311	1:00.856	220.9	43:02.866								
18	1	2:22.466	38.727	42.926	1:00.813	218.2	45:25.332								
19	1	2:22.076	39.072	42.420	1:00.584	218.6	47:47.408								
20	1	2:22.405	38.904	42.729	1:00.772	224.1	50:09.813								
21	1	2:22.813	38.909	42.968	1:00.936	217.7	52:32.626								
22	1	2:23.914	39.872	43.037	1:01.005	209.3	54:56.540								
23	1	2:22.124	39.154	42.140	1:00.830	213.4	57:18.664								
24	1	2:23.883	39.087	43.218	1:01.578	214.3	59:42.547								
25	1	2:24.738	39.455	43.498	1:01.785	213.4	1:02:07.285								
10		Chevron B16 1971 1. Franco MEINERS					P-2L								
1	1	2:40.484 B	47.275	43.995	1:09.214		2:40.484								
13		Porsche 911 Carrera RSR 2.8L 1972 1. Oren NATAF					GT1								
1	1	3:03.026	1:00.596	50.559	1:11.871		3:03.026								
2	1	2:51.494	47.040	50.723	1:13.731	184.6	5:54.520								
3	1	2:51.579	47.365	51.531	1:12.683	185.2	8:46.099								
4	1	2:50.739	47.984	51.260	1:11.495	176.5	11:36.838								
5	1	2:49.693	46.428	50.784	1:12.481	184.3	14:26.531								
6	1	2:51.929	48.195	52.697	1:11.037	176.5	17:18.460								
7	1	2:50.938	48.098	52.409	1:10.431	178.5	20:09.398								
8	1	2:49.124	46.590	50.666	1:11.868	183.1	22:58.522								
9	1	2:47.906	46.041	50.602	1:11.263	180.6	25:46.428								



CLASSIC ENDURANCE RACING 1

DIX MILLE TOURS RACE

Sector Analysis

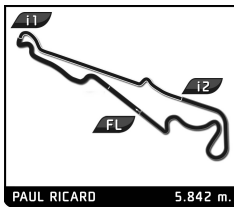
Lap	D	Time	Sector 1	Sector 2	Sector 3	T. Spd	Elapsed	Lap	D	Time	Sector 1	Sector 2	Sector 3	T. Spd	Elapsed
10	1	3:10.722	47.050	54.638	1:29.034	182.7	28:57.150	17	2	2:15.173	37.089	40.828	57.256	226.4	43:39.132
11	1	5:00.946	2:58.226	51.349	1:11.371	98.5	33:58.096	18	2	2:15.801	36.930	40.594	58.277	226.9	45:54.933
12	1	2:51.110	46.699	50.997	1:13.414	180.3	36:49.206	19	2	2:15.794	37.145	40.683	57.966	226.4	48:10.727
13	1	2:50.831	47.227	52.365	1:11.239	175.6	39:40.037	20	2	2:15.904	37.769	40.778	57.357	227.4	50:26.631
14	1	2:48.330	46.638	50.314	1:11.378	181.5	42:28.367	21	2	2:15.330	37.473	40.816	57.041	225.9	52:41.961
15	1	2:55.448	48.046	53.859	1:13.543	182.4	45:23.815	22	2	2:14.965	37.085	40.943	56.937	225.9	54:56.926
16	1	2:55.981	48.030	52.578	1:15.373	173.1	48:19.796	23	2	2:14.897	37.007	40.598	57.292	226.4	57:11.823
17	1	2:59.957	48.568	52.947	1:18.442	174.5	51:19.753	24	2	2:14.866	36.807	40.659	57.400	225.5	59:26.689
18	1	3:01.827	50.359	55.603	1:15.865	161.0	54:21.580	25	2	2:16.989	37.895	41.320	57.774	226.4	1:01:43.678
19	1	3:05.233	54.153	55.056	1:16.024	172.5	57:26.813								
20	1	3:15.633	52.132	1:02.625	1:20.876	153.0	1:00:42.446								

14 Lola T212 1971							
1. Mauro POPONCINI P-2L							
1	1	2:49.353	53.695	47.772	1:07.886		2:49.353
2	1	2:35.863	43.148	45.004	1:07.711	210.5	5:25.216
3	1	2:27.420	40.490	43.536	1:03.394	219.1	7:52.636
4	1	2:31.099	41.295	43.429	1:06.375	220.0	10:23.735
5	1	2:27.170	41.116	43.698	1:02.356	213.4	12:50.905
6	1	2:27.287	40.750	43.877	1:02.660	214.7	15:18.192
7	1	2:27.227	40.416	43.516	1:03.295	214.3	17:45.419
8	1	2:27.250	40.094	44.249	1:02.907	216.9	20:12.669
9	1	2:28.367	40.561	44.515	1:03.291	219.5	22:41.036
10	1	2:28.982	40.867	43.929	1:04.186	219.1	25:10.018
11	1	2:29.376	40.924	44.023	1:04.429	210.5	27:39.394
12	1	3:47.039	41.354	46.118	2:19.567	211.4	31:26.433
13	1	2:52.563	1:02.594	45.130	1:04.839	125.9	34:18.996
14	1	2:29.453	41.366	44.072	1:04.015	208.1	36:48.449
15	1	2:32.182	41.236	47.068	1:03.878	205.7	39:20.631
16	1	2:31.942	42.295	45.286	1:04.361	206.1	41:52.573
17	1	2:29.303	41.524	45.157	1:02.622	208.9	44:21.876
18	1	2:29.595	40.370	44.459	1:04.766	218.6	46:51.471
19	1	2:33.225	42.665	46.051	1:04.509	210.5	49:24.696
20	1	2:30.243	40.548	45.502	1:04.193	208.5	51:54.939
21	1	2:29.647	40.598	44.644	1:04.405	216.9	54:24.586
22	1	2:35.619	45.907	44.863	1:04.849	216.0	57:00.205
23	1	2:28.749	41.712	43.516	1:03.521	203.0	59:28.954
24	1	2:27.794	40.554	44.575	1:02.665	213.0	1:01:56.748

15 Chevron B19 1971							
1. John EMBERSON P-2L							
2. Nigel GREENSALL							
1	1	2:31.872	46.397	43.571	1:01.904		2:31.872
2	1	2:24.325	40.354	43.475	1:00.496	216.4	4:56.197
3	1	2:22.037	39.380	42.546	1:00.111	217.7	7:18.234
4	1	2:40.329	39.622	42.705	1:18.002	223.1	9:58.563
5	1	2:23.378	39.527	42.747	1:01.104	219.1	12:21.941
6	1	2:24.689	40.081	43.297	1:01.311	214.7	14:46.630
7	1	2:26.567	39.855	43.289	1:03.423	220.9	17:13.197
8	1	2:24.151	39.899	43.438	1:00.814	214.3	19:37.348
9	1	2:24.859	40.090	43.244	1:01.525	213.0	22:02.207
10	1	2:22.928	39.703	42.950	1:00.275	216.4	24:25.135
11	1	2:22.501	39.629	42.560	1:00.312	216.4	26:47.636
12	1	5:06.188	39.646	44.967	3:41.575	224.1	31:53.824
13	2	2:38.859	59.884	41.330	57.645	124.1	34:32.683
14	2	2:17.840	38.824	41.506	57.510	226.9	36:50.523
15	2	2:17.953	39.206	41.509	57.238	227.8	39:08.476
16	2	2:15.483	37.154	40.891	57.438	226.4	41:23.959

16 Lola T212 1971							
1. Serge KRINKOFF P-2L							
1	1	2:32.431	45.998	43.270	1:03.163		2:32.431
2	1	2:22.867	40.082	42.313	1:00.472	221.3	4:55.298
3	1	2:20.668	39.039	42.237	59.392	228.8	7:15.966
4	1	2:20.192	38.687	42.082	59.423	224.1	9:36.158
5	1	2:20.932	38.794	42.155	59.983	225.9	11:57.090
6	1	2:22.594	39.291	42.229	1:01.074	225.9	14:19.684
7	1	2:21.091	38.875	42.330	59.886	228.8	16:40.775
8	1	2:20.812	38.969	42.278	59.565	229.3	19:01.587
9	1	2:21.275	38.970	42.653	59.652	229.8	21:22.862
10	1	2:20.775	38.946	42.260	59.569	224.5	23:43.637
11	1	2:33.666	38.961	42.321	1:12.384	230.3	26:17.303
12	1	4:40.207	2:57.008	43.221	59.978	127.2	30:57.510
13	1	2:20.782	38.484	42.438	59.860	226.4	33:18.292
14	1	2:20.220	38.572	42.491	59.157	226.9	35:38.512
15	1	2:20.742	39.018	42.587	59.137	226.4	37:59.254
16	1	2:19.980	37.987	42.401	59.592	232.3	40:19.234
17	1	2:20.890	38.989	42.081	59.920	225.9	42:40.124
18	1	2:20.848	38.311	43.107	59.430	230.3	45:00.972
19	1	2:19.567	38.171	42.100	59.296	229.3	47:20.539
20	1	2:20.731	38.715	42.312	59.704	226.9	49:41.270
21	1	2:20.925	38.466	42.399	1:00.060	227.4	52:02.195
22	1	2:19.318	38.317	42.051	58.950	229.3	54:21.513
23	1	2:21.342	39.662	42.166	59.514	225.9	56:42.855
24	1	2:22.224	38.732	42.700	1:00.792	229.3	59:05.079
25	1	2:20.904	38.688	42.708	59.508	227.4	1:01:25.983

19 Chevron B19 1971							
1. Rolf SIGRIST P-2L							
1	1	2:29.936	42.627	42.329	1:04.980		2:29.936
2	1	2:19.519	38.188	41.522	59.809	226.9	4:49.455
3	1	2:22.300	38.609	42.228	1:01.463	230.8	7:11.755
4	1	2:22.338	38.835	42.101	1:01.402	229.3	9:34.093
5	1	2:22.572	39.936	41.986	1:00.650	210.9	11:56.665
6	1	2:22.073	39.262	41.976	1:00.835	231.8	14:18.738
7	1	2:20.325	38.937	41.980	59.408	231.8	16:39.063
8	1	2:19.904	37.953	42.736	59.215	230.8	18:58.967
9	1	2:19.997	38.353	41.704	59.940	233.3	21:18.964
10	1	2:20.945	38.295	41.963	1:00.687	233.8	23:39.909
11	1	2:20.210	38.320	41.727	1:00.163	230.8	26:00.119
12	1	2:27.832	37.970	44.167	1:05.695	230.3	28:27.951
13	1	2:19.235	38.452	41.520	59.263	226.4	30:47.186
14	1	4:34.870	38.646	41.924	3:14.300	228.3	35:22.056
15	1	2:48.042	56.099	42.146	1:09.797	133.2	38:10.098
16	1	2:19.249	38.449	41.661	59.139	229.3	40:29.347
17	1	2:19.147	38.376	41.718	59.053	231.8	42:48.494

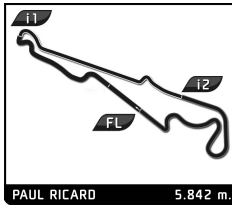


CLASSIC ENDURANCE RACING 1

DIX MILLE TOURS RACE

Sector Analysis

								■ Personal Best ■ Session Best ■ Crossing the finish line in pit lane							
Lap	D	Time	Sector 1	Sector 2	Sector 3	T. Spd	Elapsed	Lap	D	Time	Sector 1	Sector 2	Sector 3	T. Spd	Elapsed
18	1	2:20.697	38.373	42.323	1:00.001	231.8	45:09.191								
19	1	2:24.529	38.360	41.653	1:04.516	231.3	47:33.720								
20	1	2:21.365	38.829	41.863	1:00.673	230.8	49:55.085								
21	1	2:20.513	38.801	41.860	59.852	228.8	52:15.598								
20		Porsche 911 Carrera RSR 3.0 1974													
		1. Rémi TERRAIL					GT1								
		2. Jürg AEBERHARD													
1	2	2:41.310	52.071	45.973	1:03.266		2:41.310								
2	2	2:26.770	40.807	43.973	1:01.990	211.4	5:08.080								
3	2	2:28.143	40.802	44.239	1:03.102	209.7	7:36.223								
4	2	2:28.931	41.517	44.643	1:02.771	211.8	10:05.154								
5	2	2:26.426	40.033	44.276	1:02.117	212.6	12:31.580								
6	2	2:26.420	39.877	44.106	1:02.437	210.1	14:58.000								
7	2	2:25.773	39.612	44.030	1:02.131	210.5	17:23.773								
8	2	2:30.251	40.341	47.390	1:02.520	211.8	19:54.024								
9	2	2:26.136	39.482	44.261	1:02.393	212.2	22:20.160								
10	2	2:26.935	40.032	44.348	1:02.555	209.7	24:47.095								
11	2	2:26.812	40.111	44.125	1:02.576	208.1	27:13.907								
12	2	2:26.783	40.301	44.231	1:02.251	207.7	29:40.690								
13	2	2:36.687	B 39.681	44.261	1:12.745	210.1	32:17.377								
14	1	5:58.563	4:06.175	46.537	1:05.851	122.7	38:15.940								
15	1	2:35.317	43.261	46.351	1:05.705	205.7	40:51.257								
16	1	2:33.750	42.027	46.411	1:05.312	203.0	43:25.007								
17	1	2:32.534	41.559	45.949	1:05.026	205.3	45:57.541								
18	1	2:31.603	41.495	45.933	1:04.175	207.3	48:29.144								
19	1	2:32.754	41.921	45.709	1:05.124	211.8	51:01.898								
20	1	2:33.978	42.065	46.136	1:05.777	206.9	53:35.876								
21	1	2:32.190	41.600	45.621	1:04.969	208.5	56:08.066								
22	1	2:33.167	41.989	45.546	1:05.632	197.1	58:41.233								
23	1	2:34.119	42.971	46.257	1:04.891	206.5	1:01:15.352								
21		De Tomaso Pantera Gr. IV 1975													
		1. Detlef VON DER LIECK					GT1								
		2. Ralf KELLENS													
1	2	2:41.447	50.869	44.861	1:05.717		2:41.447								
2	2	2:29.425	41.692	44.413	1:03.320	209.3	5:10.872								
3	2	2:28.956	40.746	44.084	1:04.126	218.2	7:39.828								
4	2	2:30.068	41.284	44.111	1:04.673	214.7	10:09.896								
5	2	2:30.196	41.470	44.507	1:04.219	220.0	12:40.092								
6	2	2:30.188	41.266	44.090	1:04.832	217.7	15:10.280								
7	2	2:29.623	41.458	44.214	1:03.951	217.3	17:39.903								
8	2	2:29.697	40.878	44.151	1:04.668	223.6	20:09.600								
9	2	2:30.469	41.232	44.385	1:04.852	215.6	22:40.069								
10	2	2:31.046	41.315	44.997	1:04.734	216.0	25:11.115								
11	2	2:37.068	B 41.191	44.512	1:11.365	215.6	27:48.183								
12	1	5:04.082	3:19.031	43.598	1:01.453	103.2	32:52.265								
13	1	2:24.679	40.191	43.493	1:00.995	221.3	35:16.944								
14	1	2:21.793	38.966	42.613	1:00.214	224.5	37:38.737								
15	1	2:22.508	38.777	43.055	1:00.676	228.8	40:01.245								
16	1	2:22.711	38.825	43.063	1:00.823	232.3	42:23.956								
17	1	2:22.779	39.155	42.777	1:00.847	229.3	44:46.735								
18	1	2:22.634	38.924	42.720	1:00.990	231.8	47:09.369								
19	1	2:22.268	38.943	42.616	1:00.709	232.8	49:31.637								
20	1	2:23.128	38.738	42.742	1:01.648	231.8	51:54.765								
21	1	2:22.623	38.843	42.362	1:01.418	229.8	54:17.388								
22	1	2:23.585	39.286	42.847	1:01.452	229.3	56:40.973								
23	1	2:24.875	40.393	43.428	1:01.054	220.0	59:05.848								
24	1	2:23.047	39.349	42.814	1:00.884	214.7	1:01:28.895								
22		Chevron B16 1970													
		1. Didier ROBIN													P-2L
		2. Arnold ROBIN													
1	2	2:37.147	48.826	45.135	1:03.186		2:37.147								
2	2	2:25.638	40.259	43.492	1:01.887	214.7	5:02.785								
3	2	2:24.655	39.843	43.475	1:01.337	215.6	7:27.440								
4	2	2:24.907	39.972	43.932	1:01.003	217.3	9:52.347								
5	2	2:23.166	39.405	43.157	1:00.604	216.0	12:15.513								
6	2	2:25.185	39.850	43.490	1:01.845	216.9	14:40.698								
7	2	2:25.170	39.799	43.942	1:01.429	209.7	17:05.868								
8	2	2:23.849	39.870	43.269	1:00.710	215.6	19:29.717								
9	2	2:25.382	39.430	43.705	1:02.247	214.7	21:55.099								
10	2	2:25.384	39.797	44.326	1:01.261	216.4	24:20.483								
11	2	2:23.996	39.942	43.935	1:00.119	218.2	26:44.479								
12	2	2:25.533	39.056	44.896	1:01.581	214.3	29:10.012								
13	2	4:31.893	B 39.052	43.056	3:09.785	213.0	33:41.905								
14	1	2:47.579	57.342	45.961	1:04.276	116.8	36:29.484								
15	1	2:30.627	41.213	45.674	1:03.740	207.3	39:00.111								
16	1	2:30.557	41.080	45.638	1:03.839	210.5	41:30.668								
17	1	2:30.006	40.909	45.168	1:03.929	207.7	44:00.674								
18	1	2:31.096	41.297	45.434	1:04.365	203.4	46:31.770								
19	1	2:29.012	41.498	44.757	1:02.757	203.4	49:00.782								
20	1	2:29.408	41.227	45.135	1:03.046	201.5	51:30.190								
21	1	2:29.480	40.586	45.470	1:03.424	210.1	53:59.670								
23		Chevrolet Corvette C3 1971													
		1. MAVERICK					GT1								
1	1	2:43.966	52.049	46.369	1:05.548		2:43.966								
2	1	2:33.802	42.054	44.900	1:06.848	201.5	5:17.768								
3	1	2:31.966	41.306	45.159	1:05.501	226.4	7:49.734								
4	1	2:34.031	41.758	44.841	1:07.432	230.3	10:23.765								
24		Lola T212 1971													
		1. Christophe BEAUDON					P-2L								
1	1	2:37.752	48.987	45.129	1:03.636		2:37.752								
2	1	2:25.066	40.204	43.385	1:01.477	222.7	5:02.818								
3	1	2:23.971	39.432	43.226	1:01.313	224.5	7:26.789								
4	1	2:24.903	40.431	43.538	1:00.934	227.4	9:51.692								
5	1	2:23.191	39.244	42.943	1:01.004	225.9	12:14.883								
6	1	2:25.051	40.192	43.055	1:01.804	217.7	14:39.934								
7	1	2:24.663	40.234	43.662	1:00.767	220.4	17:04.597								
8	1	2:24.301	39.635	44.345	1:00.321	223.6	19:28.898								
9	1	2:25.500	39.159	44.185	1:02.156	225.9	21:54.398								
10															



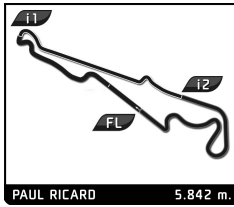
CLASSIC ENDURANCE RACING 1

DIX MILLE TOURS RACE

Sector Analysis

■ Personal Best
 ■ Session Best
 ■ Crossing the finish line in pit lane

Lap	D	Time	Sector 1	Sector 2	Sector 3	T. Spd	Elapsed	Lap	D	Time	Sector 1	Sector 2	Sector 3	T. Spd	Elapsed
24	1	2:26.881	40.464	44.674	1:01.743	221.3	1:01:53.231	17	1	2:26.825	40.468	44.286	1:02.071	210.5	44:18.245
25		Porsche 911 Carrera RSR 3.0 (C) 1974						18	1	2:27.320	39.996	44.752	1:02.572	214.7	46:45.565
		1.Uwe KOLB					GT1	19	1	2:27.361	40.234	45.199	1:01.928	211.4	49:12.926
		2.Patrick KOLB						20	1	2:26.841	40.007	44.684	1:02.150	210.9	51:39.767
1	2	2:47.720	54.332	47.835	1:05.553		2:47.720	21	1	2:28.318	40.265	44.387	1:03.666	210.5	54:08.085
2	2	2:34.220	43.081	45.962	1:05.177	196.7	5:21.940	22	1	2:29.775	41.327	44.848	1:03.600	210.9	56:37.860
3	2	2:31.089	40.863	46.311	1:03.915	207.7	7:53.029	23	1	2:27.288	40.305	44.792	1:02.191	210.5	59:05.148
4	2	2:31.230	41.386	45.084	1:04.760	207.7	10:24.259	24	1	2:27.562	40.614	44.678	1:02.270	213.4	1:01:32.710
5	2	2:31.898	42.240	45.834	1:03.824	204.5	12:56.157								
6	2	2:28.853	40.674	45.142	1:03.037	201.9	15:25.010								
7	2	2:28.911	40.689	45.321	1:02.901	201.1	17:53.921								
8	2	2:29.211	40.719	45.262	1:03.230	200.4	20:23.132								
9	2	2:28.953	40.361	44.960	1:03.632	201.5	22:52.085								
10	2	2:29.343	40.525	45.317	1:03.501	203.0	25:21.428								
11	2	4:16.350 B	44.228	1:33.890	1:58.232	199.3	29:37.778								
35		Lola T70 Mk.3B 1969						40		Ford GT40 1968					
		1.Armand MILLE					P+2L			1.Philippe SCEMAMA					GT1
1	1	2:18.798	40.409	40.250	58.139		2:18.798	1	1	2:34.227	47.957	44.187	1:02.083		2:34.227
2	1	2:15.305	36.890	40.385	58.030	245.5	4:34.103	2	1	2:25.161	40.084	43.449	1:01.628	213.9	4:59.388
3	1	2:16.034	37.191	40.687	58.156	243.8	6:50.137	3	1	2:25.277	40.273	43.642	1:01.362	234.8	7:24.665
4	1	2:16.115	36.937	40.851	58.327	246.6	9:06.252	4	1	2:24.338	39.309	43.609	1:01.420	225.9	9:49.003
5	1	2:16.607	37.143	40.628	58.836	241.1	11:22.859	5	1	2:24.042	39.020	43.008	1:02.014	234.3	12:13.045
6	1	2:18.153	37.669	40.674	59.810	238.9	13:41.012	6	1	2:25.007	39.650	43.463	1:01.894	238.4	14:38.052
7	1	2:17.633	37.586	40.602	59.445	242.7	15:58.645	7	1	2:24.742	39.467	43.593	1:01.682	239.5	17:02.794
8	1	2:17.742	37.801	40.948	58.993	238.4	18:16.387	8	1	2:24.688	39.617	43.151	1:01.920	225.5	19:27.482
9	1	2:19.769	38.228	42.334	59.207	238.4	20:36.156	9	1	2:25.078	39.360	43.739	1:01.979	229.8	21:52.560
10	1	2:15.342	36.914	40.288	58.140	246.0	22:51.498	10	1	2:24.341	39.040	43.448	1:01.853	236.8	24:16.901
11	1	2:17.386	37.689	40.579	59.118	244.9	25:08.884	11	1	2:31.672 B	40.098	43.991	1:07.583	212.2	26:48.573
12	1	2:26.823 B	37.601	41.055	1:08.167	235.8	27:35.707	12	1	4:43.929	2:57.245	44.393	1:02.291	129.3	31:32.502
13	1	4:32.042	2:51.814	41.549	58.679	150.6	32:07.749	13	1	2:25.376	39.512	43.870	1:01.994	230.8	33:57.878
14	1	2:16.223	37.495	40.139	58.589	238.9	34:23.972	14	1	2:26.308	40.635	43.438	1:02.235	206.9	36:24.186
15	1	2:16.995	37.444	40.563	58.988	243.8	36:40.967	15	1	2:26.138	40.856	43.451	1:01.831	214.7	38:50.324
16	1	2:17.256	37.748	40.409	59.099	234.8	38:58.223	16	1	2:26.471	40.098	43.727	1:02.646	220.9	41:16.795
17	1	2:17.188	37.444	40.953	58.791	244.3	41:15.411	17	1	2:25.431	39.622	43.698	1:02.111	236.8	43:42.226
18	1	2:17.722	37.948	40.659	59.115	244.3	43:33.133	18	1	2:27.259	39.687	44.183	1:03.389	228.8	46:09.485
19	1	2:18.278	37.720	41.008	59.550	244.9	45:51.411	19	1	2:28.522	40.277	44.304	1:03.941	210.9	48:38.007
20	1	2:17.942	38.231	40.715	58.996	238.9	48:09.353	20	1	2:27.590	40.259	44.250	1:03.081	225.5	51:05.597
36		Porsche 910 1967						45		Chevron B19 1971					
		1.Jürgen RUDOLPH					P-2L			1.Gianluigi CANDIANI					P-2L
		2.Frédéric ROUVIER								2.Frédéric ROUVIER					
1	1	2:39.690	51.229	45.227	1:03.234		2:39.690	1	1	2:31.463	45.776	43.133	1:02.554		2:31.463
2	1	2:27.124	40.198	44.465	1:02.461	214.7	5:06.814	2	1	2:23.031	39.086	42.809	1:01.136	230.3	4:54.494
3	1	2:28.371	40.843	44.387	1:03.141	216.4	7:35.185	3	1	2:23.636	40.655	42.442	1:00.539	229.3	7:18.130
4	1	2:26.928	40.602	44.377	1:01.949	216.0	10:02.113	4	1	2:23.278	39.512	42.697	1:01.069	226.9	9:41.408
5	1	2:26.741	40.407	44.486	1:01.848	210.9	12:28.854	5	1	2:23.853	39.246	43.226	1:01.381	225.5	12:05.261
6	1	2:27.323	40.425	44.988	1:01.910	209.7	14:56.177	6	1	2:24.341	40.907	42.941	1:00.493	225.0	14:29.602
7	1	2:26.054	40.129	44.257	1:01.668	212.6	17:22.231	7	1	2:24.589	40.569	43.434	1:00.586	221.3	16:54.191
8	1	2:27.738	40.593	44.283	1:02.862	213.4	19:49.969	8	1	2:23.873	40.427	42.835	1:00.611	226.4	19:18.064
9	1	2:26.387	40.253	44.461	1:01.673	212.6	22:16.356	9	1	2:24.019	40.065	42.567	1:01.387	226.4	21:42.083
10	1	2:26.984	39.857	44.362	1:02.765	212.6	24:43.340	10	1	2:25.614	40.323	43.405	1:01.886	225.0	24:07.697
11	1	2:26.858	40.486	44.093	1:02.279	210.9	27:10.198	11	1	4:39.280 B	40.152	45.486	3:13.642	226.4	28:46.977
12	1	2:29.211	40.181	45.237	1:03.793	213.0	29:39.409	12	2	2:40.281	59.519	42.423	58.339	128.4	31:27.258
13	1	2:37.097 B	40.014	44.051	1:13.032	212.6	32:16.506	13	2	2:17.796	37.645	41.319	58.832	230.8	33:45.054
14	1	4:38.471	2:51.896	44.193	1:02.382	127.7	36:54.977	14	2	2:17.160	37.833	41.187	58.140	232.8	36:02.214
15	1	2:28.707	40.856	45.724	1:02.127	209.7	39:23.684	15	2	2:18.907	38.018	42.282	58.607	231.8	38:21.121
16	1	2:27.736	41.095	44.201	1:02.440	212.2	41:51.420	16	2	2:16.651	37.721	40.955	57.975	233.8	40:37.772
								17	2	2:18.111	37.856	41.573	58.682	234.3	42:55.883
								18	2	2:18.021	37.507	41.674	58.840	233.3	45:13.904
								19	2	2:20.064	37.653	41.069	1:01.342	233.8	47:33.968

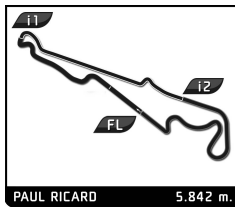


CLASSIC ENDURANCE RACING 1

DIX MILLE TOURS RACE

Sector Analysis

Lap	D	Time	Sector 1	Sector 2	Sector 3	T. Spd	Elapsed	Lap	D	Time	Sector 1	Sector 2	Sector 3	T. Spd	Elapsed
20	2	2:17.339	37.753	41.422	58.164	235.8	49:51.307								
21	2	2:16.768	37.709	41.039	58.020	233.8	52:08.075								
22	2	2:16.448	37.461	41.128	57.859	233.8	54:24.523								
<div style="display: flex; justify-content: space-between;"> <div style="border: 1px solid black; padding: 5px;"> 49 Porsche 911 Carrera RS 3.0 1974 1.Christophe FLORIN GT1 </div> <div style="border: 1px solid black; padding: 5px;"> 58 Chevron B19 1971 1.NELSON P-2L 2.Pierre FILLON </div> </div>															
1	1	2:57.728	58.654	49.156	1:09.918		2:57.728	1	1	2:33.041	45.341	42.746	1:04.954		2:33.041
2	1	2:43.088	44.637	48.621	1:09.830	191.5	5:40.816	2	1	2:21.718	39.869	42.331	59.518	227.4	4:54.759
3	1	2:41.232	44.060	48.852	1:08.320	195.3	8:22.048	3	1	2:20.660	38.787	42.140	59.733	231.8	7:15.419
4	1	2:40.074	43.962	48.089	1:08.023	196.4	11:02.122	4	1	2:19.555	38.143	41.691	59.721	228.3	9:34.974
5	1	2:42.236	44.053	47.918	1:10.265	196.7	13:44.358	5	1	2:20.732	38.727	41.991	1:00.014	228.8	11:55.706
6	1	2:40.112	44.111	47.794	1:08.207	196.4	16:24.470	6	1	2:23.364	39.924	42.040	1:01.400	225.9	14:19.070
7	1	2:41.809	44.554	48.663	1:08.592	196.7	19:06.279	7	1	2:21.202	38.935	41.928	1:00.339	231.3	16:40.272
8	1	2:38.873	43.465	47.886	1:07.522	196.0	21:45.152	8	1	2:20.835	39.009	42.213	59.613	230.3	19:01.107
9	1	2:40.085	43.259	49.171	1:07.655	198.9	24:25.237	9	1	2:21.488	38.853	42.654	59.981	230.3	21:22.595
10	1	2:38.105	43.024	47.562	1:07.519	199.3	27:03.342	10	1	2:19.250	38.740	42.099	58.411	229.3	23:41.845
11	1	2:40.626	43.572	48.511	1:08.543	198.2	29:43.968	11	1	2:18.903	38.782	41.754	58.367	229.3	26:00.748
12	1	2:38.594	42.783	48.712	1:07.099	199.3	32:22.562	12	1	2:26.600	38.007	43.681	1:04.912	229.8	28:27.348
13	1	2:37.070	42.630	47.661	1:06.779	200.7	34:59.632	13	1	4:35.201 B	37.965	41.967	3:15.269	227.4	33:02.549
14	1	2:40.284 B	43.146	47.536	1:09.602	199.3	37:39.916	14	2	2:51.997	1:04.175	44.728	1:03.094	113.7	35:54.546
15	1	4:51.577	2:56.306	47.808	1:07.463	113.2	42:31.493	15	2	2:26.926	40.760	44.112	1:02.054	223.1	38:21.472
16	1	3:02.058	55.807	57.109	1:09.142	199.3	45:33.551	16	2	2:25.411	40.011	43.846	1:01.554	205.3	40:46.883
17	1	2:41.142	44.011	48.329	1:08.802	196.4	48:14.693	17	2	2:24.861	39.715	43.960	1:01.186	226.4	43:11.744
18	1	2:42.485	44.290	48.861	1:09.334	190.5	50:57.178	18	2	2:25.933	39.594	44.213	1:02.126	226.4	45:37.677
<div style="display: flex; justify-content: space-between;"> <div style="border: 1px solid black; padding: 5px;"> 51 Porsche 911 Carrera RSR 3.0 1974 1.Frédéric DI EGIDIO GT1 2.Guido DI EGIDIO </div> <div style="border: 1px solid black; padding: 5px;"> 59 Porsche 911 Carrera RSR 3.0 1974 1.Jean-Louis BONNET GT1 </div> </div>															
1	1	2:49.123	55.105	47.251	1:06.767		2:49.123	1	1	3:02.395	59.626	50.705	1:12.064		3:02.395
2	1	2:35.995	42.965	46.744	1:06.286	207.3	5:25.118	2	1	2:51.678	46.147	52.410	1:13.121	194.6	5:54.073
3	1	2:35.164	42.804	46.938	1:05.422	203.4	8:00.282	3	1	2:51.440	46.532	51.609	1:13.299	191.8	8:45.513
4	1	2:34.061	42.333	46.819	1:04.909	200.7	10:34.343	4	1	2:50.003	47.940	50.748	1:11.315	180.6	11:35.516
5	1	2:32.792	41.868	46.126	1:04.798	203.4	13:07.135	5	1	2:49.543	46.113	50.324	1:13.106	184.3	14:25.059
6	1	2:32.306	41.905	45.801	1:04.600	202.6	15:39.441	6	1	2:51.449	48.515	51.438	1:11.496	183.7	17:16.508
7	1	2:32.952	41.905	45.994	1:05.053	204.5	18:12.393	7	1	2:50.056	46.921	51.022	1:12.113	190.8	20:06.564
8	1	2:31.895	41.693	45.476	1:04.726	203.0	20:44.288	8	1	2:50.585	47.454	51.257	1:11.874	186.5	22:57.149
9	1	2:32.911	42.100	45.822	1:04.989	206.1	23:17.199	9	1	2:47.718	46.034	50.244	1:11.440	192.5	25:44.867
10	1	2:43.327 B	42.324	45.977	1:15.026	203.4	26:00.526	10	1	3:06.869 B	46.071	50.285	1:30.513	190.8	28:51.736
11	1	4:47.515	2:55.982	46.521	1:05.012	123.3	30:48.041	11	1	5:04.292	3:00.498	51.611	1:12.183	95.7	33:56.028
12	1	2:34.377	42.230	46.768	1:05.379	198.9	33:22.418	12	1	2:51.785	47.775	51.073	1:12.937	170.1	36:47.813
13	1	2:32.324	42.092	45.526	1:04.706	193.2	35:54.742	13	1	2:48.078	46.674	50.922	1:10.482	197.1	39:35.891
14	1	2:34.203	42.379	47.849	1:03.975	195.3	38:28.945	14	1	2:48.707	45.692	51.329	1:11.686	194.9	42:24.598
15	1	2:32.240	40.903	46.526	1:04.811	208.1	41:01.185	15	1	2:50.054	46.874	51.973	1:11.207	176.5	45:14.652
16	1	2:34.945	41.501	46.529	1:06.915	206.5	43:36.130	16	1	2:48.736	45.753	50.944	1:12.039	191.5	48:03.388
17	1	2:35.407	42.375	46.900	1:06.132	201.9	46:11.537	17	1	2:50.200	46.511	50.726	1:12.963	190.8	50:53.588
18	1	2:34.724	41.860	47.052	1:05.812	198.2	48:46.261	18	1	2:47.427	46.013	50.572	1:10.842	189.1	53:41.015
19	1	2:35.786	42.481	47.275	1:06.030	198.2	51:22.047	19	1	2:50.442	47.503	51.113	1:11.826	191.2	56:31.457
20	1	2:36.724	43.466	46.848	1:06.410	198.9	53:58.771	20	1	2:47.543	46.281	50.536	1:10.726	179.1	59:19.000
21	1	2:33.143	41.895	46.411	1:04.837	202.6	56:31.914	21	1	2:48.779	45.659	51.972	1:11.148	186.2	1:02:07.779
22	1	2:33.320	41.453	46.321	1:05.546	210.5	59:05.234								
23	1	2:35.218	42.114	47.285	1:05.819	201.1	1:01:40.452								
<div style="display: flex; justify-content: space-between;"> <div style="border: 1px solid black; padding: 5px;"> 52 Porsche 911 Carrera RSR 3.0 1974 1.William PAUL GT1 </div> <div style="border: 1px solid black; padding: 5px;"> 62 Chevron B19 1971 1.Michael BIRCH P-2L </div> </div>															
1	1	2:45.828	53.576	46.919	1:05.333		2:45.828	1	1	2:40.449	51.483	45.808	1:03.158		2:40.449
2	1	2:53.947 B	41.973	45.709	1:26.265	202.6	5:39.775	2	1	2:26.932	41.220	43.590	1:02.122	209.3	5:07.381
3	1	7:00.030 B	4:54.225	45.517	1:20.288	117.9	12:39.805								
4	1	8:55.914 B	6:50.516	45.876	1:19.522	116.0	21:35.719								



CLASSIC ENDURANCE RACING 1

DIX MILLE TOURS RACE

Sector Analysis

Lap	D	Time	Sector 1	Sector 2	Sector 3	T. Spd	Elapsed	Lap	D	Time	Sector 1	Sector 2	Sector 3	T. Spd	Elapsed
3	1	2:28.893	41.855	44.028	1:03.010	193.9	7:36.274	7	1	2:36.518	42.612	47.092	1:06.814	210.5	18:43.663
4	1	2:28.239	41.181	44.464	1:02.594	213.4	10:04.513	8	1	2:40.051	42.390	47.921	1:09.740	210.9	21:23.714
5	1	2:26.239	40.421	43.347	1:02.471	213.0	12:30.752	9	1	2:35.737	42.717	46.443	1:06.577	206.9	23:59.451
6	1	2:26.475	40.461	43.791	1:02.223	213.9	14:57.227	10	1	2:37.666	43.661	46.527	1:07.478	192.5	26:37.117
7	1	2:25.864	39.944	44.415	1:01.505	220.0	17:23.091	11	1	2:52.044	B 42.574	51.521	1:17.949	209.3	29:29.161
8	1	2:29.476	40.785	46.387	1:02.304	218.6	19:52.567	12	1	5:36.075	3:41.473	47.155	1:07.447	123.7	35:05.236
9	1	2:25.423	39.984	43.970	1:01.469	220.0	22:17.990	13	1	2:36.486	42.691	46.448	1:07.347	211.4	37:41.722
10	1	2:25.481	40.151	43.555	1:01.775	220.4	24:43.471	14	1	2:42.893	43.007	47.103	1:12.783	212.2	40:24.615
11	1	2:25.722	39.720	43.549	1:02.453	219.5	27:09.193	15	1	2:41.752	43.921	47.571	1:10.260	205.3	43:06.367
12	1	2:27.276	40.237	44.170	1:02.869	220.9	29:36.469	16	1	2:42.748	43.519	48.293	1:10.936	208.5	45:49.115
13	1	2:36.282	B 40.352	43.810	1:12.120	216.0	32:12.751	17	1	2:39.338	44.839	47.270	1:07.229	207.7	48:28.453
14	1	4:44.772	2:58.577	44.281	1:01.914	113.8	36:57.523	18	1	2:43.645	44.143	48.508	1:10.994	207.3	51:12.098
15	1	2:30.008	41.185	46.057	1:02.766	217.7	39:27.531	19	1	2:37.703	42.777	47.378	1:07.548	206.9	53:49.801
16	1	2:29.451	41.140	44.754	1:03.557	208.1	41:56.982	20	1	2:41.411	46.164	47.546	1:07.701	203.0	56:31.212
17	1	2:26.914	40.625	44.332	1:01.957	218.2	44:23.896	21	1	2:38.263	43.135	46.300	1:08.828	212.6	59:09.475
18	1	2:28.703	40.785	44.364	1:03.554	219.5	46:52.599	22	1	2:38.853	43.579	46.919	1:08.355	209.3	1:01:48.328
19	1	2:26.750	40.957	43.735	1:02.058	221.8	49:19.349								
20	1	2:26.618	40.340	43.584	1:02.694	219.1	51:45.967								
21	1	2:27.811	41.150	44.221	1:02.440	209.3	54:13.778								
22	1	2:26.611	41.366	43.588	1:01.657	219.5	56:40.389								
23	1	2:26.478	40.226	43.994	1:02.258	218.6	59:06.867								
24	1	2:26.758	40.958	43.596	1:02.204	221.3	1:01:33.625								

Personal Best Session Best B Crossing the finish line in pit lane

63	Porsche 911 Carrera RSR 2.8 1973	1. Didier DENAT	GT1
-----------	----------------------------------	-----------------	-----

1	1	2:47.129	54.303	46.999	1:05.827		2:47.129
2	1	2:33.413	42.732	45.990	1:04.691	204.5	5:20.542
3	1	2:34.212	41.670	47.009	1:05.533	208.1	7:54.754
4	1	2:33.107	41.820	46.599	1:04.688	203.0	10:27.861
5	1	2:34.107	41.854	46.426	1:05.827	200.4	13:01.968
6	1	2:33.258	41.887	46.583	1:04.788	203.0	15:35.226
7	1	2:33.342	41.643	46.447	1:05.252	203.0	18:08.568
8	1	2:35.032	41.612	46.667	1:06.753	203.8	20:43.600
9	1	2:33.435	41.696	46.698	1:05.041	205.3	23:17.035
10	1	2:33.635	41.962	46.307	1:05.366	200.7	25:50.670
11	1	2:48.075	B 42.367	48.353	1:17.355	198.5	28:38.745
12	1	4:43.909	2:54.310	45.764	1:03.835	117.8	33:22.654
13	1	2:33.762	41.379	46.415	1:05.968	214.7	35:56.416
14	1	2:31.155	41.320	45.594	1:04.241	211.4	38:27.571
15	1	2:31.645	41.108	46.049	1:04.488	210.1	40:59.216
16	1	2:31.755	41.109	45.812	1:04.834	209.3	43:30.971
17	1	2:33.260	41.846	46.248	1:05.166	206.1	46:04.231
18	1	2:32.939	41.743	45.748	1:05.448	204.5	48:37.170
19	1	2:33.241	41.924	45.824	1:05.493	204.2	51:10.411
20	1	2:33.333	41.433	46.152	1:05.748	210.1	53:43.744
21	1	2:36.159	44.722	46.323	1:05.114	211.4	56:19.903
22	1	2:35.968	41.660	47.349	1:06.959	208.1	58:55.871
23	1	2:38.573	42.743	49.176	1:06.654	194.9	1:01:34.444

64	Porsche 911 Carrera RSR 3.0 (C) 1974	1. Frédéric DUCOURAU	GT1
-----------	--------------------------------------	----------------------	-----

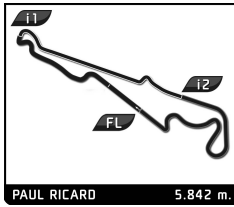
1	1	2:53.378	57.728	48.195	1:07.455		2:53.378
2	1	2:39.446	43.145	47.528	1:08.773	208.1	5:32.824
3	1	2:38.261	43.025	47.271	1:07.965	210.1	8:11.085
4	1	2:41.810	43.063	50.449	1:08.298	208.9	10:52.895
5	1	2:37.378	43.012	46.973	1:07.393	210.1	13:30.273
6	1	2:36.872	42.722	46.897	1:07.253	208.9	16:07.145

68	Porsche 911 Carrera RSR 3.0 1974	1. Claudio RODDARO	GT1
-----------	----------------------------------	--------------------	-----

1	1	2:37.976	49.981	45.047	1:02.948		2:37.976
2	1	2:28.112	40.708	44.510	1:02.894	210.9	5:06.088
3	1	2:28.831	40.604	45.287	1:02.940	212.6	7:34.919
4	1	2:29.078	41.415	44.486	1:03.177	212.2	10:03.997
5	1	2:28.059	40.341	44.990	1:02.728	212.6	12:32.056
6	1	2:26.668	40.225	44.464	1:01.979	212.6	14:58.724
7	1	2:25.502	39.750	43.749	1:02.003	215.6	17:24.226
8	1	2:29.064	40.170	46.969	1:01.925	215.6	19:53.290
9	1	2:26.954	39.786	44.797	1:02.371	214.7	22:20.244
10	1	2:26.921	39.685	44.540	1:02.696	217.3	24:47.165
11	1	2:39.621	B 39.748	44.137	1:15.736	216.0	27:26.786
12	1	4:36.004	2:48.610	44.884	1:02.510	124.0	32:02.790
13	1	2:28.345	40.653	44.807	1:02.885	210.5	34:31.135
14	1	2:28.344	41.348	44.382	1:02.614	208.5	36:59.479
15	1	2:30.118	40.411	45.183	1:04.524	212.2	39:29.597
16	1	2:27.908	40.514	44.690	1:02.704	214.7	41:57.505
17	1	2:27.904	40.507	44.625	1:02.772	217.7	44:25.409
18	1	2:29.384	40.592	45.383	1:03.409	214.7	46:54.793
19	1	2:28.513	40.428	44.922	1:03.163	214.7	49:23.306
20	1	2:29.088	40.631	45.192	1:03.265	213.9	51:52.394
21	1	2:28.009	40.602	44.634	1:02.773	213.9	54:20.403
22	1	2:28.960	41.051	44.823	1:03.086	215.1	56:49.363
23	1	2:29.188	41.033	44.660	1:03.495	212.6	59:18.551
24	1	2:28.385	40.428	45.017	1:02.940	214.7	1:01:46.936

69	Ligier JS3 1971	1. Mr JOHN OF B	P+2L
-----------	-----------------	-----------------	------

1	1	2:25.823	43.416	42.456	59.951		2:25.823
2	1	2:20.822	38.449	42.309	1:00.064	232.3	4:46.645
3	1	2:20.458	38.536	42.464	59.458	221.8	7:07.103
4	1	2:19.660	38.047	42.236	59.377	223.6	9:26.763
5	1	2:20.433	38.086	42.296	1:00.051	224.1	11:47.196
6	1	2:21.464	39.051	42.437	59.976	220.4	14:08.660
7	1	2:20.885	38.490	42.276	1:00.119	219.5	16:29.545
8	1	2:20.683	38.556	42.434	59.693	230.3	18:50.228
9	1	2:20.676	38.898	41.960	59.818	226.4	21:10.904
10	1	2:21.036	38.317	42.699	1:00.020	225.0	23:31.940
11	1	4:44.060	B 38.704	42.833	3:22.523	222.2	28:16.000



CLASSIC ENDURANCE RACING 1

DIX MILLE TOURS RACE

Sector Analysis

Lap	D	Time	Sector 1	Sector 2	Sector 3	T. Spd	Elapsed	Lap	D	Time	Sector 1	Sector 2	Sector 3	T. Spd	Elapsed
12	2	2:35.620	56.356	40.931	58.333	134.0	30:51.620	4	1	2:41.504	45.272	48.339	1:07.893	164.1	10:49.301
13	2	2:17.822	37.477	40.898	59.447	235.3	33:09.442	5	1	2:38.221	43.912	47.367	1:06.942	196.7	13:27.522
14	2	2:15.960	37.180	40.952	57.828	235.8	35:25.402	6	1	2:36.254	43.126	47.308	1:05.820	197.1	16:03.776
15	2	2:16.454	37.949	40.861	57.644	235.3	37:41.856	7	1	2:36.708	43.562	47.166	1:05.980	198.9	18:40.484
16	2	2:15.950	37.379	41.127	57.444	237.4	39:57.806	8	1	2:35.299	42.633	47.105	1:05.561	194.9	21:15.783
17	2	2:16.378	37.716	40.694	57.968	235.3	42:14.184	9	1	2:35.930	43.299	46.991	1:05.640	196.7	23:51.713
18	2	2:15.821	37.070	41.286	57.465	236.8	44:30.005	10	1	2:35.927	42.915	47.033	1:05.979	196.4	26:27.640
19	2	2:18.993	37.625	41.391	59.977	240.0	46:48.998	11	1	2:54.212 B	43.154	50.197	1:20.861	199.3	29:21.852
20	2	2:15.756	37.001	41.495	57.260	236.8	49:04.754	12	1	2:54.260	45.260	46.999	1:05.772	122.2	34:08.883
21	2	2:15.894	36.884	40.817	58.193	237.9	51:20.648	13	1	2:39.148	43.549	47.440	1:08.159	197.8	36:48.031
22	2	2:15.890	37.246	40.682	57.962	234.3	53:36.538	14	1	2:37.120	43.839	47.347	1:05.934	197.8	39:25.151
23	2	2:18.354	38.439	41.712	58.203	232.8	55:54.892	15	1	2:37.375	42.948	47.888	1:06.539	191.8	42:02.526
24	2	2:18.796	38.457	41.730	58.609	225.0	58:13.688	16	1	2:38.638	43.136	49.347	1:06.155	196.4	44:41.164
25	2	2:18.290	37.952	41.729	58.609	225.9	1:00:31.978	17	1	2:36.755	42.732	47.215	1:06.808	196.4	47:17.919

70 Lola T70 Mk.3B 1969
 1. Pierre-Alain FRANCE
 2. Erwin FRANCE
 P+2L

1	1	2:25.569	42.314	42.466	1:00.789		2:25.569
2	1	2:22.992	39.395	42.230	1:01.367	233.8	4:48.561
3	1	2:22.245	38.937	42.107	1:01.201	238.4	7:10.806
4	1	2:22.749	39.465	41.980	1:01.304	236.3	9:33.555
5	1	2:22.415	39.175	42.019	1:01.221	233.3	11:55.970
6	1	2:22.178	39.250	42.241	1:00.687	234.3	14:18.148
7	1	2:21.740	39.023	41.745	1:00.972	239.5	16:39.888
8	1	2:20.691	39.057	41.659	59.975	238.9	19:00.579
9	1	2:21.607	38.950	42.131	1:00.526	238.9	21:22.186
10	1	2:20.948	38.795	41.483	1:00.670	241.6	23:43.134
11	1	2:21.237	38.963	42.046	1:00.228	243.8	26:04.371
12	1	2:26.842	38.641	45.546	1:02.655	238.9	28:31.213
13	1	2:30.518 B	38.668	42.334	1:09.516	242.7	31:01.731
14	2	4:41.501	3:01.068	41.439	58.994	123.4	35:43.232
15	2	2:19.509	38.215	40.918	1:00.376	242.2	38:02.741
16	2	2:18.510	38.324	41.167	59.019	242.2	40:21.251
17	2	2:17.885	37.821	41.328	58.736	247.1	42:39.136
18	2	2:17.179	37.605	41.111	58.463	247.1	44:56.315
19	2	2:18.802	37.570	40.879	1:00.353	246.6	47:15.117
20	2	2:18.121	37.969	41.206	58.946	246.0	49:33.238
21	2	2:17.724	37.589	40.814	59.321	248.3	51:50.962
22	2	2:18.774	37.328	40.968	1:00.478	246.0	54:09.736
23	2	2:18.628	37.822	41.054	59.752	243.8	56:28.364
24	2	2:16.113	37.262	40.489	58.362	248.3	58:44.477
25	2	2:17.918	38.449	40.953	58.516	247.1	1:01:02.395

71 Porsche 911 Carrera RS 3.0 1975
 1. Annette ROLNER
 2. Patrick SIMON
 GT1

1	2	2:47.666	54.146	47.408	1:06.112		2:47.666
2	2	2:33.219	42.831	45.807	1:04.581	205.3	5:20.885
3	2	2:31.985	41.732	45.842	1:04.411	211.8	7:52.870
4	2	2:32.033	42.232	45.332	1:04.469	210.1	10:24.903
5	2	2:32.473	41.450	45.691	1:05.332	212.2	12:57.376
6	2	46:36.324 B	41.663	48.669	...	208.9	59:33.700

85 Porsche 911 Carrera RSR 2.8L Mary Stuart 1978
 1. Geoffroy PETER
 2. Eric HELARY
 GT1

1	1	2:52.118	57.140	47.641	1:07.337		2:52.118
2	1	2:37.866	42.988	47.423	1:07.455	202.2	5:29.984
3	1	2:37.813	43.330	47.723	1:06.760	198.5	8:07.797

93 Chevrolet Corvette C3 1969
 1. Eric EXCOFFIER
 2. Clément EXCOFFIER
 GT1

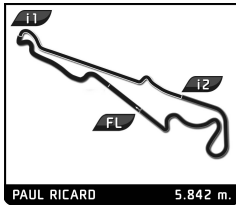
1	2	2:48.199	56.352	45.976	1:05.871		2:48.199
2	2	2:36.016	43.397	45.573	1:07.046	212.2	5:24.215
3	2	2:33.230	42.869	45.329	1:05.032	204.5	7:57.445
4	2	2:32.560	42.123	45.050	1:05.387	208.1	10:30.005
5	2	2:31.207	41.813	44.669	1:04.725	222.2	13:01.212
6	2	2:31.983	41.318	45.470	1:05.195	222.7	15:33.195
7	2	2:31.934	41.675	45.264	1:04.995	225.0	18:05.129
8	2	2:31.227	41.367	44.981	1:04.879	224.1	20:36.356
9	2	2:32.798	41.665	45.501	1:05.632	225.5	23:09.154
10	2	2:31.922	41.476	45.160	1:05.286	222.2	25:41.076
11	2	2:33.253	41.714	46.167	1:05.372	223.1	28:14.329
12	2	4:52.099 B	41.902	47.811	3:22.386	220.4	33:06.428
13	1	3:14.412	1:12.434	51.315	1:10.663	104.9	36:20.840
14	1	2:48.056	46.842	50.277	1:10.937	175.6	39:08.896
15	1	2:48.785	45.774	51.619	1:11.392	196.0	41:57.681
16	1	2:50.947	47.644	50.979	1:12.324	177.9	44:48.628
17	1	2:49.055	45.895	51.211	1:11.949	191.5	47:37.683
18	1	2:46.415	45.781	49.890	1:10.744	188.2	50:24.098
19	1	2:46.486	46.619	49.633	1:10.234	180.0	53:10.584
20	1	2:45.633	45.953	48.811	1:10.869	184.3	55:56.217
21	1	2:44.330	45.206	49.774	1:09.350	184.3	58:40.547
22	1	2:45.146	46.976	48.515	1:09.655	184.3	1:01:25.693

99 Lola T70 Mk.3 1967
 1. Nick CHESTER
 2. Robin WARD
 P+2L

1	1	2:43.658	44.090	42.096	1:17.472		2:43.658
2	1	5:18.489 B	43.454	44.672	3:50.363	183.1	8:02.147

105 Porsche 911 Carrera RSR 3.0 1974
 1. Rainer BECKER
 GT1

1	1	2:47.650	54.614	47.287	1:05.749		2:47.650
2	1	2:34.306	42.498	46.252	1:05.556	209.3	5:21.956
3	1	2:34.234	42.394	46.331	1:05.509	208.5	7:56.190
4	1	2:33.505	42.115	45.875	1:05.515	212.6	10:29.695

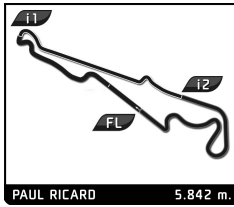


CLASSIC ENDURANCE RACING 1

DIX MILLE TOURS RACE

Sector Analysis

Lap	D	Time	Sector 1	Sector 2	Sector 3	T. Spd	Elapsed	Lap	D	Time	Sector 1	Sector 2	Sector 3	T. Spd	Elapsed
<div style="text-align: right;"> ■ Personal Best ■ Session Best ■ Crossing the finish line in pit lane </div>															
5	1	2:33.617	42.804	45.777	1:05.036	210.9	13:03.312								
6	1	2:32.838	41.372	46.830	1:04.636	212.6	15:36.150								
7	1	2:33.598	41.906	46.209	1:05.483	209.3	18:09.748								
8	1	2:32.496	41.842	45.679	1:04.975	210.1	20:42.244								
9	1	2:32.145	41.552	46.241	1:04.352	211.4	23:14.389								
10	1	2:32.890	41.736	46.171	1:04.983	208.9	25:47.279								
11	1	4:12.019 B	42.126	46.614	2:43.279	210.1	29:59.298								
12	1	2:50.942	59.328	46.842	1:04.772	130.9	32:50.240								
13	1	2:34.499	41.895	46.818	1:05.786	208.9	35:24.739								
14	1	2:33.781	42.263	46.619	1:04.899	206.9	37:58.520								
15	1	2:35.035	42.225	47.731	1:05.079	207.3	40:33.555								
16	1	2:33.034	42.468	46.023	1:04.543	210.9	43:06.589								
17	1	2:34.758	42.296	46.711	1:05.751	208.5	45:41.347								
18	1	2:33.343	41.652	45.965	1:05.726	210.5	48:14.690								
19	1	2:34.706	42.301	46.230	1:06.175	209.7	50:49.396								
20	1	2:32.518	41.867	45.927	1:04.724	208.9	53:21.914								
21	1	2:33.719	42.854	45.945	1:04.920	210.5	55:55.633								
22	1	2:32.529	41.724	45.913	1:04.892	210.1	58:28.162								
23	1	2:33.405	42.379	46.383	1:04.643	208.5	1:01:01.567								
114	Chevrolet Corvette C3 1971 1. Marc GODFROY GT1														
1	1	2:46.497	53.034	46.622	1:06.841		2:46.497								
2	1	2:37.198	43.059	46.409	1:07.730	202.2	5:23.695								
3	1	2:38.572	43.968	46.211	1:08.393	208.1	8:02.267								
4	1	2:36.085	42.980	46.586	1:06.519	205.7	10:38.352								
5	1	2:35.613	42.856	46.222	1:06.535	210.5	13:13.965								
6	1	2:35.097	42.521	46.109	1:06.467	212.6	15:49.062								
7	1	2:38.998	42.467	48.929	1:07.602	210.5	18:28.060								
8	1	2:36.089	42.545	46.039	1:07.505	211.8	21:04.149								
9	1	2:36.334	42.454	46.861	1:07.019	212.6	23:40.483								
10	1	2:37.772	43.545	46.673	1:07.554	206.1	26:18.255								
11	1	2:55.168 B	43.148	47.967	1:24.053	204.2	29:13.423								
118	Ford GT40 (C) 1965 1. Kyle TILLEY GT1 2. Martin STRETTON														
1	1	3:04.106	1:08.787	47.481	1:07.838	113.2	3:04.106								
2	1	2:47.081 B	44.480	48.248	1:14.353	162.4	5:51.187								
3	1	13:02.075	...	47.387	1:07.846	118.4	18:53.262								
4	1	2:46.491 B	44.755	49.620	1:12.116	201.1	21:39.753								
5	1	4:50.038	2:57.939	46.930	1:05.169	119.7	26:29.791								
6	1	2:53.593 B	42.343	49.383	1:21.867	197.4	29:23.384								
7	1	5:05.820	3:13.529	46.794	1:05.497	124.6	34:29.204								
8	1	2:40.438 B	43.873	45.413	1:11.152	205.3	37:09.642								
9	1	13:41.159	...	45.568	1:05.384	115.1	50:50.801								
10	1	2:31.586	41.599	45.520	1:04.467	203.0	53:22.387								
11	1	2:31.088	41.912	44.710	1:04.466	205.7	55:53.475								
12	1	2:29.853	41.427	44.557	1:03.869	211.8	58:23.328								
13	1	2:29.650	41.126	44.688	1:03.836	211.4	1:00:52.978								
124	Lola T70 Mk.3B (C) 1968 1. Emile BREITMAYER P+2L														
1	1	2:19.294	40.827	40.325	58.142		2:19.294								
2	1	2:15.340	37.116	40.141	58.083	248.8	4:34.634								
3	1	2:16.040	37.300	40.790	57.950	247.7	6:50.674								
4	1	2:36.864 B	41.666	44.477	1:10.721	249.4	9:27.538								
155	Chevron B16 1970 1. Christophe VAN RIET P-2L														
1	1	2:32.594	46.912	43.559	1:02.123		2:32.594								
2	1	2:24.644	40.568	42.991	1:01.085	213.9	4:57.238								
3	1	2:22.921	39.448	42.820	1:00.653	222.2	7:20.159								
4	1	2:22.696	39.113	42.957	1:00.626	222.7	9:42.855								
5	1	2:22.845	38.824	42.903	1:01.118	221.8	12:05.700								
6	1	2:23.078	39.415	42.476	1:01.187	225.0	14:28.778								
7	1	2:23.412	39.435	42.840	1:01.137	219.1	16:52.190								
8	1	2:22.587	39.078	42.683	1:00.826	220.9	19:14.777								
9	1	2:22.739	39.198	42.982	1:00.559	220.0	21:37.516								
10	1	2:22.403	39.024	42.730	1:00.649	221.8	23:59.919								
11	1	2:31.513 B	38.676	43.996	1:08.841	224.1	26:31.432								
159	Porsche 911 Carrera RSR 3.0 1974 1. Romain JOFFROY GT1														
1	1	2:46.511	52.687	48.176	1:05.648		2:46.511								
2	1	2:32.039	42.611	44.991	1:04.437	204.2	5:18.550								
3	1	2:32.196	40.875	45.931	1:05.390	207.7	7:50.746								
4	1	2:31.975	41.187	46.539	1:04.249	207.3	10:22.721								
5	1	2:29.077	40.748	44.788	1:03.541	205.7	12:51.798								
6	1	2:28.625	40.512	45.262	1:02.851	208.1	15:20.423								
7	1	2:27.566	40.183	44.506	1:02.877	207.7	17:47.989								
8	1	2:28.992	40.739	44.944	1:03.309	208.1	20:16.981								
9	1	2:30.630	40.712	46.180	1:03.738	205.7	22:47.611								
10	1	2:42.573 B	41.049	46.403	1:15.121	206.5	25:30.184								
160	Ford GT40 (C) 1965 1. Damien KOHLER GT1														
1	1	2:36.777	49.393	44.251	1:03.133		2:36.777								
2	1	2:25.101	40.303	43.083	1:01.715	229.8	5:01.878								
3	1	2:24.406	39.559	42.882	1:01.965	222.7	7:26.284								
4	1	2:23.899	39.547	42.479	1:01.873	230.8	9:50.183								
5	1	2:23.670	39.286	42.075	1:02.309	237.4	12:13.853								
6	1	2:24.916	39.621	43.046	1:02.249	239.5	14:38.769								
7	1	2:24.647	39.494	43.136	1:02.017	236.3	17:03.416								
8	1	2:24.668	39.989	42.727	1:01.952	228.8	19:28.084								
9	1	2:26.078	39.647	44.182	1:02.249	232.3	21:54.162								
10	1	2:25.849	40.000	43.906	1:01.943	231.8	24:20.011								
11	1	2:26.180	40.153	43.591	1:02.436	233.3	26:46.191								
12	1	2:31.884	40.677	45.023	1:06.184	229.8	29:18.075								
13	1	2:40.505 B	39.901	43.565	1:17.039	232.8	31:58.580								
14	1	5:08.543	3:21.580	44.466	1:02.497	133.2	37:07.123								
15	1	2:27.287	40.502	43.557	1:03.228	234.8	39:34.410								
16	1	2:25.309	40.139	42.975	1:02.195	233.8	41:59.719								
166	Chevrolet Corvette C3 1970 1. Ralf HUBER GT1														
1	1	7:43.670 B	1:03.046	53.247	5:47.377		7:43.670								
2	1	3:13.300	1:09.077	52.659	1:11.564	96.7	10:56.970								
3	1	2:48.796	46.073	49.495	1:13.228	174.5	13:45.766								
4	1	2:44.725	46.455	48.019	1:10.251	179.4	16:30.491								
5	1	2:47.422	45.027	50.858	1:11.537	195.7	19:17.913								
6	1	2:46.331	44.976	50.511	1:10.844	185.9	22:04.244								
7	1	2:45.272	45.091	48.272	1:11.909	190.5									



CLASSIC ENDURANCE RACING 1

DIX MILLE TOURS RACE

Sector Analysis

■ Personal Best
 ■ Session Best
 B Crossing the finish line in pit lane

Lap	D	Time	Sector 1	Sector 2	Sector 3	T. Spd	Elapsed	Lap	D	Time	Sector 1	Sector 2	Sector 3	T. Spd	Elapsed
9	1	2:48.372	46.557	50.743	1:11.072	190.5	30:23.354								
10	1	5:16.537 B	46.791	47.555	3:42.191	189.8	35:39.891								
11	1	3:08.784	1:09.171	50.138	1:09.475	109.1	38:48.675								
12	1	2:45.893	45.148	49.822	1:10.923	202.6	41:34.568								
13	1	2:42.961	44.501	49.551	1:08.909	185.9	44:17.529								
14	1	2:48.869	45.337	49.964	1:13.568	202.2	47:06.398								
15	1	2:42.008	44.834	47.725	1:09.449	193.5	49:48.406								
16	1	2:43.438	44.811	48.965	1:09.662	194.6	52:31.844								
17	1	2:48.923	47.049	50.878	1:10.996	164.1	55:20.767								
18	1	2:51.345	46.215	50.607	1:14.523	171.4	58:12.112								
19	1	2:47.976	47.042	49.031	1:11.903	166.4	1:01:00.088								

224

Chevron B16 1971
1. François BOURDIN

P-2L

1	1	2:38.967	50.566	45.058	1:03.343		2:38.967								
2	1	2:27.320	40.103	44.411	1:02.806	212.2	5:06.287								
3	1	2:29.257	40.876	45.428	1:02.953	209.7	7:35.544								
4	1	2:28.017	41.332	44.393	1:02.292	216.4	10:03.561								
5	1	2:26.127	39.774	43.954	1:02.399	212.2	12:29.688								
6	1	2:25.670	40.048	44.131	1:01.491	211.4	14:55.358								
7	1	2:25.226	39.888	44.142	1:01.196	209.7	17:20.584								
8	1	2:27.082	41.537	44.126	1:01.419	213.4	19:47.666								
9	1	2:25.322	39.861	43.976	1:01.485	210.9	22:12.988								
10	1	2:26.220	39.495	44.891	1:01.834	212.2	24:39.208								
11	1	2:25.747	39.880	43.953	1:01.914	210.5	27:04.955								
12	1	2:26.070	39.898	44.434	1:01.738	213.0	29:31.025								
13	1	4:26.588 B	40.842	44.605	3:01.141	208.9	33:57.613								
14	1	2:49.272	1:01.842	44.489	1:02.941	115.8	36:46.885								
15	1	2:26.404	40.299	44.219	1:01.886	208.1	39:13.289								
16	1	2:27.021	40.541	44.286	1:02.194	211.8	41:40.310								
17	1	2:25.910	39.751	44.211	1:01.948	210.9	44:06.220								
18	1	2:26.436	39.942	44.112	1:02.382	210.5	46:32.656								
19	1	2:25.800	40.007	44.158	1:01.635	208.5	48:58.456								
20	1	2:25.934	39.683	44.171	1:02.080	210.1	51:24.390								
21	1	2:27.153	40.711	44.373	1:02.069	212.2	53:51.543								
22	1	2:32.841	44.714	44.791	1:03.336	211.4	56:24.384								
23	1	2:26.144	39.860	44.467	1:01.817	210.5	58:50.528								
24	1	2:24.940	39.865	43.833	1:01.242	209.7	1:01:15.468								