

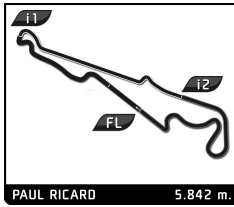
CLASSIC ENDURANCE RACING 1

DIX MILLE TOURS

QUALIFYING

Sector Analysis

Lap D Time Sector 1 Sector 2 Sector 3 T. Spd Elapsed							Lap D Time Sector 1 Sector 2 Sector 3 T. Spd Elapsed						
2 Lola T210 1970 1. Frank JACOB P-2L							3 1 2:27.325 39.650 44.849 1:02.826 223.6 9:11.722						
1 1 3:09.591 1:20.013 47.961 1:01.617 106.6 3:09.591							4 1 2:28.601 40.864 44.823 1:02.914 207.3 11:40.323						
2 1 2:25.709 39.161 45.726 1:00.822 228.3 5:35.300							5 1 2:23.634 39.228 43.684 1:00.722 220.4 14:03.957						
3 1 2:27.341 39.409 47.005 1:00.927 227.4 8:02.641							6 1 2:43.318B 40.774 45.899 1:16.645 201.5 16:47.275						
4 1 2:23.145 38.813 43.967 1:00.365 227.4 10:25.786							7 1 4:58.680B 2:35.830 57.823 1:25.027 118.8 21:45.955						
5 1 2:24.684 39.095 43.610 1:01.979 227.8 12:50.470							8 1 5:45.355B 3:39.203 48.455 1:17.697 95.7 27:31.310						
6 1 2:25.881 39.731 44.041 1:02.109 216.0 15:16.351							9 1 10:39.745 8:49.274 47.649 1:02.822 111.6 38:11.055						
7 1 2:58.098B 41.639 52.755 1:23.704 226.4 18:14.449							10 1 2:26.024 40.459 44.016 1:01.549 214.7 40:37.079						
8 1 5:33.773B 3:05.473 58.595 1:29.705 113.8 23:48.222							11 1 2:25.708 40.257 43.748 1:01.703 208.5 43:02.787						
9 1 13:54.483 ... 47.867 1:02.526 128.0 37:42.705							12 1 2:23.181 39.244 43.131 1:00.806 210.9 45:25.968						
10 1 2:31.047 41.831 46.161 1:03.055 225.5 40:13.752													
11 1 2:23.646 39.247 43.404 1:00.995 226.4 42:37.398													
12 1 2:22.350 38.613 43.093 1:00.644 227.4 44:59.748													
13 1 2:22.369 38.716 43.248 1:00.405 226.9 47:22.117													
4 Porsche 908/03 1971 1. Henrique GEMPERLE P+2L 2. Marc de SIEBENTHAL							10 Chevron B16 1971 1. Franco MEINERS P-2L						
1 2 3:37.160 1:39.143 54.387 1:03.630 92.1 3:37.160							1 1 2:44.972 52.321 48.904 1:03.747 100.3 2:44.972						
2 2 2:20.527 38.531 42.653 59.343 224.1 5:57.687							2 1 2:24.120 38.939 43.178 1:02.003 220.0 5:09.092						
3 2 2:15.925 37.520 41.207 57.198 229.8 8:13.612							3 1 2:21.844 38.537 43.170 1:00.137 221.3 7:30.936						
4 2 2:31.904B 37.534 41.784 1:12.586 231.3 10:45.516							4 1 2:23.531 38.857 42.916 1:01.758 221.3 9:54.467						
5 1 4:45.731 3:00.988 43.421 1:01.322 101.7 15:31.247							5 1 2:22.416 39.119 43.268 1:00.029 223.1 12:16.883						
6 1 2:22.056 39.320 43.023 59.713 222.7 17:53.303							6 1 2:33.722B 39.009 43.370 1:11.343 222.2 14:50.605						
7 1 2:21.387 38.691 42.456 1:00.240 226.9 20:14.690							7 1 6:47.431 4:48.789 56.124 1:02.518 122.7 21:38.036						
8 1 3:12.605B 48.898 53.531 1:30.176 211.4 23:27.295							8 1 2:59.821B 55.441 51.946 1:12.434 127.8 24:37.857						
9 1 8:33.112 5:39.697 1:13.072 1:40.343 115.4 32:00.407							9 1 10:43.088 8:56.133 44.305 1:02.650 124.6 35:20.945						
10 1 2:20.038 38.460 43.021 58.557 226.9 34:20.445							10 1 2:22.905 38.940 43.770 1:00.195 220.4 37:43.850						
11 1 2:17.514 37.973 42.154 57.387 231.3 36:37.959							11 1 2:26.445 41.164 44.211 1:01.070 225.9 40:10.295						
12 1 2:16.475 37.363 41.568 57.544 231.3 38:54.434							12 1 2:22.853 38.919 43.070 1:00.864 225.5 42:33.148						
13 1 3:04.282B 46.430 56.355 1:21.497 179.1 41:58.716							13 1 2:22.131 38.703 42.896 1:00.532 227.8 44:55.279						
							14 1 2:22.816 38.894 43.777 1:00.145 225.5 47:18.095						
6 Porsche 911 Carrera RSR 2.8L (C) 1973 1. Kurt THIEL GT1							13 Porsche 911 Carrera RSR 2.8L 1972 1. Oren NATAF GT1						
1 1 3:57.337 2:00.547 48.832 1:07.958 107.2 3:57.337							1 1 3:27.683 1:21.936 53.783 1:11.964 104.2 3:27.683						
2 1 2:39.870 44.206 47.060 1:08.604 201.5 6:37.207							2 1 2:50.477 46.863 52.056 1:11.558 182.7 6:18.160						
3 1 2:52.016B 44.791 50.988 1:16.237 183.1 9:29.223							3 1 2:48.235 46.240 51.156 1:10.839 186.2 9:06.395						
4 1 3:54.973 2:01.466 47.185 1:06.322 120.7 13:24.196							4 1 2:48.187 46.065 52.266 1:09.856 180.9 11:54.582						
5 1 2:33.807 42.342 46.364 1:05.101 206.5 15:58.003							5 1 3:02.138B 45.271 52.052 1:24.815 190.1 14:56.720						
6 1 2:33.938 42.553 45.946 1:05.439 212.6 18:31.941							6 1 4:12.885 2:08.722 51.572 1:12.591 106.3 19:09.605						
7 1 3:16.797B 55.169 59.165 1:22.463 206.1 21:48.738							7 1 3:29.709 1:11.531 59.739 1:18.439 188.2 22:39.314						
7 Lola T70 Mk.3B 1969 1. Toni SEILER P+2L							8 1 3:16.353B 49.942 57.599 1:28.812 177.3 25:55.667						
1 1 4:08.951 2:12.650 52.038 1:04.263 109.9 4:08.951							9 1 5:46.597B 2:43.191 58.222 2:05.184 106.3 31:42.264						
2 1 2:27.297 40.097 44.607 1:02.593 234.3 6:36.248							10 1 3:21.420 1:13.641 54.072 1:13.707 104.2 35:03.684						
3 1 2:23.776 40.248 42.743 1:00.785 222.7 9:00.024							11 1 2:53.254 48.206 53.364 1:11.684 181.8 37:56.938						
4 1 2:17.276 37.288 41.344 58.644 244.9 11:17.300							12 1 2:49.365 47.089 51.055 1:11.221 183.4 40:46.303						
5 1 2:19.808 38.512 41.854 59.442 227.8 13:37.108							13 1 2:51.520 47.483 52.213 1:11.824 181.2 43:37.823						
6 1 2:18.296 37.759 41.087 59.450 241.1 15:55.404							14 1 2:49.426 46.282 51.424 1:11.720 184.0 46:27.249						
7 1 7:41.593B 40.691 46.847 6:14.055 206.5 23:36.997													
8 Chevron B21 1972 1. Romain BELLETESTE P-2L							14 Lola T212 1971 1. Mauro POPONCINI P-2L						
1 1 4:18.924 2:22.974 49.775 1:06.175 110.0 4:18.924							1 1 2:59.486 1:05.726 48.197 1:05.563 108.0 2:59.486						
2 1 2:25.473 39.831 44.092 1:01.550 210.9 6:44.397							2 1 2:33.302 41.934 45.744 1:05.624 194.6 5:32.788						
							3 1 4:25.472B 42.460 47.144 2:55.868 182.4 9:58.260						
							4 1 2:51.686 1:02.209 45.089 1:04.388 124.0 12:49.946						
							5 1 2:29.218 41.345 44.380 1:03.493 205.3 15:19.164						
							6 1 2:28.984 40.975 44.563 1:03.446 206.5 17:48.148						
							7 1 2:28.934 41.855 43.983 1:03.096 201.9 20:17.082						
							8 1 13:30.539B 49.947 57.633 ... 215.6 33:47.621						
							9 1 3:05.592 1:12.768 46.947 1:05.877 99.5 36:53.213						
							10 1 2:30.186 42.017 44.884 1:03.285 209.7 39:23.399						



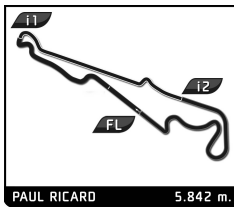
CLASSIC ENDURANCE RACING 1

DIX MILLE TOURS

QUALIFYING

Sector Analysis

							■ Personal Best ■ Session Best ■ Crossing the finish line in pit lane								
Lap	D	Time	Sector 1	Sector 2	Sector 3	T. Spd	Elapsed	Lap	D	Time	Sector 1	Sector 2	Sector 3	T. Spd	Elapsed
11	1	2:29.466	42.125	44.657	1:02.684	212.2	41:52.865	7	1	2:49.780	47.157	54.529	1:08.094	208.1	22:32.617
12	1	2:31.316	41.015	47.633	1:02.668	211.8	44:24.181	8	1	3:02.098 B	46.400	50.467	1:25.231	201.1	25:34.715
13	1	2:26.772	39.716	43.910	1:03.146	223.6	46:50.953	9	1	7:31.549	5:10.566	1:14.892	1:06.091	75.9	33:06.264
15	Chevron B19 1971 1. John EMBERSON 2. Nigel GREENSALL P-2L							10	1	2:35.478	43.430	46.446	1:05.602	208.1	35:41.742
1	1	2:51.962	59.585	47.934	1:04.443	102.5	2:51.962	11	1	2:34.598	42.466	47.166	1:04.966	210.5	38:16.340
2	1	4:55.595 B	40.045	44.527	3:31.023	208.1	7:47.557	12	1	2:33.903	41.635	47.474	1:04.794	210.1	40:50.243
3	1	2:52.032	1:05.604	45.083	1:01.345	118.8	10:39.589	13	1	2:34.606	42.828	46.856	1:04.922	207.7	43:24.849
4	1	2:28.097	40.079	45.098	1:02.920	224.5	13:07.686	14	1	2:31.977	41.740	45.856	1:04.381	208.9	45:56.826
5	1	2:24.059	39.859	43.383	1:00.817	213.4	15:31.745								
6	1	2:25.189	39.952	43.654	1:01.583	216.0	17:56.934								
7	1	2:23.315	39.442	42.965	1:00.908	223.1	20:20.249								
8	1	2:45.134	50.148	50.945	1:04.041	183.7	23:05.383								
9	1	4:18.503 B	44.206	48.948	2:45.349	214.3	27:23.886								
10	1	5:44.189 B	1:15.502	53.680	3:35.007	118.7	33:08.075								
11	2	3:01.090	1:08.322	42.591	1:10.177	117.3	36:09.165								
12	2	2:16.968	38.230	41.179	57.559	227.4	38:26.133								
13	2	2:17.882	37.232	42.148	58.502	228.8	40:44.015								
14	2	2:18.990	37.669	42.038	59.283	229.8	43:03.005								
15	2	2:16.085	37.384	40.775	57.926	230.3	45:19.090								
16	Lola T212 1971 1. Serge KRIKNOFF P-2L							1	2	3:26.689	1:40.775	44.402	1:01.512	116.6	3:26.689
1	1	4:31.387	2:25.037	55.867	1:10.483	92.3	4:31.387	2	2	2:21.184	38.337	42.442	1:00.405	233.8	5:47.873
2	1	2:27.325	40.836	44.701	1:01.788	213.9	6:58.712	3	2	2:20.908	38.395	42.636	59.877	232.3	8:08.781
3	1	2:22.107	38.943	42.892	1:00.272	228.8	9:20.819	4	2	2:37.597 B	40.963	46.251	1:10.383	209.7	10:46.378
4	1	2:24.017	38.988	43.807	1:01.222	229.8	11:44.836	5	1	5:10.206	3:17.104	46.690	1:06.412	102.9	15:56.584
5	1	2:19.508	38.095	42.028	59.385	228.8	14:04.344	6	1	2:35.633	41.548	46.288	1:07.797	209.3	18:32.217
6	1	2:48.248 B	41.807	45.693	1:20.748	185.6	16:52.592	7	1	3:18.253 B	54.162	1:01.447	1:22.644	203.8	21:50.470
7	1	5:40.268	3:43.695	51.554	1:05.019	87.0	22:32.860	8	1	4:43.874	2:44.352	50.200	1:09.322	107.0	26:34.344
8	1	2:55.683 B	44.689	49.221	1:21.773	202.2	25:28.543	9	1	2:45.811	48.567	48.331	1:08.913	186.5	29:20.155
9	1	11:35.020	9:45.372	47.018	1:02.630	89.4	37:03.563	10	1	3:33.603	1:06.673	1:17.355	1:09.575	96.0	32:53.758
10	1	2:23.864	39.446	44.168	1:00.250	227.8	39:27.427	11	1	2:39.357	45.032	46.664	1:07.661	198.9	35:33.115
11	1	2:21.102	38.473	43.088	59.541	229.3	41:48.529	12	1	2:38.838	43.313	47.073	1:08.452	203.8	38:11.953
12	1	2:19.312	38.236	42.344	58.732	229.3	44:07.841	13	1	2:35.295	43.093	46.469	1:05.733	204.2	40:47.248
13	1	2:18.414	37.778	41.454	59.182	231.3	46:26.255	14	1	2:33.140	41.878	45.344	1:05.918	216.4	43:20.388
14	1							15	1	2:32.550	41.512	45.447	1:05.591	216.0	45:52.938
19	Chevron B19 1971 1. Rolf SIGRIST P-2L							1	2	3:18.965	1:28.039	46.517	1:04.409	118.3	3:18.965
1	1	2:52.935	1:04.211	46.265	1:02.459	110.4	2:52.935	2	2	2:28.636	38.605	43.967	1:06.064	215.6	5:47.601
2	1	2:23.327	39.424	43.623	1:00.280	234.3	5:16.262	3	2	2:22.577	39.150	43.280	1:00.147	219.5	8:10.178
3	1	2:16.958	37.810	41.454	57.694	235.3	7:33.220	4	2	2:22.883	38.593	42.951	1:01.339	220.0	10:33.061
4	1	2:20.091	38.046	41.730	1:00.315	236.3	9:53.311	5	2	4:26.851 B	38.578	43.103	3:05.170	218.6	14:59.912
5	1	2:17.751	38.099	41.241	58.411	233.8	12:11.062	6	1	2:56.855	1:07.617	45.881	1:03.357	116.6	17:56.767
6	1	3:43.378 B	37.599	42.043	2:23.736	237.4	15:54.440	7	1	2:30.515	40.649	46.282	1:03.584	213.0	20:27.282
7	1	2:40.146	58.407	42.196	59.543	130.6	18:34.586	8	1	4:14.822 B	47.453	52.914	2:34.455	204.2	24:42.104
8	1	5:11.335 B	1:00.723	55.209	3:15.403	235.8	23:45.921	9	1	8:30.197 B	1:11.883	54.634	6:23.680	113.9	33:12.301
9	1							10	1	3:04.884	1:10.700	47.664	1:06.520	114.0	36:17.185
10	1							11	1	2:34.257	42.101	47.113	1:05.043	208.5	38:51.442
11	1							12	1	2:31.744	41.153	46.570	1:04.021	205.3	41:23.186
12	1							13	1	2:31.246	41.663	45.210	1:04.373	214.7	43:54.432
13	1							14	1	2:30.090	40.789	45.473	1:03.828	214.3	46:24.522
20	Porsche 911 Carrera RSR 3.0 1974 1. Rémi TERRAIL 2. Jürg AEBERHARD GT1							1	2	3:44.426	1:45.503	49.408	1:09.515	107.9	3:44.426
1	2	4:49.678	2:54.257	49.422	1:05.999	86.7	4:49.678	2	1	2:31.205	41.904	44.973	1:04.328	227.4	6:15.631
2	2	2:23.706	38.687	43.525	1:01.494	211.8	7:13.384	3	1	5:14.022 B	41.306	44.787	3:47.929	216.9	11:29.653
3	2	2:24.121	39.142	43.635	1:01.344	211.8	9:37.505	4	1	2:52.100	1:01.307	45.379	1:05.414	114.9	14:21.753
4	2	2:23.637	39.057	43.622	1:00.958	212.6	12:01.142	5	1	2:28.733	40.502	44.360	1:03.871	231.3	16:50.486
5	2	2:48.032 B	41.729	48.956	1:17.347	214.7	14:49.174	6	1	2:30.940	41.581	43.973	1:05.386	237.4	19:21.426
6	1	4:53.663	2:59.988	47.230	1:06.445	119.3	19:42.837	7	1	14:00.515 B	55.280	1:00.605	...	170.1	33:21.941
7	1							8	1	3:10.257	1:10.634	52.185	1:07.438	106.4	36:32.198
8	1							9	1	2:39.765	42.205	49.521	1:08.039	219.1	39:11.963
9	1							10	1	2:32.587	41.660	44.975	1:05.952	214.7	41:44.550
10	1							11	1	5:13.000 B	41.190	57.234	3:34.576	211.4	46:57.550



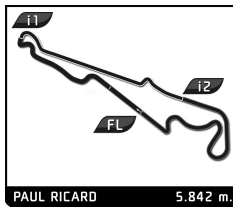
CLASSIC ENDURANCE RACING 1

DIX MILLE TOURS

QUALIFYING

Sector Analysis

Lap D Time Sector 1 Sector 2 Sector 3 T. Spd Elapsed							Lap D Time Sector 1 Sector 2 Sector 3 T. Spd Elapsed								
24 Lola T212 1971 1.Christophe BEAUDON P-2L							■ Personal Best ■ Session Best ■ Crossing the finish line in pit lane								
1	1	3:15.204	1:25.674	46.002	1:03.528	105.4	3:15.204	2	1	2:27.444	40.242	44.312	1:02.890	216.4	5:18.675
2	1	2:28.049	40.704	45.403	1:01.942	208.1	5:43.253	3	1	2:24.951	39.603	43.210	1:02.138	209.7	7:43.626
3	1	2:24.481	39.359	43.751	1:01.371	226.9	8:07.734	4	1	2:38.039 ■	40.052	43.720	1:14.267	220.4	10:21.665
4	1	2:23.763	39.448	43.382	1:00.933	225.9	10:31.497	5	1	8:58.104	7:05.831	47.511	1:04.762	113.7	19:19.769
5	1	2:23.712	39.484	43.409	1:00.819	225.5	12:55.209	6	1	2:50.669	47.915	58.741	1:04.013	230.3	22:10.438
6	1	2:23.724	39.098	42.988	1:01.643	228.3	15:18.933	7	1	6:49.562 ■	46.020	52.082	5:11.460	196.0	29:00.000
7	1	2:39.915 ■	42.571	43.913	1:13.431	225.5	17:58.848	8	1	6:16.238	4:30.269	44.844	1:01.125	127.5	35:16.238
8	1	5:48.852	3:37.896	1:04.824	1:06.132	101.1	23:47.700	9	1	2:23.333	39.189	42.941	1:01.203	238.9	37:39.571
9	1	2:34.470	43.612	48.998	1:01.860	215.6	26:22.170	10	1	2:23.328	39.593	43.094	1:00.641	231.3	40:02.899
10	1	2:55.070 ■	49.252	52.857	1:12.961	185.9	29:17.240	11	1	2:24.122	39.025	44.033	1:01.064	241.6	42:27.021
								12	1	2:23.089	38.621	42.897	1:01.571	239.5	44:50.110
25 Porsche 911 Carrera RSR 3.0 (C) 1974 1.Uwe KOLB GT1 2.Patrick KOLB															
1	2	3:48.142	1:56.705	47.282	1:04.155	113.2	3:48.142								
2	2	2:42.924 ■	42.468	45.829	1:14.627	206.1	6:31.066								
3	2	3:50.546	1:49.616	48.642	1:12.288	115.6	10:21.612								
4	2	2:31.486	41.149	44.955	1:05.382	208.9	12:53.098								
5	2	2:27.767	40.130	45.148	1:02.489	208.9	15:20.865								
6	2	2:43.679 ■	41.414	46.023	1:16.242	210.1	18:04.544								
7	2	5:14.611	3:04.243	56.873	1:13.495	106.3	23:19.155								
8	2	3:22.956 ■	54.168	1:01.249	1:27.539	160.0	26:42.111								
9	1	6:15.776	3:43.480	1:17.420	1:14.876	91.8	32:57.887								
10	1	2:50.125	50.140	51.058	1:08.927	181.8	35:48.012								
11	1	2:43.511	45.804	49.190	1:08.517	200.4	38:31.523								
12	1	2:40.201	44.136	48.105	1:07.960	201.1	41:11.724								
13	1	2:43.463	45.273	48.862	1:09.328	199.6	43:55.187								
14	1	2:43.468	44.203	47.758	1:11.507	204.5	46:38.655								
35 Lola T70 Mk.3B 1969 1.Armand MILLE P+2L															
1	1	3:13.796	1:22.649	47.903	1:03.244	115.5	3:13.796								
2	1	2:25.732	40.449	45.215	1:00.068	162.4	5:39.528								
3	1	2:24.299	40.069	43.497	1:00.733	213.9	8:03.827								
4	1	2:20.685	39.914	41.693	59.078	200.4	10:24.512								
5	1	2:16.804	37.429	41.169	58.206	227.8	12:41.316								
6	1	2:15.144	37.275	40.586	57.283	250.0	14:56.460								
7	1	2:35.804 ■	38.831	43.396	1:13.577	241.6	17:32.264								
8	1	8:23.868	6:36.537	47.522	59.809	132.5	25:56.132								
9	1	2:35.329 ■	42.139	42.742	1:10.448	225.9	28:31.461								
10	1	11:42.297	...	42.566	58.761	130.4	40:13.758								
11	1	2:14.008	36.584	39.887	57.537	250.6	42:27.766								
12	1	2:34.352 ■	39.640	43.179	1:11.533	234.8	45:02.118								
49 Porsche 911 Carrera RS 3.0 1974 1.Christophe FLORIN GT1															
1	1	3:52.545	1:49.059	52.124	1:11.362	103.6	3:52.545								
2	1	2:41.656	43.788	49.358	1:08.510	199.6	6:34.201								
3	1	2:41.941	44.189	48.973	1:08.779	201.5	9:16.142								
4	1	2:40.462	44.522	47.395	1:08.545	199.6	11:56.604								
5	1	2:43.574	44.917	48.751	1:09.906	196.0	14:40.178								
6	1	2:37.802	42.884	48.313	1:06.605	200.4	17:17.980								
7	1	2:38.527	42.720	48.023	1:07.784	204.9	19:56.507								
8	1	2:57.816	51.195	57.795	1:08.826	203.8	22:54.323								
9	1	3:06.029 ■	51.026	56.311	1:18.692	189.5	26:00.352								
10	1	6:20.114	3:41.885	1:14.961	1:23.268	121.5	32:20.466								
11	1	2:40.360	43.933	48.581	1:07.846	200.7	35:00.826								
12	1	2:42.112	42.942	48.164	1:11.006	204.5	37:42.938								
13	1	2:42.109	44.378	48.690	1:09.041	202.6	40:25.047								
14	1	2:51.528	55.053	48.338	1:08.137	203.0	43:16.575								
15	1	2:38.417	42.869	47.495	1:08.053	203.4	45:54.992								
51 Porsche 911 Carrera RSR 3.0 1974 1.Frédéric DI EGIDIO GT1 2.Guido DI EGIDIO															
1	1	4:03.925	2:08.332	48.613	1:06.980	112.5	4:03.925								
2	1	2:37.050	43.395	47.709	1:05.946	198.9	6:40.975								
3	1	2:35.535	42.741	46.701	1:06.093	197.1	9:16.510								
4	1	2:35.036	42.164	46.941	1:05.931	208.1	11:51.546								
5	1	2:33.371	41.845	46.321	1:05.205	204.9	14:24.917								
6	1	2:33.447	42.418	46.544	1:04.485	205.7	16:58.364								



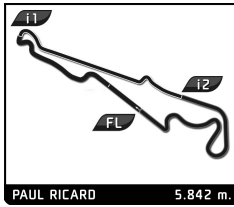
CLASSIC ENDURANCE RACING 1

DIX MILLE TOURS

QUALIFYING

Sector Analysis

Lap	D	Time	Sector 1	Sector 2	Sector 3	T. Spd	Elapsed	Lap	D	Time	Sector 1	Sector 2	Sector 3	T. Spd	Elapsed
7	1	2:44.916 B	41.917	46.105	1:16.894	207.3	19:43.280	13	1	2:28.130	41.813	43.894	1:02.423	221.3	44:43.375
8	2	4:59.466	2:49.499	56.189	1:13.778	100.9	24:42.746	14	1	2:27.737	40.959	44.460	1:02.318	221.3	47:11.112
9	2	2:58.390	52.260	52.859	1:13.271	181.8	27:41.136	63 Porsche 911 Carrera RSR 2.8 1973 1. Didier DENAT GT1							
10	2	3:10.423	50.983	54.721	1:24.719	184.6	30:51.559	1	1	3:28.064	1:34.109	48.814	1:05.141	99.0	3:28.064
11	2	3:07.139	59.605	52.936	1:14.598	126.0	33:58.698	2	1	2:29.379	40.438	44.904	1:04.037	218.2	5:57.443
12	2	2:54.918	48.952	52.322	1:13.644	184.9	36:53.616	3	1	2:30.702	40.541	45.654	1:04.507	216.4	8:28.145
13	2	2:51.902	48.305	51.393	1:12.204	193.9	39:45.518	4	1	2:30.369	41.183	45.398	1:03.788	210.5	10:58.514
14	2	3:18.326 B	49.944	52.143	1:36.239	185.2	43:03.844	5	1	2:30.688	40.892	45.460	1:04.336	216.0	13:29.202
52 Porsche 911 Carrera RSR 3.0 1974 1. William PAUL GT1							64 Porsche 911 Carrera RSR 3.0 (C) 1974 1. Frédéric DUCOURAU GT1								
1	1	2:53.375	58.208	49.018	1:06.149	104.7	2:53.375	1	1	3:04.730	57.827	53.376	1:13.527	94.6	3:04.730
2	1	2:32.444	41.516	45.581	1:05.347	213.9	5:25.819	2	1	2:45.200	42.996	49.860	1:12.344	210.9	5:49.930
3	1	2:29.765	41.148	45.200	1:03.417	214.3	7:55.584	3	1	2:44.514	44.165	51.604	1:08.745	209.7	8:34.444
4	1	2:28.743	41.108	44.776	1:02.859	215.1	10:24.327	4	1	2:40.862	44.276	47.622	1:08.964	201.9	11:15.306
5	1	2:45.269 B	41.663	44.708	1:18.898	215.6	13:09.596	5	1	2:42.734	43.707	50.188	1:08.839	210.9	13:58.040
6	1	5:04.650	3:15.398	45.571	1:03.681	112.5	18:14.246	6	1	2:38.846	43.034	47.259	1:08.553	196.4	16:36.886
7	1	3:00.828 B	49.098	51.508	1:20.222	213.9	21:15.074	7	1	2:37.820	42.610	47.328	1:07.882	215.6	19:14.706
8	1	9:24.945 B	7:05.814	48.253	1:30.878	99.9	30:40.019	8	1	3:13.110 B	51.650	59.907	1:21.553	214.7	22:27.816
9	1	7:06.920	5:16.299	46.019	1:04.602	112.0	37:46.939	9	1	6:22.383 B	4:02.525	56.534	1:23.324	99.1	28:50.199
10	1	2:36.230	43.954	47.753	1:04.523	212.6	40:23.169	68 Porsche 911 Carrera RSR 3.0 1974 1. Claudio RODDARO GT1							
11	1	2:28.665	40.980	44.831	1:02.854	214.3	42:51.834	1	1	7:19.616	5:11.768	53.338	1:14.510	85.3	7:19.616
12	1	2:29.709	40.983	44.912	1:03.814	216.4	45:21.543	2	1	2:39.227	44.156	48.648	1:06.423	191.5	9:58.843
58 Chevron B19 1971 1. NELSON P-2L 2. Pierre FILLON							69 Ligier JS3 1971 1. Mr JOHN OF B P+2L 2. Soheil AYARI								
1	1	3:35.046	1:49.812	45.284	59.950	129.0	3:35.046	1	1	3:39.108	1:51.021	46.535	1:01.552	123.4	3:39.108
2	1	2:20.829	38.528	42.083	1:00.218	218.6	5:55.875	2	1	2:22.075	38.317	43.161	1:00.597	234.3	6:01.183
3	1	2:17.647	37.520	41.701	58.426	229.8	8:13.522	3	1	2:20.320	37.686	42.829	59.805	235.3	8:21.503
4	1	5:01.018 B	38.959	42.384	3:39.675	205.7	13:14.540	4	1	2:34.092	50.777	42.586	1:00.729	233.8	10:55.595
5	2	2:56.026	1:07.326	46.067	1:02.633	105.7	16:10.566	5	1	2:20.245	38.333	42.302	59.610	231.8	13:15.840
6	2	2:25.259	40.152	43.846	1:01.261	220.4	18:35.825	6	1	2:19.785	38.212	42.025	59.548	230.3	15:35.625
7	2	2:42.064	46.996	51.150	1:03.918	225.0	21:17.889	7	1	5:18.963 B	38.066	43.257	3:57.640	234.3	20:54.588
8	2	2:40.938	49.645	48.240	1:03.053	177.0	23:58.827	8	2	16:22.354 B	1:05.816	45.184	...	106.5	37:16.942
9	2	2:35.449	47.194	46.234	1:02.021	190.1	26:34.276	9	2	2:41.793	1:01.468	42.391	57.934	136.0	39:58.735
10	2	2:33.426	45.858	44.928	1:02.640	223.6	29:07.702	10	2	2:15.961	37.560	41.254	57.147	238.4	42:14.696
11	2	6:10.458 B	1:08.220	1:24.516	3:37.722	225.9	35:18.160	11	2	2:14.234	36.930	39.899	57.405	240.0	44:28.930
12	1	2:46.411	1:04.188	42.543	59.680	125.0	38:04.571	12	2	2:53.002 B	43.865	47.482	1:21.655	203.8	47:21.932
13	1	2:19.045	37.912	41.530	59.603	229.3	40:23.616	70 Lola T70 Mk.3B 1969 1. Pierre-Alain FRANCE P+2L 2. Erwin FRANCE							
14	1	2:17.122	37.473	41.740	57.909	231.3	42:40.738	1	1	3:04.131	1:14.198	47.149	1:02.784	112.5	3:04.131
15	1	2:16.709	37.121	41.418	58.170	232.3	44:57.447	2	1	2:19.982	37.907	42.021	1:00.054	247.7	5:24.113
16	1	2:19.378	37.503	42.129	59.746	234.8	47:16.825	3	1	2:16.622	37.190	40.627	58.805	247.1	7:40.735
62 Chevron B19 1971 1. Michael BIRCH P-2L							70 Lola T70 Mk.3B 1969 1. Pierre-Alain FRANCE P+2L 2. Erwin FRANCE								
1	1	2:54.635	1:01.598	47.211	1:05.826	118.7	2:54.635	4	1	2:23.507	38.676	43.421	1:01.410	246.0	10:04.242
2	1	2:30.445	41.364	45.499	1:03.582	197.8	5:25.080	5	1	2:16.349	37.580	40.626	58.143	247.1	12:20.591
3	1	2:26.699	40.103	44.575	1:02.021	216.0	7:51.779	6	1	2:41.838 B	39.750	43.293	1:18.795	205.3	15:02.429
4	1	2:28.174	40.197	44.368	1:03.609	218.2	10:19.953	7	1	5:45.505	3:56.666	47.138	1:01.701	119.5	20:47.934
5	1	2:39.403	41.527	45.007	1:12.869	215.1	12:59.356								
6	1	2:25.510	39.987	44.027	1:01.496	220.9	15:24.866								
7	1	3:00.708 B	46.837	52.220	1:21.651	192.9	18:25.574								
8	1	4:59.745 B	2:30.190	55.299	1:34.256	106.6	23:25.319								
9	1	11:23.052	9:31.537	48.107	1:03.408	114.9	34:48.371								
10	1	2:27.558	41.992	44.110	1:01.456	210.9	37:15.929								
11	1	2:29.577	42.753	44.813	1:02.011	222.2	39:45.506								
12	1	2:29.739	41.746	44.820	1:03.173	222.2	42:15.245								



CLASSIC ENDURANCE RACING 1

DIX MILLE TOURS

QUALIFYING

Sector Analysis

■ Personal Best
 ■ Session Best
 ■ Crossing the finish line in pit lane

Lap	D	Time	Sector 1	Sector 2	Sector 3	T. Spd	Elapsed	Lap	D	Time	Sector 1	Sector 2	Sector 3	T. Spd	Elapsed
8	1	2:36.433	48.652	45.621	1:02.160	123.9	23:24.367	7	1	2:40.808	43.425	47.452	1:09.931	188.8	19:57.462
9	1	2:27.768	42.833	43.920	1:01.015	225.9	25:52.135	8	1	5:02.578 B	50.874	58.321	3:13.383	181.5	25:00.040
10	1	2:27.198	41.454	44.560	1:01.184	240.5	28:19.333	9	2	3:03.050	1:07.268	48.923	1:06.859	117.1	28:03.090
11	1	3:37.709	43.210	1:13.764	1:40.735	242.2	31:57.042	10	2	3:29.912	43.353	52.585	1:53.974	205.3	31:33.002
12	1	2:42.491 B	41.424	43.422	1:17.645	231.3	34:39.533	11	2	2:41.657	45.797	50.209	1:05.651	177.9	34:14.659
13	1	5:11.608	3:27.253	43.242	1:01.113	136.9	39:51.141	12	2	2:34.140	42.166	46.273	1:05.701	205.7	36:48.799
14	1	2:20.703	39.160	41.660	59.883	242.7	42:11.844	13	2	2:31.661	41.450	45.837	1:04.374	219.1	39:20.460
15	1	2:20.987	38.503	42.376	1:00.108	246.0	44:32.831	14	2	2:40.357	41.810	51.187	1:07.360	212.6	42:00.817
16	1	2:19.877	38.197	41.882	59.798	246.6	46:52.708	15	2	2:31.603	41.207	45.386	1:05.010	220.0	44:32.420

71		Porsche 911 Carrera RS 3.0 1975		GT1			
		1. Annette ROLNER					
		2. Patrick SIMON					
1	2	4:14.302	2:11.364	53.666	1:09.272	97.5	4:14.302
2	2	2:30.352	40.775	45.702	1:03.875	209.3	6:44.654
3	2	9:25.275 B	40.615	45.542	7:59.118	213.9	16:09.929
4	1	3:13.893	1:07.807	52.003	1:14.083	99.4	19:23.822
5	1	3:09.466	54.450	1:00.855	1:14.161	192.2	22:33.288
6	1	2:59.993	52.477	55.601	1:11.915	168.2	25:33.281
7	1	2:50.175	47.198	51.318	1:11.659	184.3	28:23.456
8	1	3:41.062	46.232	1:11.153	1:43.677	180.0	32:04.518
9	1	2:48.943	45.962	51.530	1:11.451	184.6	34:53.461
10	1	2:45.271	45.932	49.920	1:09.419	190.1	37:38.732
11	1	2:48.148	45.893	50.785	1:11.470	186.2	40:26.880
12	1	2:44.877	45.342	49.531	1:10.004	190.8	43:11.757
13	1	2:44.839	44.866	49.541	1:10.432	195.7	45:56.596

75		Chevron B16 1970		P+2L			
		1. Ted TUPPEN					
1	1	2:49.670	58.674	47.728	1:03.268	109.1	2:49.670
2	1	2:27.995	39.943	44.691	1:03.361	219.5	5:17.665
3	1	2:29.062	39.496	45.121	1:04.445	220.0	7:46.727
4	1	2:25.186	39.376	43.911	1:01.899	218.2	10:11.913
5	1	2:25.466	39.613	43.618	1:02.235	220.4	12:37.379
6	1	2:26.238	39.485	43.923	1:02.830	221.3	15:03.617
7	1	2:36.135	43.870	47.951	1:04.314	219.5	17:39.752
8	1	2:39.816 B	40.334	45.688	1:13.794	220.0	20:19.568
9	1	5:46.472	3:52.870	49.591	1:04.011	116.4	26:06.040

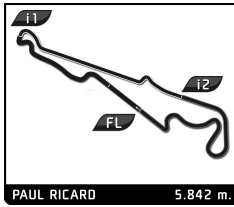
85		Porsche 911 Carrera RSR 2.8L May Speed 1978		GT1			
		1. Geoffroy PETER					
		2. Eric HELARY					
1	1	3:47.657	1:44.823	53.912	1:08.922	99.9	3:47.657
2	1	2:43.101	44.788	49.896	1:08.417	197.1	6:30.758
3	1	2:39.248	43.856	48.386	1:07.006	194.6	9:10.006
4	1	2:38.608	43.294	47.923	1:07.391	200.4	11:48.614
5	1	2:58.579 B	43.560	49.610	1:25.409	188.8	14:47.193
6	1	4:16.538	2:23.136	47.207	1:06.195	111.9	19:03.731
7	1	5:41.630	3:37.149	54.823	1:09.658	201.1	24:45.361
8	1	3:12.489 B	50.642	53.394	1:28.453	171.4	27:57.850

93		Chevrolet Corvette C3 1969		GT1			
		1. Eric EXCOFFIER					
		2. Clément EXCOFFIER					
1	1	3:49.957	1:44.219	53.892	1:11.846	84.5	3:49.957
2	1	2:42.128	43.949	49.182	1:08.997	197.4	6:32.085
3	1	2:41.812	45.149	48.836	1:07.827	180.3	9:13.897
4	1	2:42.402	43.942	48.552	1:09.908	188.5	11:56.299
5	1	2:41.129	44.405	48.608	1:08.116	182.1	14:37.428
6	1	2:39.226	43.618	48.310	1:07.298	186.2	17:16.654

99		Lola T70 Mk.3 1967		P+2L			
		1. Nick CHESTER					
		2. Robin WARD					
1	1	2:46.824	1:00.069	44.935	1:01.820	110.3	2:46.824
2	1	2:20.630	38.586	41.808	1:00.236	206.9	5:07.454
3	1	2:17.799	37.580	40.916	59.303	231.3	7:25.253
4	1	2:18.792	38.054	41.320	59.418	237.9	9:44.045
5	1	2:20.170	38.427	41.834	59.909	229.8	12:04.215
6	1	2:21.567	39.338	42.010	1:00.219	225.0	14:25.782
7	1	2:18.478	38.345	40.822	59.311	240.5	16:44.260
8	1	2:19.304	38.436	40.935	59.933	224.5	19:03.564
9	1	4:36.892 B	42.206	54.912	2:59.774	235.3	23:40.456
10	2	2:48.510	1:04.044	42.885	1:01.581	138.8	26:28.966
11	2	2:23.862	42.314	42.424	59.124	257.1	28:52.828
12	2	3:10.896	40.407	57.182	1:33.307	255.9	32:03.724
13	2	2:19.245	38.358	41.611	59.276	246.0	34:22.969
14	2	2:20.294	38.859	41.787	59.648	257.8	36:43.263
15	2	2:18.400	38.088	41.332	58.980	259.6	39:01.663
16	2	2:21.077	38.060	42.275	1:00.742	259.6	41:22.740
17	2	2:19.276	38.478	41.683	59.115	247.7	43:42.016

105		Porsche 911 Carrera RSR 3.0 1974		GT1			
		1. Rainer BECKER					
1	1	4:25.866	2:25.364	51.446	1:09.056	91.8	4:25.866
2	1	2:37.948	43.541	46.564	1:07.843	200.4	7:03.814
3	1	2:35.446	42.949	46.485	1:06.012	210.9	9:39.260
4	1	2:35.125	42.516	46.563	1:06.046	213.4	12:14.385
5	1	2:33.733	42.129	46.020	1:05.584	212.6	14:48.118
6	1	2:33.569	41.864	46.428	1:05.277	211.8	17:21.687
7	1	2:33.214	41.893	45.522	1:05.799	212.2	19:54.901
8	1	6:23.385 B	47.997	50.986	4:44.402	210.9	26:18.286
9	1	3:14.640	1:14.330	49.186	1:11.124	116.0	29:32.926
10	1	3:34.693	1:07.976	1:17.451	1:09.266	91.6	33:07.619
11	1	2:35.455	43.286	46.732	1:05.437	205.7	35:43.074
12	1	2:34.585	42.159	46.755	1:05.671	210.5	38:17.659
13	1	2:33.752	41.521	47.263	1:04.968	213.0	40:51.411
14	1	2:35.282	42.471	47.760	1:05.051	213.0	43:26.693
15	1	2:32.053	41.447	45.886	1:04.720	213.4	45:58.746

111		Porsche 911 Carrera RS 3.0 (C) 1974		GT1			
		1. Themistocles PETRAKIS					
1	1	6:44.171	4:43.433	51.498	1:09.240	96.4	6:44.171
2	1	2:43.473	44.315	49.612	1:09.546	198.9	9:27.644
3	1	3:07.041	1:04.092	51.656	1:11.293	193.9	12:34.685
4	1	2:47.986	45.136	51.168	1:11.682	198.5	15:22.671
5	1	2:48.281	46.154	50.810	1:11.317	203.8	18:10.952
6	1	3:29.237 B	51.991	1:09.410	1:27.836	192.2	21:40.189
7	1	6:31.223	4:24.507	54.019	1:12.697	102.9	28:11.412



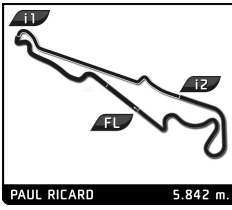
CLASSIC ENDURANCE RACING 1

DIX MILLE TOURS

QUALIFYING

Sector Analysis

										Personal Best		Session Best		B Crossing the finish line in pit lane	
Lap	D	Time	Sector 1	Sector 2	Sector 3	T. Spd	Elapsed	Lap	D	Time	Sector 1	Sector 2	Sector 3	T. Spd	Elapsed
114 Chevrolet Corvette C3 1971 1. Marc GODFROY GT1															
1	1	3:29.795	1:30.881	49.963	1:08.951	109.1	3:29.795	3	1	2:26.199	40.415	43.787	1:01.997	217.7	8:13.637
2	1	2:37.389	43.092	47.185	1:07.112	192.5	6:07.184	4	1	2:25.903	40.168	43.884	1:01.851	202.6	10:39.540
3	1	2:35.724	42.472	47.045	1:06.207	208.1	8:42.908	5	1	2:40.912 B	40.728	45.659	1:14.525	209.7	13:20.452
4	1	2:35.469	42.346	46.525	1:06.598	206.9	11:18.377	6	1	10:41.408 B	8:36.425	48.896	1:16.087	118.7	24:01.860
5	1	2:35.173	42.143	46.842	1:06.188	215.6	13:53.550	7	1	11:19.653	9:29.172	44.912	1:05.569	124.3	35:21.513
6	1	2:45.249 B	43.597	46.230	1:15.422	199.3	16:38.799	8	1	2:22.784	39.063	43.402	1:00.319	223.6	37:44.297
7	1	4:06.109	2:09.987	49.580	1:06.542	130.6	20:44.908	9	1	2:25.247	40.984	43.600	1:00.663	223.6	40:09.544
8	1	2:43.143	45.468	49.352	1:08.323	199.3	23:28.051	10	1	2:22.902	39.092	42.773	1:01.037	220.9	42:32.446
9	1	2:46.020	46.446	53.054	1:06.520	191.8	26:14.071	11	1	2:23.235	38.688	44.101	1:00.446	221.8	44:55.681
10	1	2:39.107	45.655	47.247	1:06.205	208.5	28:53.178	12	1	2:22.698	38.731	43.674	1:00.293	224.1	47:18.379
11	1	3:24.795	45.162	1:18.313	1:21.320	209.7	32:17.973								
12	1	2:36.902	43.361	47.464	1:06.077	214.7	34:54.875								
13	1	2:40.247	46.201	48.031	1:06.015	196.7	37:35.122								
14	1	2:40.001	44.747	46.255	1:08.999	210.9	40:15.123								
15	1	2:34.877	42.212	46.618	1:06.047	214.7	42:50.000								
16	1	2:35.986	43.149	45.998	1:06.839	211.4	45:25.986								
118 Ford GT40 (C) 1965 1. Kyle TILLEY GT1 2. Martin STRETTON															
1	1	2:57.268	1:06.734	45.522	1:05.012	115.5	2:57.268								
2	1	2:41.023 B	41.537	45.405	1:14.081	207.3	5:38.291								
3	1	4:25.076	2:37.191	45.064	1:02.821	132.8	10:03.367								
4	1	2:29.959	40.925	44.876	1:04.158	212.2	12:33.326								
5	1	2:38.958 B	41.322	44.932	1:12.704	209.7	15:12.284								
6	2	4:55.611	3:07.285	44.753	1:03.573	136.2	20:07.895								
7	2	2:57.240 B	49.640	53.130	1:14.470	208.1	23:05.135								
124 Lola T70 Mk.3B (C) 1968 1. Emile BREITMAYER P+2L															
1	1	4:21.567	2:32.220	47.723	1:01.624	133.2	4:21.567								
2	1	2:35.350	45.238	43.874	1:06.238	220.4	6:56.917								
3	1	2:30.001 B	37.383	40.360	1:12.258	248.8	9:26.918								
4	1	4:52.731	3:12.010	41.855	58.866	133.5	14:19.649								
5	1	2:16.214	37.288	39.975	58.951	248.8	16:35.863								
6	1	2:15.730	36.620	40.611	58.499	251.2	18:51.593								
7	1	2:42.278 B	39.816	49.338	1:13.124	241.6	21:33.871								
8	1	7:42.895	6:01.382	41.337	1:00.176	138.1	29:16.766								
9	1	3:21.369	1:00.279	1:21.624	59.466	130.4	32:38.135								
10	1	2:20.322	37.901	40.377	1:02.044	250.0	34:58.457								
11	1	2:17.185	38.685	40.027	58.473	248.3	37:15.642								
12	1	2:14.569	37.310	39.947	57.312	251.2	39:30.211								
13	1	2:14.788	36.965	40.061	57.762	252.9	41:44.999								
14	1	2:14.062	36.754	39.927	57.381	252.3	43:59.061								
15	1	2:16.679	37.447	40.630	58.602	250.6	46:15.740								
155 Chevron B16 1970 1. Christophe VAN RIET P-2L															
1	1	3:20.052	1:26.983	48.359	1:04.710	102.5	3:20.052								
2	1	2:27.386	39.914	44.474	1:02.998	220.9	5:47.438								
159 Porsche 911 Carrera RSR 3.0 1974 1. Romain JOFFROY GT1															
1	1	3:06.951	1:08.990	50.294	1:07.667	115.3	3:06.951								
2	1	2:34.450	41.442	47.970	1:05.038	210.9	5:41.401								
3	1	2:34.102	41.875	45.755	1:06.472	210.5	8:15.503								
4	1	2:30.397	41.070	45.374	1:03.953	209.7	10:45.900								
5	1	2:29.689	40.578	45.252	1:03.859	211.8	13:15.589								
6	1	2:47.212 B	42.460	46.660	1:18.092	175.3	16:02.801								
7	1	4:16.570	2:23.719	46.656	1:06.195	116.0	20:19.371								
8	1	3:12.304 B	52.497	57.953	1:21.854	197.8	23:31.675								
9	1	17:32.444	...	47.125	1:04.932	111.3	41:04.119								
10	1	2:29.778	40.988	44.940	1:03.850	209.7	43:33.897								
11	1	2:28.076	40.364	44.615	1:03.097	213.4	46:01.973								
160 Ford GT40 (C) 1965 1. Damien KOHLER GT1															
1	1	3:00.113	1:09.983	44.811	1:05.319	118.3	3:00.113								
2	1	2:28.220	40.808	44.047	1:03.365	213.0	5:28.333								
3	1	2:25.719	41.151	42.893	1:01.675	234.3	7:54.052								
4	1	2:24.540	39.528	42.698	1:02.314	235.8	10:18.592								
5	1	2:24.306	39.502	42.691	1:02.113	235.8	12:42.898								
6	1	2:55.286 B	43.115	48.628	1:23.543	208.1	15:38.184								
7	1	4:31.749	2:46.161	43.228	1:02.360	136.0	20:09.933								
8	1	3:09.153 B	48.598	53.527	1:27.028	206.5	23:19.086								
9	1	12:35.890	...	49.388	1:11.946	99.6	35:54.976								
10	1	2:33.751	41.438	44.870	1:07.443	238.4	38:28.727								
11	1	2:55.173 B	40.879	50.094	1:24.200	217.7	41:23.900								
222 Porsche 911 RSR Turbo 2,1L 1974 1. Guido DUMAREY GT1 2. Philipp BRUNN															
1	2	5:11.067 B	1:18.377	1:01.625	2:51.065	118.3	5:11.067								
2	2	2:56.505	1:03.126	48.324	1:05.055	131.9	8:07.572								
3	2	2:30.269	41.815	45.446	1:03.008	189.1	10:37.841								
4	2	2:29.776	41.481	45.232	1:03.063	223.6	13:07.617								
5	2	4:33.423 B	42.327	51.636	2:59.460	191.8	17:41.040								
224 Chevron B16 1971 1. François BOURDIN P-2L															
1	1	3:58.067	2:02.765	49.085	1:06.217	111.5	3:58.067								
2	1	2:32.261	42.185	45.570	1:04.506	194.9	6:30.328								
3	1	2:26.841	40.396	44.582	1:01.863	206.9	8:57.169								
4	1	2:25.754	39.636	44.648	1:01.470	212.2	11:22.923								
5	1	2:31.507	39.737	46.446	1:05.324	215.1	13:54.430								
6	1	2:29.746	41.072	45.344	1:03.330	211.8	16:24.176								
7	1	2:25.493	39.974	44.038	1:01.481	213.0	18:49.669								
8	1	13:47.660 B	47.384	58.894	...	213.0	32:37.329								



CLASSIC ENDURANCE RACING 1

DIX MILLE TOURS

QUALIFYING

Sector Analysis

PAUL RICARD 5.842 m.

■ Personal Best
 ■ Session Best
 B Crossing the finish line in pit lane

Lap	D	Time	Sector 1	Sector 2	Sector 3	T. Spd	Elapsed	Lap	D	Time	Sector 1	Sector 2	Sector 3	T. Spd	Elapsed
9	1	3:01.697	1:07.323	48.601	1:05.773	113.6	35:39.026								
10	1	2:30.814	42.601	45.356	1:02.857	200.0	38:09.840								
11	1	2:27.025	39.882	44.812	1:02.331	211.8	40:36.865								
12	1	2:47.524 B	42.835	46.699	1:17.990	211.8	43:24.389								