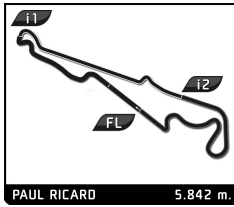


2.0L CUP DIX MILLE TOURS RACE

Sector Analysis

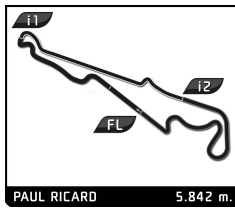
							■ Personal Best ■ Session Best ■ Crossing the finish line in pit lane								
Lap	D	Time	Sector 1	Sector 2	Sector 3	T. Spd	Elapsed	Lap	D	Time	Sector 1	Sector 2	Sector 3	T. Spd	Elapsed
5 Porsche 911 2.0L 1. Dirk PETERS							GTL								
1	1	3:13.752	58.230	56.881	1:18.641		3:13.752	23	1	2:50.209	47.286	51.451	1:11.472	184.0	1:06:27.822
2	1	3:04.203	49.249	56.086	1:18.868	177.0	6:17.955	24	1	2:48.603	45.794	51.260	1:11.549	185.6	1:09:16.425
3	1	3:04.594	50.117	55.921	1:18.556	180.9	9:22.549	25	1	2:49.329	46.039	51.378	1:11.912	185.6	1:12:05.754
4	1	3:04.450	50.237	55.443	1:18.770	180.3	12:26.999	26	1	2:49.209	45.440	51.377	1:12.392	186.5	1:14:54.963
5	1	3:02.925	49.632	54.918	1:18.375	176.8	15:29.924	27	1	2:49.232	45.849	51.735	1:11.648	184.9	1:17:44.195
6	1	3:02.348	49.400	55.099	1:17.849	175.3	18:32.272	28	1	2:48.475	45.234	50.860	1:12.381	185.6	1:20:32.670
7	1	3:01.036	49.133	55.161	1:16.742	174.5	21:33.308	29	1	2:48.000	45.592	50.869	1:11.539	185.6	1:23:20.670
8	1	3:03.344	50.538	54.980	1:17.826	177.9	24:36.652	30	1	2:47.301	45.457	50.530	1:11.314	184.9	1:26:07.971
9	1	3:04.221	49.745	55.411	1:19.065	172.2	27:40.873	31	1	2:47.350	45.282	51.126	1:10.942	186.9	1:28:55.321
10	1	3:01.978	49.175	54.944	1:17.859	175.6	30:42.851	32	1	2:48.623	45.504	51.191	1:11.928	186.5	1:31:43.944
11	1	3:03.814	48.820	55.184	1:19.810	175.3	33:46.665								
12	1	3:02.471	50.197	55.199	1:17.075	178.2	36:49.136								
13	1	3:09.019	49.567	55.687	1:23.765	175.3	39:58.155								
14	1	5:38.333	3:23.958	56.182	1:18.193	72.6	45:36.488								
15	1	3:02.791	50.199	55.203	1:17.389	175.9	48:39.279								
16	1	3:01.413	49.447	54.260	1:17.706	176.8	51:40.692								
17	1	3:06.774	49.503	58.392	1:18.879	172.8	54:47.466								
18	1	3:04.222	50.576	55.133	1:18.513	172.2	57:51.688								
19	1	3:02.178	49.818	55.266	1:17.094	168.5	1:00:53.866								
20	1	3:02.698	48.527	57.190	1:16.981	180.3	1:03:56.564								
21	1	3:03.903	48.714	55.954	1:19.235	177.0	1:07:00.467								
22	1	3:03.759	48.400	57.014	1:18.345	182.4	1:10:04.226								
23	1	3:03.079	49.109	54.838	1:19.132	181.2	1:13:07.305								
24	1	3:03.202	49.277	55.321	1:18.604	183.4	1:16:10.507								
25	1	3:01.018	48.437	54.876	1:17.705	176.8	1:19:11.525								
26	1	3:00.571	48.657	54.660	1:17.254	182.7	1:22:12.096								
27	1	2:59.910	48.812	54.542	1:16.556	179.1	1:25:12.006								
28	1	3:05.473	50.913	56.578	1:17.982	166.4	1:28:17.479								
29	1	3:02.274	50.316	54.768	1:17.190	173.4	1:31:19.753								
11 Porsche 911 2.0L 1. Evgeny KIREEV 2. Ramzan ORUSBAEV							GTL-ELI								
1	2	2:53.336	50.979	51.154	1:11.203		2:53.336								
2	2	2:46.501	45.008	50.173	1:11.320	192.2	5:39.837								
3	2	2:44.442	44.736	49.864	1:09.842	194.2	8:24.279								
4	2	2:45.351	44.913	50.437	1:10.001	191.5	11:09.630								
5	2	2:45.564	45.147	50.143	1:10.274	191.8	13:55.194								
6	2	2:44.575	44.549	50.027	1:09.999	190.8	16:39.769								
7	2	2:44.143	44.496	49.815	1:09.832	190.8	19:23.912								
8	2	2:44.393	44.345	50.107	1:09.941	190.5	22:08.305								
9	2	2:44.978	45.288	49.843	1:09.847	190.1	24:53.283								
10	2	2:43.971	44.724	49.676	1:09.571	189.5	27:37.254								
11	2	2:45.365	44.944	50.437	1:09.984	189.8	30:22.619								
12	2	2:45.758	44.817	50.303	1:10.638	189.8	33:08.377								
13	2	2:45.052	44.682	49.959	1:10.411	190.5	35:53.429								
14	2	2:44.951	44.754	49.964	1:10.233	190.8	38:38.380								
15	2	2:44.683	44.772	49.771	1:10.140	190.5	41:23.063								
16	2	2:44.364	44.530	49.770	1:10.064	189.5	44:07.427								
17	2	2:44.721	44.796	49.798	1:10.127	190.1	46:52.148								
18	2	2:48.251	44.672	49.797	1:13.782	190.1	49:40.399								
19	1	5:28.233	3:24.372	51.524	1:12.337	111.2	55:08.632								
20	1	2:51.565	46.679	51.616	1:13.270	184.0	58:00.197								
21	1	2:48.325	45.739	50.954	1:11.632	184.0	1:00:48.522								
22	1	2:49.091	45.545	51.179	1:12.367	184.0	1:03:37.613								
15 Porsche 911 2.0L 1. David DANGLARD							GTL								
1	1	2:54.855	51.668	51.462	1:11.725		2:54.855								
2	1	2:47.875	45.477	51.122	1:11.276	187.2	5:42.730								
3	1	2:49.322	45.207	51.996	1:12.119	187.8	8:32.052								
4	1	2:48.250	46.180	50.926	1:11.144	181.5	11:20.302								
5	1	2:46.844	45.262	50.719	1:10.863	187.8	14:07.146								
6	1	2:47.557	45.326	51.082	1:11.149	188.2	16:54.703								
7	1	2:47.710	45.397	50.672	1:11.641	187.2	19:42.413								
8	1	2:47.440	46.184	50.432	1:10.824	185.9	22:29.853								
9	1	2:47.261	45.322	50.840	1:11.099	186.9	25:17.114								
10	1	2:48.977	45.508	51.995	1:11.474	187.2	28:06.091								
11	1	2:47.651	45.399	50.972	1:11.280	186.5	30:53.742								
12	1	2:48.050	45.151	51.131	1:11.768	187.5	33:41.792								
13	1	2:50.734	46.601	52.402	1:11.731	188.2	36:32.526								
14	1	2:49.456	46.326	50.612	1:12.518	186.2	39:21.982								
15	1	2:50.993	46.107	50.997	1:13.889	186.5	42:12.975								
16	1	2:50.641	46.603	50.960	1:13.078	185.9	45:03.616								
17	1	2:55.606	45.341	51.320	1:18.945	185.2	47:59.222								
18	1	5:10.192	3:06.548	51.001	1:12.643	107.2	53:09.414								
19	1	2:48.397	45.733	50.993	1:11.671	183.4	55:57.811								
20	1	2:47.336	45.026	50.959	1:11.351	185.9	58:45.147								
21	1	2:48.993	45.717	51.086	1:12.190	186.5	1:01:34.140								
22	1	2:48.423	45.601	51.152	1:11.670	184.3	1:04:22.563								
23	1	2:48.497	45.468	51.131	1:11.898	185.9	1:07:11.060								
24	1	2:57.190	54.586	51.208	1:11.396	185.2	1:10:08.250								
25	1	2:48.210	45.131	51.135	1:11.944	187.2	1:12:56.460								
26	1	2:50.782	45.470	54.192	1:11.120	185.9	1:15:47.242								
27	1	2:48.039	45.043	51.416	1:11.580	186.2	1:18:35.281								
28	1	2:48.994	45.873	50.434	1:12.687	188.5	1:21:24.275								
29	1	2:47.390	45.517	50.636	1:11.237	187.8	1:24:11.665								
30	1	2:57.963	45.857	51.694	1:20.412	187.8	1:27:09.628								
31	1	5:08.067	3:04.602	51.430	1:12.035	108.7	1:32:17.695								
16 Porsche 911 2.0L 1. Lukas HALUSA 2. Niklas HALUSA							GTL								
1	2	2:57.605	52.799	52.212	1:12.594		2:57.605								
2	2	2:50.182	46.887	51.300	1:11.995	184.9	5:47.787								
3	2	2:51.776	46.694	52.023	1:13.059	185.9	8:39.563								
4	2	2:49.454	46.022	51.287	1:12.145	185.2	11:29.017								
5	2	2:48.756	46.210	50.847	1:11.699	185.9	14:17.773								
6	2	2:48.728	46.061	50.885	1:11.782	186.2	17:06.501								
7	2	2:50.334	46.387	51.060	1:12.887	187.5	19:56.835								
8	2	2:49.900	47.173	50.981	1:11.746	184.3	22:46.735								
9	2	2:49.416	46.378	51.186	1:11.852	185.2	25:36.151								
10	2	2:49.039	46.422	51.153	1:11.464	184.9	28:25.190								



2.0L CUP DIX MILLE TOURS RACE

Sector Analysis

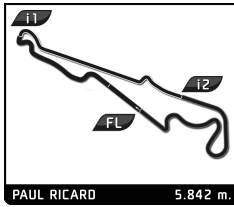
										Personal Best		Session Best		B Crossing the finish line in pit lane		
Lap	D	Time	Sector 1	Sector 2	Sector 3	T. Spd	Elapsed	Lap	D	Time	Sector 1	Sector 2	Sector 3	T. Spd	Elapsed	
11	2	2:51.796	47.840	51.052	1:12.904	180.6	31:16.986	6	2	2:45.899	45.000	50.803	1:10.096	189.1	16:48.819	
12	2	2:50.574	46.776	51.312	1:12.486	185.6	34:07.560	7	2	2:45.536	44.810	50.563	1:10.163	188.8	19:34.355	
13	2	2:50.241	46.463	51.593	1:12.185	182.4	36:57.801	8	2	2:45.491	44.997	50.327	1:10.167	188.5	22:19.846	
14	2	2:49.706	45.991	51.553	1:12.162	185.2	39:47.507	9	2	2:46.146	45.357	50.574	1:10.215	188.2	25:05.992	
15	2	2:49.361	46.026	51.144	1:12.191	184.3	42:36.868	10	2	2:45.317	44.927	50.276	1:10.114	188.2	27:51.309	
16	2	4:57.659	46.070	52.310	3:19.279	182.7	47:34.527	11	2	2:46.221	44.882	50.239	1:11.100	188.2	30:37.530	
17	1	3:07.461	1:03.136	51.930	1:12.395	108.0	50:41.988	12	2	2:45.857	45.345	50.379	1:10.133	188.2	33:23.387	
18	1	2:49.189	46.025	51.054	1:12.110	181.8	53:31.177	13	2	2:46.010	45.249	50.933	1:09.828	189.8	36:09.397	
19	1	2:48.251	45.696	50.793	1:11.762	184.0	56:19.428	14	2	2:46.068	45.459	50.100	1:10.509	189.5	38:55.465	
20	1	2:48.496	45.145	51.800	1:11.551	184.9	59:07.924	15	2	2:45.540	44.972	50.528	1:10.040	188.8	41:41.005	
21	1	2:48.632	46.100	50.751	1:11.781	181.2	1:01:56.556	16	2	2:49.746	47.134	51.663	1:10.949	189.5	44:30.751	
22	1	2:47.771	45.709	50.693	1:11.369	183.4	1:04:44.327	17	2	2:46.717	45.126	50.274	1:11.317	186.5	47:17.468	
23	1	2:47.630	45.316	50.770	1:11.544	186.5	1:07:31.957	18	2	2:52.671	B	45.314	51.036	1:16.321	186.5	50:10.139
24	1	2:48.648	45.787	51.308	1:11.553	186.2	1:10:20.605	19	1	5:17.486	3:09.522	53.579	1:14.385	110.9	55:27.625	
25	1	2:47.896	45.533	50.671	1:11.692	186.5	1:13:08.501	20	1	2:55.267	47.220	53.301	1:14.746	185.2	58:22.892	
26	1	2:49.400	45.931	50.945	1:12.524	185.9	1:15:57.901	21	1	2:52.332	46.810	52.099	1:13.423	183.7	1:01:15.224	
27	1	2:48.544	45.664	50.925	1:11.955	183.1	1:18:46.445	22	1	2:51.680	46.689	52.372	1:12.619	184.9	1:04:06.904	
28	1	2:47.860	45.913	50.803	1:11.144	185.9	1:21:34.305	23	1	2:50.924	46.363	52.221	1:12.340	185.2	1:06:57.828	
29	1	2:48.293	45.517	50.492	1:12.284	185.6	1:24:22.598	24	1	2:51.732	46.076	53.972	1:11.684	184.0	1:09:49.560	
30	1	2:48.247	45.661	50.775	1:11.811	183.7	1:27:10.845	25	1	2:50.064	46.307	51.237	1:12.520	188.2	1:12:39.624	
31	1	2:47.263	45.389	50.647	1:11.227	185.2	1:29:58.108	26	1	2:51.421	46.259	52.596	1:12.566	188.8	1:15:31.045	
32	1	2:47.195	45.364	50.563	1:11.268	186.2	1:32:45.303	27	1	2:49.809	46.032	51.378	1:12.399	186.2	1:18:20.854	
18 Porsche 911 2.0L 1. Patrick PUGIN 2. Charles RUPP GTL																
1	2	3:02.502	54.109	54.768	1:13.625		3:02.502	28	1	2:49.531	46.061	51.259	1:12.211	187.8	1:21:10.385	
2	2	2:50.773	46.095	52.070	1:12.608	180.9	5:53.275	29	1	2:50.155	46.058	52.009	1:12.088	184.9	1:24:00.540	
3	2	2:53.233	46.563	52.368	1:14.302	183.4	8:46.508	30	1	2:51.421	46.473	52.428	1:12.520	187.5	1:26:51.961	
4	2	2:52.661	46.890	52.895	1:12.876	180.6	11:39.169	31	1	2:49.745	46.489	51.432	1:11.824	177.6	1:29:41.706	
5	2	2:53.090	46.435	52.085	1:14.570	183.7	14:32.259	32	1	2:51.245	46.294	52.336	1:12.615	186.5	1:32:32.951	
6	2	2:51.911	46.536	51.871	1:13.504	182.7	17:24.170	27 Porsche 911 2.0L 1. Stephen EDWARDS 2. Matt NEAL GTL-EU								
7	2	2:52.572	46.677	52.299	1:13.596	181.8	20:16.742	1	2	2:52.499	50.553	51.140	1:10.806		2:52.499	
8	2	2:51.676	46.385	52.216	1:13.075	180.9	23:08.418	2	2	2:46.848	45.160	50.714	1:10.974	188.2	5:39.347	
9	2	2:53.878	47.435	52.889	1:13.554	181.8	26:02.296	3	2	2:45.934	44.800	50.680	1:10.454	188.2	8:25.281	
10	2	2:51.427	46.769	51.852	1:12.806	181.5	28:53.723	4	2	2:46.532	45.061	50.868	1:10.603	187.5	11:11.813	
11	2	2:52.450	46.468	52.243	1:13.739	181.5	31:46.173	5	2	2:45.797	44.956	50.138	1:10.703	188.5	13:57.610	
12	2	2:52.536	46.724	52.618	1:13.194	182.1	34:38.709	6	2	2:45.923	44.894	50.334	1:10.695	189.5	16:43.533	
13	2	2:52.156	46.628	51.885	1:13.643	180.3	37:30.865	7	2	2:45.406	44.972	50.129	1:10.305	189.8	19:28.939	
14	2	2:51.884	46.437	52.043	1:13.404	181.5	40:22.749	8	2	2:45.716	44.983	50.140	1:10.593	187.8	22:14.655	
15	2	2:52.519	46.493	52.733	1:13.293	181.2	43:15.268	9	2	2:46.737	45.609	50.753	1:10.375	187.5	25:01.392	
16	2	3:04.450	48.304	53.070	1:23.076	181.8	46:19.718	10	2	2:46.717	45.224	50.916	1:10.577	186.9	27:48.109	
17	1	5:16.114	3:07.272	52.673	1:16.169	103.3	51:35.832	11	2	2:46.961	45.558	50.798	1:10.605	186.2	30:35.070	
18	1	2:56.650	47.600	53.099	1:15.951	181.5	54:32.482	12	2	2:47.879	45.446	51.105	1:11.328	186.9	33:22.949	
19	1	2:56.589	48.218	53.382	1:14.989	181.2	57:29.071	13	2	2:45.764	45.196	50.310	1:10.258	187.5	36:08.713	
20	1	2:56.096	48.062	51.861	1:16.173	183.1	1:00:25.167	14	2	2:45.931	44.967	50.370	1:10.594	187.8	38:54.644	
21	1	2:55.702	47.597	52.827	1:15.278	182.4	1:03:20.869	15	2	2:45.669	44.914	50.417	1:10.338	187.2	41:40.313	
22	1	2:55.453	47.924	52.928	1:14.601	184.3	1:06:16.322	16	2	3:04.629	B	55.591	52.836	1:16.202	187.2	44:44.942
23	1	2:55.033	47.405	52.617	1:15.011	184.0	1:09:11.355	17	1	5:38.243	3:29.442	53.973	1:14.828	108.8	50:23.185	
24	1	2:54.258	47.596	51.902	1:14.760	183.4	1:12:05.613	18	1	2:53.360	46.323	52.169	1:14.868	184.9	53:16.545	
19 Porsche 911 2.0L 1. Jose Ruben ZANCHETTA 2. James TURNER GTL																
1	2	2:55.607	52.034	51.577	1:11.996		2:55.607	19	1	2:50.955	45.979	52.090	1:12.886	184.6	56:07.500	
2	2	2:47.912	45.919	51.539	1:10.454	190.1	5:43.519	20	1	2:53.900	46.288	51.512	1:16.100	187.2	59:01.400	
3	2	2:46.269	44.925	51.044	1:10.300	189.5	8:29.788	21	1	2:49.502	46.054	51.193	1:12.255	184.0	1:01:50.902	
4	2	2:46.154	45.174	50.732	1:10.248	188.5	11:15.942	22	1	2:52.527	46.127	52.868	1:13.532	187.8	1:04:43.429	
5	2	2:46.978	45.535	50.213	1:11.230	190.1	14:02.920	23	1	2:49.242	45.691	50.968	1:12.583	186.2	1:07:32.671	
24 1 2:51.194 46.556 51.808 1:12.830 186.9 1:10:23.865																
25 1 2:49.890 46.027 51.448 1:12.415 188.5 1:13:13.755																
26 1 2:52.149 45.869 52.951 1:13.329 188.5 1:16:05.904																
27 1 2:50.676 46.153 51.350 1:13.173 187.2 1:18:56.580																
28 1 2:49.507 46.396 50.895 1:12.216 188.5 1:21:46.087																



2.0L CUP DIX MILLE TOURS RACE

Sector Analysis

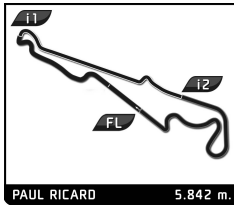
Lap	D	Time	Sector 1	Sector 2	Sector 3	T. Spd	Elapsed	Lap	D	Time	Sector 1	Sector 2	Sector 3	T. Spd	Elapsed
29	1	2:48.465	45.927	50.904	1:11.634	188.8	1:24:34.552	32	1	2:50.566	46.258	51.084	1:13.224	183.7	1:33:00.352
30	1	2:49.373	45.758	51.287	1:12.328	189.1	1:27:23.925	<div style="border: 1px solid black; padding: 5px;"> 53 Porsche 911 2.0L 1.Christian COLL GTL </div>							
31	1	2:48.587	45.993	50.678	1:11.916	188.8	1:30:12.512	1	1	2:50.190	48.847	50.545	1:10.798		2:50.190
32	1	2:49.370	45.510	50.424	1:13.436	188.8	1:33:01.882	2	1	2:46.057	44.773	50.907	1:10.377	189.8	5:36.247
<div style="border: 1px solid black; padding: 5px;"> 35 Porsche 911 2.0L 1.Frédéric DI EGIDIO 2.Guido DI EGIDIO GTL </div>								3	1	2:46.227	44.858	50.738	1:10.631	189.1	8:22.474
1	1	3:01.792	55.216	52.541	1:14.035		3:01.792	4	1	2:46.752	45.689	50.615	1:10.448	189.1	11:09.226
2	1	2:48.086	45.698	50.683	1:11.705	188.2	5:49.878	5	1	2:46.837	44.963	50.715	1:11.159	187.8	13:56.063
3	1	2:47.510	45.544	50.845	1:11.121	189.5	8:37.388	6	1	2:46.272	44.985	50.442	1:10.845	189.8	16:42.335
4	1	2:47.868	45.676	50.483	1:11.709	189.1	11:25.256	7	1	2:45.947	44.784	50.725	1:10.438	189.5	19:28.282
5	1	2:48.534	45.706	50.927	1:11.901	190.1	14:13.790	8	1	2:46.214	45.063	50.281	1:10.870	188.2	22:14.496
6	1	2:47.847	45.580	50.733	1:11.534	190.1	17:01.637	9	1	2:47.743	45.412	51.295	1:11.036	187.8	25:02.239
7	1	2:47.684	45.828	50.208	1:11.648	189.1	19:49.321	10	1	2:46.545	44.964	50.536	1:11.045	188.5	27:48.784
8	1	2:48.696	46.100	50.724	1:11.872	189.1	22:38.017	11	1	2:50.566	45.796	52.774	1:11.996	188.8	30:39.350
9	1	2:47.712	45.556	50.665	1:11.491	187.8	25:25.729	12	1	2:47.767	45.718	50.774	1:11.275	189.1	33:27.117
10	1	2:49.411	45.267	50.738	1:13.406	188.5	28:15.140	13	1	56:53.977 B	44.933	50.431	...	189.5	1:30:21.094
11	1	2:49.183	45.656	50.593	1:12.934	188.2	31:04.323	<div style="border: 1px solid black; padding: 5px;"> 54 Porsche 911 2.0L 1.Timothy PAPPAS 2.Jeroen BLEEKEMOLEN GTL-ELI </div>							
12	1	2:49.693	46.093	50.588	1:13.012	186.9	33:54.016	1	1	2:55.320	51.344	51.635	1:12.341		2:55.320
13	1	2:48.761	45.642	51.271	1:11.848	189.1	36:42.777	2	1	2:49.438	46.137	51.512	1:11.789	188.8	5:44.758
14	1	3:00.150 B	45.929	52.883	1:21.338	188.5	39:42.927	3	1	2:49.686	47.295	50.896	1:11.495	186.9	8:34.444
15	1	5:41.117 B	3:15.605	56.275	1:29.237	106.7	45:24.044	4	1	2:48.675	46.075	50.978	1:11.622	186.9	11:23.119
16	1	5:36.206	3:25.257	55.009	1:15.940	108.5	51:00.250	5	1	2:48.634	45.560	51.232	1:11.842	186.9	14:11.753
<div style="border: 1px solid black; padding: 5px;"> 42 Porsche 911 2.0L 1.Stephan KOENIG 2.Philipp KOENIG GTL </div>								6	1	2:48.815	46.054	50.626	1:12.135	187.5	17:00.568
1	2	3:00.121	54.511	52.559	1:13.051		3:00.121	7	1	2:48.040	45.874	50.520	1:11.646	186.5	19:48.608
2	2	2:48.551	45.642	50.871	1:12.038	187.2	5:48.672	8	1	2:50.024	47.094	51.149	1:11.781	185.2	22:38.632
3	2	2:46.726	45.085	50.216	1:11.425	189.5	8:35.398	9	1	2:48.407	46.160	50.751	1:11.496	185.9	25:27.039
4	2	2:47.184	45.447	50.344	1:11.393	188.2	11:22.582	10	1	2:48.704	46.119	50.701	1:11.884	184.6	28:15.743
5	2	2:48.327	45.441	51.447	1:11.439	189.1	14:10.909	11	1	2:49.032	46.087	50.887	1:12.058	185.9	31:04.775
6	2	2:47.454	45.757	50.479	1:11.218	188.8	16:58.363	12	1	3:05.176	46.208	50.899	1:28.069	186.9	34:09.951
7	2	2:46.967	45.274	50.043	1:11.650	188.8	19:45.330	13	1	2:50.169	46.762	51.178	1:12.229	182.1	37:00.120
8	2	2:46.302	45.184	50.113	1:11.005	187.8	22:31.632	14	1	2:54.691 B	46.229	50.710	1:17.752	185.6	39:54.811
9	2	2:46.972	45.118	50.251	1:11.603	187.5	25:18.604	15	2	7:32.461	5:30.448	50.458	1:11.555	109.9	47:27.272
10	2	2:48.305	45.168	50.880	1:12.257	188.2	28:06.909	16	2	3:03.949	46.627	1:00.009	1:17.313	184.0	50:31.221
11	2	2:47.176	45.065	50.803	1:11.308	188.2	30:54.085	17	2	3:05.864 B	46.327	56.308	1:23.229	184.6	53:37.085
12	2	2:48.579	45.427	50.012	1:13.140	186.9	33:42.664	18	2	4:13.226 B	1:59.324	52.407	1:21.495	109.4	57:50.311
13	2	2:50.042	46.502	52.353	1:11.187	188.8	36:32.706	19	2	5:47.432	3:46.174	50.245	1:11.013	108.7	1:03:37.743
14	2	2:48.165	45.800	50.379	1:11.986	190.8	39:20.871	20	2	2:46.868	46.503	50.285	1:10.080	186.2	1:06:24.611
15	2	2:47.847	45.467	50.675	1:11.705	188.2	42:08.718	21	2	2:45.904	44.520	50.335	1:11.049	185.2	1:09:10.515
16	2	2:48.395	45.689	50.630	1:12.076	187.2	44:57.113	22	2	2:44.754	44.257	50.271	1:10.226	185.9	1:11:55.269
17	2	2:50.108	46.130	51.061	1:12.917	187.2	47:47.221	23	2	2:53.871 B	45.038	51.042	1:17.791	186.9	1:14:49.140
18	2	2:48.407	45.535	50.616	1:12.256	186.9	50:35.628	<div style="border: 1px solid black; padding: 5px;"> 55 Porsche 911 2.0L 1.Philippe de CRAENE GTL </div>							
19	2	2:51.963 B	45.673	50.446	1:15.844	187.8	53:27.591	1	1	2:56.536	52.299	51.929	1:12.308		2:56.536
20	1	5:14.375	3:08.812	51.589	1:13.974	108.1	58:41.966	2	1	2:49.227	45.473	51.998	1:11.756	187.5	5:45.763
21	1	2:53.172	47.390	51.467	1:14.315	186.2	1:01:35.138	3	1	2:48.065	45.775	50.740	1:11.550	187.8	8:33.828
22	1	2:51.554	46.279	51.535	1:13.740	183.1	1:04:26.692	4	1	2:48.065	45.864	50.666	1:11.535	186.9	11:21.893
23	1	2:51.704	47.050	51.605	1:13.049	186.2	1:07:18.396	5	1	2:49.313	45.785	51.123	1:12.405	186.2	14:11.206
24	1	2:52.761	48.619	51.837	1:12.305	188.2	1:10:11.157	6	1	2:49.597	46.024	50.924	1:12.649	184.0	17:00.803
25	1	2:50.595	46.586	51.253	1:12.756	188.2	1:13:01.752	7	1	2:50.906	47.235	51.471	1:12.200	180.9	19:51.709
26	1	2:52.928	46.923	52.695	1:13.310	187.8	1:15:54.680	8	1	2:49.152	45.949	51.057	1:12.146	182.7	22:40.861
27	1	2:51.156	45.895	51.865	1:13.396	185.2	1:18:45.836	9	1	2:47.795	45.614	50.911	1:11.270	183.4	25:28.656
28	1	2:51.964	46.233	52.178	1:13.553	186.9	1:21:37.800	10	1	2:48.749	45.602	51.103	1:12.044	183.4	28:17.405
29	1	2:50.496	46.474	51.115	1:12.907	180.0	1:24:28.296	11	1	2:48.307	46.297	50.802	1:11.208	184.6	31:05.712
30	1	2:50.615	46.353	51.596	1:12.666	187.8	1:27:18.911								
31	1	2:50.875	46.512	51.513	1:12.850	186.5	1:30:09.786								



2.0L CUP DIX MILLE TOURS RACE

Sector Analysis

							■ Personal Best ■ Session Best ■ Crossing the finish line in pit lane								
Lap	D	Time	Sector 1	Sector 2	Sector 3	T. Spd	Elapsed	Lap	D	Time	Sector 1	Sector 2	Sector 3	T. Spd	Elapsed
12	1	2:49.662	45.589	51.113	1:12.960	186.9	33:55.374	21	2	2:44.122	44.251	49.830	1:10.041	188.2	1:01:01.363
13	1	2:48.445	45.895	50.900	1:11.650	182.7	36:43.819	22	2	2:46.339	44.581	51.326	1:10.432	188.8	1:03:47.702
14	1	2:48.818	45.976	51.181	1:11.661	183.1	39:32.637	23	2	2:44.570	44.451	50.321	1:09.798	188.8	1:06:32.272
15	1	2:48.115	45.473	50.912	1:11.730	184.6	42:20.752	24	2	2:44.288	44.364	49.728	1:10.196	188.5	1:09:16.560
16	1	2:49.421	45.584	51.200	1:12.637	184.0	45:10.173	25	2	2:45.146	44.445	50.136	1:10.565	188.2	1:12:01.706
17	1	2:58.847	46.274	51.631	1:20.942	186.2	48:09.020	26	2	2:44.876	44.428	49.870	1:10.578	188.5	1:14:46.582
18	1	5:11.783	3:07.127	51.695	1:12.961	109.5	53:20.803	27	2	2:44.859	44.293	49.730	1:10.836	187.2	1:17:31.441
19	1	2:48.218	45.697	51.176	1:11.345	181.2	56:09.021	28	2	2:43.827	44.714	49.530	1:09.583	187.8	1:20:15.268
20	1	2:50.011	45.221	51.296	1:13.494	184.9	58:59.032	29	2	2:43.694	44.438	49.764	1:09.492	188.2	1:22:58.962
21	1	2:47.921	45.647	50.902	1:11.372	182.7	1:01:46.953	30	2	2:45.678	44.692	50.049	1:10.937	189.8	1:25:44.640
22	1	2:48.262	45.335	51.139	1:11.788	185.2	1:04:35.215	31	2	2:43.298	44.277	49.666	1:09.355	188.8	1:28:27.938
23	1	2:47.398	45.117	51.133	1:11.148	184.6	1:07:22.613	32	2	2:43.485	44.443	49.721	1:09.321	189.1	1:31:11.423
24	1	2:48.956	46.532	50.851	1:11.573	185.9	1:10:11.569								
25	1	2:47.215	45.295	51.109	1:10.811	187.8	1:12:58.784								
26	1	2:49.124	45.032	53.511	1:10.581	186.5	1:15:47.908								
27	1	2:46.879	44.990	50.550	1:11.339	187.2	1:18:34.787								
28	1	2:49.026	45.430	50.986	1:12.610	184.9	1:21:23.813								
29	1	2:46.151	44.979	50.292	1:10.880	185.6	1:24:09.964								
30	1	2:48.643	45.945	50.904	1:11.794	184.6	1:26:58.607								
31	1	2:48.603	45.768	51.128	1:11.707	183.7	1:29:47.210								
32	1	2:46.617	45.353	50.879	1:10.385	185.9	1:32:33.827								
60		Porsche 911 2.0L				ELI									
		1. Kyle TILLEY													
		2. Oliver BRYANT													
1	1	2:49.311	47.998	51.050	1:10.263		2:49.311								
2	1	2:45.435	44.631	50.536	1:10.268	188.5	5:34.746								
3	1	2:47.228	45.254	50.749	1:11.225	188.8	8:21.974								
4	1	3:02.766	46.851	52.204	1:23.711	183.1	11:24.740								
5	1	10:55.380	8:47.846	54.885	1:12.649	91.1	22:20.120								
6	1	2:48.817	46.095	51.107	1:11.615	180.6	25:08.937								
7	1	2:50.163	45.609	51.192	1:13.362	183.4	27:59.100								
8	1	2:58.116	47.189	51.432	1:19.495	178.2	30:57.216								
9	2	23:41.833	...	55.440	1:12.821	82.6	54:39.049								
10	2	3:06.954	45.827	56.400	1:24.727	174.2	57:46.003								
77		Porsche 911 2.0L				ELI									
		1. Seb PEREZ													
		2. George GAMBLE													
1	1	2:48.765	48.413	50.316	1:10.036		2:48.765								
2	1	2:44.914	44.481	50.072	1:10.361	186.5	5:33.679								
3	1	2:44.766	44.426	50.318	1:10.022	186.5	8:18.445								
4	1	2:45.656	44.785	50.617	1:10.254	186.5	11:04.101								
5	1	2:46.652	45.130	50.606	1:10.916	185.9	13:50.753								
6	1	2:45.418	44.677	50.491	1:10.250	185.6	16:36.171								
7	1	2:46.309	45.162	50.628	1:10.519	185.9	19:22.480								
8	1	2:45.706	44.658	50.377	1:10.671	186.5	22:08.186								
9	1	2:46.253	45.669	50.415	1:10.169	184.6	24:54.439								
10	1	2:44.926	44.361	50.203	1:10.362	187.2	27:39.365								
11	1	2:44.906	44.519	50.112	1:10.275	186.5	30:24.271								
12	1	2:44.916	44.580	50.167	1:10.169	186.9	33:09.187								
13	1	2:44.921	44.535	50.366	1:10.020	188.2	35:54.108								
14	1	2:46.187	44.620	50.306	1:11.261	187.5	38:40.295								
15	1	2:49.811	44.596	50.533	1:14.682	186.2	41:30.106								
16	2	5:43.049	3:41.766	50.324	1:10.959	100.2	47:13.155								
17	2	2:45.280	44.635	50.336	1:10.309	187.8	49:58.435								
18	2	2:47.507	45.155	50.214	1:12.138	186.9	52:45.942								
19	2	2:45.415	44.848	50.246	1:10.321	186.5	55:31.357								
20	2	2:45.884	45.308	49.978	1:10.598	187.5	58:17.241								
82		Porsche 911 2.0L				GTL									
		1. Uwe KOLB													
		2. Patrick KOLB													
1	2	3:02.075	54.397	53.172	1:14.506		3:02.075								
2	2	2:48.859	45.880	52.029	1:10.950	185.2	5:50.934								
3	2	2:49.746	45.163	51.144	1:13.439	182.1	8:40.680								
4	2	2:48.137	45.383	51.158	1:11.596	180.3	11:28.817								
5	2	2:48.140	45.439	51.253	1:11.448	183.4	14:16.957								
6	2	2:48.177	45.541	51.615	1:11.021	180.0	17:05.134								
7	2	2:49.549	45.449	51.277	1:12.823	181.2	19:54.683								
8	2	2:47.950	45.529	50.987	1:11.434	177.0	22:42.633								
9	2	2:47.729	45.267	51.248	1:11.214	180.0	25:30.362								
10	2	2:47.552	45.166	51.095	1:11.291	180.9	28:17.914								
11	2	2:48.328	46.299	50.989	1:11.040	183.4	31:06.242								
12	2	2:49.174	45.309	51.629	1:12.236	183.7	33:55.416								
13	2	2:48.512	45.897	51.014	1:11.601	184.3	36:43.928								
14	2	2:47.894	45.278	51.434	1:11.182	186.9	39:31.822								
15	2	2:48.211	45.337	51.317	1:11.557	179.1	42:20.033								
16	2	2:48.956	45.654	51.232	1:12.070	180.6	45:08.989								
17	2	2:57.713	46.175	51.633	1:19.905	183.1	48:06.702								
18	1	5:06.189	2:51.412	57.405	1:17.372	99.8	53:12.891								
19	1	3:01.369	49.186	55.841	1:16.342	175.9	56:14.260								
20	1	2:57.312	48.525	53.757	1:15.030	177.9	59:11.572								
21	1	2:57.442	47.795	54.749	1:14.898	182.7	1:02:09.014								
22	1	2:56.312	47.767	53.257	1:15.288	179.4	1:05:05.326								
23	1	2:56.952	48.291	53.493	1:15.168	182.1	1:08:02.278								
24	1	2:54.944	47.466	53.116	1:14.362	179.4	1:10:57.222								
25	1	2:58.453	49.607	53.584	1:15.262	179.4	1:13:55.675								
26	1	3:02.575	48.446	57.341	1:16.788	177.9	1:16:58.250								
27	1	2:56.574	47.852	53.909	1:14.813	178.8	1:19:54.824								
28	1	2:54.381	47.691	52.687	1:14.003	177.3	1:22:49.205								
29	1	2:57.272	47.115	53.371	1:16.786	180.3	1:25:46.477								
30	1	2:56.891	48.003	53.426	1:15.462	179.1	1:28:43.368								
31	1	2:56.113	47.912	52.928	1:15.273	180.0	1:31:39.481								
107		Porsche 911 2.0L				GTL									
		1. Dean DESANTIS													
		2. David HINTON													
1	1	3:09.296	56.207	56.347	1:16.742		3:09.296								
2	1	3:01.166	48.450	54.315	1:18.401	181.2	6:10.462								
3	1	3:07.499	50.184	54.192	1:23.123	179.4	9:17.961								
4	1	3:00.785	49.228	54.029	1:17.528	175.3	12:18.746								
5	1	3:02.232	49.436	54.653	1:18.143	177.9	15:20.978								
6	1	3:01.243	49.006	54.669	1:17.568	177.0	18:22.221								
7	1	3:00.729	48.616	54.027	1:18.086	177.3	21:22.950								
8	1	3:01.167	48.646	54.448	1:18.073	176.2	24:24.117								

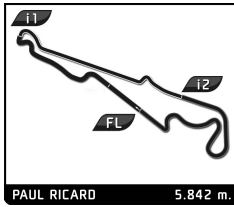


2.0L CUP DIX MILLE TOURS RACE

Sector Analysis

■ Personal Best
 ■ Session Best
 ■ Crossing the finish line in pit lane

Lap	D	Time	Sector 1	Sector 2	Sector 3	T. Spd	Elapsed	Lap	D	Time	Sector 1	Sector 2	Sector 3	T. Spd	Elapsed						
9	1	3:01.860	49.240	54.363	1:18.257	175.9	27:25.977	<div style="border: 1px solid black; padding: 5px;"> 116 Porsche 911 2.0L 1. Bonamy GRIMES GTL </div>													
10	1	3:00.413	48.919	54.107	1:17.387	175.9	30:26.390														
11	1	3:01.013	48.208	54.647	1:18.158	177.6	33:27.403														
12	1	3:10.505	48.051	54.240	1:28.214	178.2	36:37.908														
13	2	5:34.259	3:25.460	53.554	1:15.245	91.8	42:12.167														
14	2	2:56.475	48.134	53.548	1:14.793	180.9	45:08.642														
15	2	2:56.651	48.300	52.939	1:15.412	182.4	48:05.293														
16	2	2:55.721	47.115	52.910	1:15.696	182.4	51:01.014														
17	2	2:57.457	47.590	54.793	1:15.074	180.6	53:58.471														
18	2	2:53.646	47.183	52.170	1:14.293	182.7	56:52.117														
19	2	2:54.789	47.982	52.214	1:14.593	183.1	59:46.906														
20	2	2:53.992	47.283	52.482	1:14.227	183.1	1:02:40.898														
21	2	2:52.142	46.607	51.934	1:13.601	182.7	1:05:33.040														
22	2	2:53.222	46.850	52.106	1:14.266	183.4	1:08:26.262														
23	2	2:52.623	46.488	52.354	1:13.781	182.1	1:11:18.885														
24	2	2:51.860	46.112	52.226	1:13.522	184.0	1:14:10.745														
25	2	2:53.059	46.224	53.269	1:13.566	183.1	1:17:03.804														
26	2	3:01.017	46.530	52.078	1:22.409	183.7	1:20:04.821														
27	2	2:51.919	46.376	51.750	1:13.793	180.9	1:22:56.740														
28	2	2:52.940	46.598	51.925	1:14.417	184.6	1:25:49.680														
29	2	2:51.466	46.115	52.280	1:13.071	184.9	1:28:41.146														
30	2	2:50.621	45.959	51.861	1:12.801	184.3	1:31:31.767														
<div style="border: 1px solid black; padding: 5px;"> 113 Porsche 911 2.0L 1. Christophe FLORIN GTL </div>															<div style="border: 1px solid black; padding: 5px;"> 164 Porsche 911 2.0L 1. Frédéric ERVITI 2. Gilles CASSOU GTL </div>						
1	1	3:07.291	56.770	54.970	1:15.551		3:07.291														
2	1	2:56.022	47.980	53.956	1:14.086	179.1	6:03.313														
3	1	2:54.364	47.434	52.914	1:14.016	179.7	8:57.677														
4	1	2:53.154	47.261	52.607	1:13.286	181.2	11:50.831														
5	1	2:53.615	47.197	52.966	1:13.452	181.2	14:44.446														
6	1	2:53.855	47.246	52.609	1:14.000	179.1	17:38.301														
7	1	2:54.856	47.885	52.777	1:14.194	179.4	20:33.157														
8	1	2:53.861	47.633	52.633	1:13.595	175.6	23:27.018														
9	1	2:52.942	47.404	52.568	1:12.970	180.9	26:19.960														
10	1	2:54.207	47.722	52.025	1:14.460	178.5	29:14.167														
11	1	2:53.237	46.765	52.325	1:14.147	180.9	32:07.404														
12	1	3:26.795	1:12.916	59.305	1:14.574	180.0	35:34.199														
13	1	2:53.829	47.447	52.505	1:13.877	177.9	38:28.028														
14	1	2:58.281	47.471	52.766	1:18.044	178.5	41:26.309														
15	1	5:15.392	3:08.525	53.422	1:13.445	100.9	46:41.701														
16	1	2:53.797	47.426	52.361	1:14.010	177.9	49:35.498														
17	1	3:15.504	47.474	52.863	1:35.167	178.2	52:51.002														
18	1	2:56.225	49.099	53.257	1:13.869	168.5	55:47.227														
19	1	2:54.061	47.324	52.800	1:13.937	180.6	58:41.288														
20	1	2:54.878	49.171	52.208	1:13.499	180.6	1:01:36.166														
21	1	2:53.197	47.485	52.332	1:13.380	178.5	1:04:29.363														
22	1	2:53.091	47.353	52.286	1:13.452	176.2	1:07:22.454														
23	1	2:54.269	48.372	52.333	1:13.564	176.2	1:10:16.723														
24	1	2:54.593	48.106	53.105	1:13.382	177.6	1:13:11.316														
25	1	2:55.146	47.324	53.244	1:14.578	179.7	1:16:06.462														
26	1	2:55.208	48.079	52.666	1:14.463	177.9	1:19:01.670														
27	1	2:54.972	48.083	52.948	1:13.941	177.9	1:21:56.642														
28	1	2:53.561	47.654	52.256	1:13.651	180.0	1:24:50.203														
29	1	2:55.897	47.457	53.551	1:14.889	179.1	1:27:46.100														
30	1	2:55.756	48.083	53.301	1:14.372	177.6	1:30:41.856														
31	1	2:55.413	47.642	53.221	1:14.550	177.9	1:33:37.269														
1	1	3:07.057	53.817	52.865	1:20.375		3:07.057														
2	1	2:54.929	48.983	52.529	1:13.417	170.6	6:01.986														
3	1	2:52.422	46.774	52.242	1:13.406	184.0	8:54.408														
4	1	2:53.001	47.131	52.182	1:13.688	182.4	11:47.409														
5	1	2:53.385	47.050	52.748	1:13.587	179.1	14:40.794														
6	1	2:53.686	47.000	52.659	1:14.027	180.3	17:34.480														
7	1	2:54.220	47.568	52.620	1:14.032	180.9	20:28.700														
8	1	2:53.571	46.916	52.411	1:14.244	179.1	23:22.271														
9	1	2:55.388	48.203	53.347	1:13.838	176.5	26:17.659														
10	1	2:53.523	47.211	52.603	1:13.709	176.2	29:11.182														
11	1	2:53.831	47.266	52.375	1:14.190	178.8	32:05.013														
12	1	2:53.930	47.326	52.693	1:13.911	177.0	34:58.943														
13	1	2:59.749	47.118	52.734	1:19.897	172.5	37:58.692														
14	2	5:04.635	3:00.654	51.580	1:12.401	97.7	43:03.327														
15	2	2:49.369	45.931	51.410	1:12.028	183.4	45:52.696														
16	2	2:49.142	45.545	51.256	1:12.341	182.7	48:41.838														
17	2	2:50.673	46.381	51.598	1:12.694	183.4	51:32.511														
18	2	2:50.421	46.166	51.279	1:12.976	183.1	54:22.932														
19	2	2:49.326	46.014	51.412	1:11.900	182.1	57:12.258														
20	2	2:57.962	45.536	51.714	1:20.712	182.7	1:00:10.220														



2.0L CUP DIX MILLE TOURS RACE

Sector Analysis

							■ Personal Best ■ Session Best ■ Crossing the finish line in pit lane								
Lap	D	Time	Sector 1	Sector 2	Sector 3	T. Spd	Elapsed	Lap	D	Time	Sector 1	Sector 2	Sector 3	T. Spd	Elapsed
8	1	2:47.946	45.458	51.091	1:11.397	185.2	22:27.922	31	1	2:53.166	46.561	52.674	1:13.931	181.2	1:32:59.912
9	1	2:48.598	45.701	51.402	1:11.495	184.3	25:16.520								
10	1	2:48.186	45.476	51.365	1:11.345	185.2	28:04.706								
11	1	2:48.232	45.860	51.316	1:11.056	185.6	30:52.938								
12	1	2:48.311	45.401	50.795	1:12.115	186.2	33:41.249								
13	1	2:50.527	47.517	51.552	1:11.458	185.9	36:31.776								
14	1	2:47.902	45.734	51.012	1:11.156	184.6	39:19.678								
15	1	2:53.624 B	45.468	50.985	1:17.171	186.5	42:13.302								
16	1	5:05.230	3:00.971	51.032	1:13.227	99.0	47:18.532								
17	1	2:48.511	46.264	50.836	1:11.411	181.5	50:07.043								
18	1	2:48.975	46.233	51.511	1:11.231	185.2	52:56.018								
19	1	2:48.977	46.335	50.956	1:11.686	184.9	55:44.995								
20	1	2:47.689	45.715	50.994	1:10.980	184.3	58:32.684								
21	1	2:49.003	45.686	51.719	1:11.598	184.9	1:01:21.687								
22	1	2:48.314	45.670	51.068	1:11.576	183.4	1:04:10.001								
23	1	2:48.673	45.808	51.009	1:11.856	184.9	1:06:58.674								
24	1	2:49.703	46.466	51.522	1:11.715	184.9	1:09:48.377								
25	1	2:48.520	45.490	51.377	1:11.653	184.0	1:12:36.897								
26	1	2:49.322	45.537	51.451	1:12.334	183.7	1:15:26.219								
27	1	2:49.537	46.226	51.445	1:11.866	181.5	1:18:15.756								
28	1	2:48.319	45.953	51.052	1:11.314	181.5	1:21:04.075								
29	1	2:48.387	45.881	50.710	1:11.796	183.7	1:23:52.462								
30	1	2:49.127	46.390	51.098	1:11.639	184.3	1:26:41.589								
31	1	2:50.089	46.292	51.705	1:12.092	183.7	1:29:31.678								
32	1	2:48.572	46.211	50.814	1:11.547	185.2	1:32:20.250								

919
Porsche 911 2.0L
1.Frank STRICKER
GTL

1	1	3:04.370	54.927	54.742	1:14.701		3:04.370
2	1	2:55.605	46.805	53.487	1:15.313	179.7	5:59.975
3	1	2:55.351	47.165	53.041	1:15.145	179.7	8:55.326
4	1	2:53.795	46.976	52.575	1:14.244	180.6	11:49.121
5	1	2:54.466	46.737	53.196	1:14.533	181.5	14:43.587
6	1	2:53.679	46.522	52.920	1:14.237	181.8	17:37.266
7	1	2:53.548	46.974	52.383	1:14.191	180.6	20:30.814
8	1	2:54.134	46.914	52.494	1:14.726	181.5	23:24.948
9	1	2:54.580	46.772	53.154	1:14.654	180.9	26:19.528
10	1	2:54.160	46.850	52.710	1:14.600	181.8	29:13.688
11	1	2:54.637	46.568	52.667	1:15.402	180.6	32:08.325
12	1	2:56.255	47.766	53.145	1:15.344	181.5	35:04.580
13	1	2:54.076	46.809	52.445	1:14.822	180.6	37:58.656
14	1	2:55.386	46.870	52.869	1:15.647	180.3	40:54.042
15	1	2:59.293 B	47.359	52.394	1:19.540	176.8	43:53.335
16	1	5:19.198	3:09.919	53.327	1:15.952	109.2	49:12.533
17	1	2:56.522	47.245	53.372	1:15.905	178.2	52:09.055
18	1	2:57.587	47.093	54.567	1:15.927	179.4	55:06.642
19	1	2:55.413	46.801	53.573	1:15.039	180.0	58:02.055
20	1	2:54.723	47.059	52.802	1:14.862	180.0	1:00:56.778
21	1	2:56.607	47.102	54.490	1:15.015	180.9	1:03:53.385
22	1	2:54.862	46.843	53.211	1:14.808	179.1	1:06:48.247
23	1	2:54.477	46.645	53.065	1:14.767	179.7	1:09:42.724
24	1	2:54.799	46.506	52.966	1:15.327	180.0	1:12:37.523
25	1	2:55.079	46.666	53.242	1:15.171	181.8	1:15:32.602
26	1	2:54.489	46.496	53.411	1:14.582	181.5	1:18:27.091
27	1	2:57.510	47.050	53.773	1:16.687	180.0	1:21:24.601
28	1	2:53.296	46.771	52.117	1:14.408	182.4	1:24:17.897
29	1	2:55.179	46.142	52.857	1:16.180	182.7	1:27:13.076
30	1	2:53.670	46.453	52.750	1:14.467	181.8	1:30:06.746