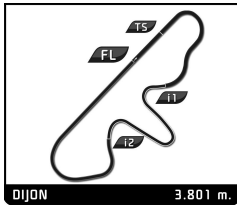


FORMULE JR. GRAND PRIX DE L'AGE D'OR QUALIFYING

Sector Analysis

							■ Personal Best ■ Session Best ■ Crossing the finish line in pit lane								
Lap	D	Time	Sector 1	Sector 2	Sector 3	T. Spd	Elapsed	Lap	D	Time	Sector 1	Sector 2	Sector 3	T. Spd	Elapsed
7	Alexis HF1 1959 1.Duncan RABAGLIATI						B2								
1	1	2:11.967	49.428	40.656	41.883	115.8	2:11.967	4	1	1:37.304	26.999	34.966	35.339	204.5	7:10.193
2	1	1:53.199	31.805	40.386	41.008	163.9	4:05.166	5	1	1:36.365	26.144	34.971	35.250	199.6	8:46.558
3	1	1:53.506	31.718	40.741	41.047	160.2	5:58.672	6	1	1:34.751	25.969	34.395	34.387	209.3	10:21.309
4	1	1:55.562	32.523	41.053	41.986	162.7	7:54.234	7	1	1:35.611	25.992	34.452	35.167	208.1	11:56.920
5	1	1:56.496	32.637	41.206	42.653	160.0	9:50.730	8	1	1:35.753	26.639	34.312	34.802	209.3	13:32.673
6	1	1:54.675	32.673	40.604	41.398	152.1	11:45.405	9	1	1:35.041	26.066	34.537	34.438	210.1	15:07.714
7	1	1:56.943	33.722	40.945	42.276	154.9	13:42.348	10	1	1:35.818	26.355	34.912	34.551	213.9	16:43.532
8	1	1:56.299	31.910	41.940	42.449	161.2	15:38.647	11	1	1:37.127	26.581	35.743	34.803	196.4	18:20.659
9	1	1:55.383	32.867	40.784	41.732	161.2	17:34.030	12	1	1:37.505	27.174	35.570	34.761	207.7	19:58.164
10	1	1:53.539	31.487	40.409	41.643	162.7	19:27.569	13	1	1:35.841	26.191	34.437	35.213	208.9	21:34.005
11	1	1:55.359	33.034	41.135	41.190	159.3	21:22.928	14	1	1:36.643	26.441	34.994	35.208	200.4	23:10.648
12	1	1:53.799	32.368	40.102	41.329	162.9	23:16.727	15	1	1:37.270	26.804	35.183	35.283	206.9	24:47.918
13	1	1:54.811	31.626	41.184	42.001	166.4	25:11.538	16	1	1:37.160	26.432	34.721	36.007	191.2	26:25.078
8	Lotus 22 1962 1.Mauro SCOTTI						E1								
1	1	3:03.683	1:42.211	42.492	38.980	97.6	3:03.683	1	1	2:41.495	1:19.458	41.473	40.564	111.1	2:41.495
2	1	1:51.649	32.482	40.187	38.980	159.8	4:55.332	2	1	1:45.901	29.991	38.179	37.731	148.6	4:27.396
3	1	1:46.241	30.950	37.561	37.730	133.8	6:41.573	3	1	1:44.965	29.336	37.592	38.037	160.7	6:12.361
4	1	1:43.428	28.883	36.807	37.738	177.9	8:25.001	4	1	1:45.149	29.352	38.051	37.746	154.1	7:57.510
5	1	1:41.031	28.261	36.255	36.515	190.8	10:06.032	5	1	1:45.870	29.658	38.057	38.155	161.7	9:43.380
6	1	1:39.727	27.831	35.781	36.115	196.0	11:45.759	6	1	1:44.304	29.601	37.208	37.495	165.6	11:27.684
7	1	1:41.949	28.574	36.443	36.932	184.3	13:27.708	7	1	1:44.436	29.997	37.285	37.154	150.8	13:12.120
8	1	1:41.628	28.911	35.891	36.826	204.5	15:09.336	8	1	1:45.376	29.002	37.756	38.618	162.7	14:57.496
9	1	1:40.351	28.698	35.612	36.041	203.0	16:49.687								A
10	1	1:39.209	27.690	35.780	35.739	199.6	18:28.896	1	1	3:02.525					3:02.525
11	1	1:40.114	28.001	35.965	36.148	199.6	20:09.010	2	1	1:58.247					5:00.772
12	1	1:40.138	27.566	36.065	36.507	202.6	21:49.148	3	1	1:54.864					6:55.636
13	1	1:39.846	27.843	35.505	36.498	199.3	23:28.994	4	1	1:55.086					8:50.722
14	1	1:40.322	27.930	35.801	36.591	196.7	25:09.316	5	1	1:55.897					10:46.619
10	Stanguellini FJ 1960 1.Michael GANS						A								
1	1	3:23.641	2:05.130	40.297	38.214	119.5	3:23.641	6	1	1:54.985					12:41.604
2	1	1:41.809	28.451	36.797	36.561	178.8	5:05.450	7	1	1:53.401					14:35.005
3	1	1:42.676	28.945	36.905	36.826	182.7	6:48.126	8	1	1:53.406					16:28.411
4	1	1:40.251	28.476	36.190	35.585	176.5	8:28.377	9	1	1:53.549					18:21.960
5	1	1:38.501	27.304	35.848	35.349	193.9	10:06.878	10	1	1:53.993					20:15.953
6	1	1:38.748	27.565	35.909	35.274	184.9	11:45.626	11	1	1:54.592					22:10.545
7	1	1:40.108	27.787	36.902	35.419	195.3	13:25.734								
8	1	1:38.006	27.321	35.919	34.766	190.5	15:03.740								
9	1	1:38.798	28.016	35.654	35.128	201.5	16:42.538								
10	1	1:39.078	27.047	36.755	35.276	196.7	18:21.616								
11	1	1:38.878	27.687	35.934	35.257	188.5	20:00.494								
12	1	1:37.736	27.228	35.477	35.031	191.2	21:38.230								
13	1	1:37.840	26.987	35.666	35.187	200.7	23:16.070								
14	1	1:37.951	27.126	35.758	35.067	191.2	24:54.021								
15	1	1:38.783	27.864	35.792	35.127	197.4	26:32.804								
22	U2 Mk2 1960 1.Richard BISHOP-MILLER						B2								
1	1	2:19.730	59.148	41.314	39.268	92.9	2:19.730	1	1	1:42.924	28.290	36.971	37.663	169.3	25:26.836
2	1	1:48.256	29.068	41.041	38.147	167.7	4:07.986								
3	1	1:46.499	29.936	38.375	38.188	158.6	5:54.485								
4	1	1:47.034	30.065	38.629	38.340	157.9	7:41.519								
5	1	1:48.060	31.072	37.949	39.039	159.5	9:29.579								
6	1	1:49.525	30.642	39.536	39.347	180.0	11:19.104								
7	1	1:45.300	29.345	37.443	38.512	165.4	13:04.404								
8	1	1:44.992	29.169	37.694	38.129	176.8	14:49.396								
9	1	1:47.719	29.369	38.500	39.850	157.4	16:37.115								
10	1	1:47.234	29.520	37.758	39.956	159.3	18:24.349								
11	1	1:47.704	29.305	38.662	39.737	170.9	20:12.053								
12	1	1:48.907	30.200	38.700	40.007	150.4	22:00.960								
13	1	1:42.952	28.309	37.099	37.544	180.6	23:43.912								

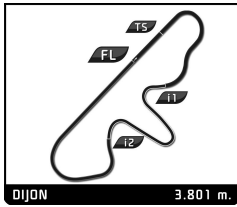


FORMULE JR. GRAND PRIX DE L'AGE D'OR QUALIFYING

Sector Analysis

■ Personal Best
 ■ Session Best
 ■ Crossing the finish line in pit lane

Lap	D	Time	Sector 1	Sector 2	Sector 3	T. Spd	Elapsed	Lap	D	Time	Sector 1	Sector 2	Sector 3	T. Spd	Elapsed		
32		ELVA 200 1960 1. Gilbert LENOIR						C2	4	1	1:56.740	33.123	41.265	42.352	158.1	8:48.463	
		1	1	2:42.988	1:15.798	44.712	42.478	103.0	2:42.988	5	1	1:53.730	31.813	40.575	41.342	150.4	10:42.193
		2	1	2:04.029	37.225	43.930	42.874	142.7	4:47.017	6	1	1:52.566	31.326	40.020	41.220	163.4	12:34.759
		3	1	2:02.482	35.413	44.363	42.706	159.5	6:49.499	7	1	1:54.869	31.323	40.934	42.612	160.7	14:29.628
		4	1	2:03.304	35.981	43.450	43.873	151.5	8:52.803	8	1	1:54.633	32.018	40.731	41.884	160.7	16:24.261
		5	1	2:00.186	35.420	42.458	42.308	156.7	10:52.989	9	1	1:53.797	32.548	40.398	40.851	161.2	18:18.058
		6	1	2:03.268	36.065	44.147	43.056	147.3	12:56.257	10	1	1:53.247	31.689	40.437	41.121	166.9	20:11.305
		7	1	2:00.230	34.539	43.508	42.183	168.5	14:56.487								
		8	1	2:03.602	36.366	44.239	42.997	166.7	17:00.089								
		9	1	2:02.006	35.425	44.490	42.091	162.9	19:02.095								
		10	1	2:01.755	35.091	44.221	42.443	149.0	21:03.850								
		11	1	1:59.689	34.373	43.014	42.302	169.5	23:03.539								
33		Cooper T56 1961 1. Stuart TIZZARD						C2									
		1	1	3:31.380	2:09.955	40.453	40.972	120.7	3:31.380								
		2	1	1:48.786	30.579	39.230	38.977	177.6	5:20.166								
		3	1	1:48.125	30.705	37.711	39.709	174.8	7:08.291								
		4	1	1:49.190	31.912	37.866	39.412	145.6	8:57.481								
		5	1	1:49.923	30.072	38.261	41.590	163.6	10:47.404								
36		Lotus 27 1963 1. Danny BAKER						E1									
		1	1	2:21.957	1:09.698	36.641	35.618	102.8	2:21.957								
		2	1	1:39.148	28.025	35.668	35.455	185.6	4:01.105								
		3	1	1:37.735	27.537	34.952	35.246	185.6	5:38.840								
		4	1	1:39.583	27.476	36.384	35.723	192.5	7:18.423								
		5	1	1:37.799	27.971	34.947	34.881	183.7	8:56.222								
		6	1	1:39.517	28.698	35.690	35.129	192.9	10:35.739								
		7	1	1:41.061	29.274	36.591	35.196	182.4	12:16.800								
		8	1	1:36.667	27.760	34.343	34.564	194.9	13:53.467								
		9	1	1:36.553	27.258	34.551	34.744	202.2	15:30.020								
		10	1	1:36.463	26.892	34.587	34.984	199.3	17:06.483								
		11	1	1:36.582	27.365	34.535	34.682	198.2	18:43.065								
		12	1	1:35.010	26.733	33.924	34.353	201.1	20:18.075								
		13	1	1:37.042	27.737	34.822	34.483	204.5	21:55.117								
		14	1	1:34.915	26.626	33.774	34.515	205.3	23:30.032								
		15	1	1:36.513	27.104	34.650	34.759	202.6	25:06.545								
39		Monopole 1959 1. Jean Luc RENARD						B1									
		1	1	3:00.619					3:00.619								
		2	1	2:15.442					5:16.061								
		3	1	2:17.999					7:34.060								
		4	1	2:17.204					9:51.264								
		5	1	2:18.539					12:09.803								
		6	1	2:15.923					14:25.726								
		7	1	2:17.037					16:42.763								
		8	1	2:17.686					19:00.449								
46		Wainer Fiat FJ 1960 1. Carlo Maria DEL CONTE						C2									
		1	1	2:57.896	1:27.980	45.197	44.719	98.1	2:57.896								
		2	1	1:56.996	33.229	41.664	42.103	135.2	4:54.892								
		3	1	1:56.831	34.165	41.059	41.607	142.3	6:51.723								
47		Lotus 18 1959 1. Clinton MCCARTHY						C2									
		1	1	3:28.587	2:07.454	38.950	42.183	118.4	3:28.587								
		2	1	1:47.959	30.468	38.626	38.865	172.5	5:16.546								
		3	1	1:46.536	29.577	37.508	39.451	166.4	7:03.082								
		4	1	1:46.890	30.434	37.712	38.744	160.5	8:49.972								
		5	1	1:46.390	30.551	37.546	38.293	167.4	10:36.362								
		6	1	1:43.804	29.402	37.106	37.296	180.0	12:20.166								
		7	1	1:44.274	29.092	36.918	38.264	184.9	14:04.440								
		8	1	1:44.948	29.487	37.229	38.232	183.1	15:49.388								
		9	1	1:43.661	28.731	36.974	37.956	194.2	17:33.049								
		10	1	1:43.704	28.918	36.842	37.944	198.2	19:16.753								
		11	1	1:45.725	29.484	37.533	38.708	170.3	21:02.478								
		12	1	1:44.365	29.651	36.595	38.119	191.2	22:46.843								
50		Lotus 27 1963 1. Philipp BUHOFER						E1									
		1	1	1:59.906	47.389	36.278	36.239	115.5	1:59.906								
		2	1	1:33.319	26.132	33.531	33.656	205.3	3:33.225								
		3	1	1:36.609	27.817	34.221	34.571	203.8	5:09.834								
		4	1	1:37.396	26.160	35.408	35.828	210.5	6:47.230								
		5	1	1:33.763	26.027	33.955	33.781	195.7	8:20.993								
		6	1	2:16.953	26.142	33.675	1:17.136	200.4	10:37.946								
		7	1	1:39.948	31.860	34.177	33.911	139.2	12:17.894								
		8	1	1:36.217	27.831	34.162	34.224	206.9	13:54.111								
		9	1	1:33.319	25.632	33.932	33.755	209.7	15:27.430								
		10	1	1:32.996	25.467	33.417	34.112	212.6	17:00.426								
		11	1	1:33.988	25.439	34.228	34.321	208.5	18:34.414								
		12	1	1:33.472	25.347	33.414	34.711	210.1	20:07.886								
		13	1	1:34.204	25.412	35.053	33.739	209.3	21:42.090								
		14	1	1:33.899	25.453	33.638	34.808	210.9	23:15.989								
		15	1	1:34.235	25.373	33.969	34.893	212.6	24:50.224								
54		Lynx MK3 1962 1. James HAGAN						E2									
		1	1	3:20.418	1:55.149	42.760	42.509	103.8	3:20.418								
		2	1	1:46.427	30.255	39.169	37.003	174.2	5:06.845								
		3	1	1:41.300	28.432	37.217	35.651	190.5	6:48.145								
		4	1	1:39.124	27.845	35.044	36.235	177.3	8:27.269								
		5	1	1:38.106	27.370	35.472	35.264	173.4	10:05.375								

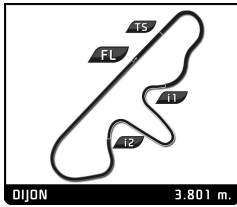


FORMULE JR. GRAND PRIX DE L'AGE D'OR QUALIFYING

Sector Analysis

■ Personal Best
 ■ Session Best
 ■ Crossing the finish line in pit lane

Lap	D	Time	Sector 1	Sector 2	Sector 3	T. Spd	Elapsed	Lap	D	Time	Sector 1	Sector 2	Sector 3	T. Spd	Elapsed
58		Wainer FJ 1963					E1	1	1	2:24.695	1:16.114	34.602	33.979	119.2	2:24.695
		1. Richard SMEETON						2	1	1:34.883	26.107	34.467	34.309	200.7	3:59.578
		1	2:10.828	59.616	35.747	35.465	101.9	2:10.828							
		2	1:35.761	27.081	34.114	34.566	181.5	3:46.589							
		3	1:37.629	27.545	34.799	35.285	191.2	5:24.218							
		4	1:36.251	27.639	34.266	34.346	192.9	7:00.469							
		5	1:38.590	27.274	37.003	34.313	189.8	8:39.059							
		6	1:35.316	26.451	34.542	34.323	204.5	10:14.375							
		7	1:35.737	27.188	34.494	34.055	174.2	11:50.112							
		8	1:36.550	27.334	34.373	34.843	198.9	13:26.662							
		9	1:35.210	26.689	34.643	33.878	192.2	15:01.872							
		10	1:35.456	26.440	34.378	34.638	202.6	16:37.328							
		11	1:37.062	26.668	34.968	35.426	196.7	18:14.390							
		12	1:34.408	26.185	34.136	34.087	206.5	19:48.798							
		13	1:34.291	26.151	33.754	34.386	213.9	21:23.089							
		14	1:35.508	25.782	34.148	35.578	207.3	22:58.597							
		15	1:35.193	27.201	33.800	34.192	209.3	24:33.790							
		16	1:34.625	26.314	33.997	34.314	194.2	26:08.415							
61		Lotus 22 1961					E1	1	1	2:59.620	1:42.621	39.411	37.588	110.7	2:59.620
		1. Andrew BEAUMONT						2	1	1:39.327	27.947	36.249	35.131	191.2	4:38.947
		1	2:15.092	1:00.625	38.035	36.432	98.1	2:15.092							
		2	1:41.065	29.156	36.813	35.096	184.9	3:56.157							
		3	1:41.954	29.180	37.976	34.798	173.6	5:38.111							
		4	1:40.200	27.717	36.587	35.896	198.5	7:18.311							
		5	1:37.648	27.737	35.028	34.883	187.8	8:55.959							
		6	1:39.709	28.315	36.213	35.181	198.2	10:35.668							
		7	1:41.064	29.074	36.658	35.332	186.9	12:16.732							
		8	1:37.263	27.549	35.521	34.193	197.1	13:53.995							
		9	1:36.817	27.292	34.834	34.691	192.9	15:30.812							
		10	1:35.986	26.960	34.793	34.233	191.2	17:06.798							
		11	2:57.331 B	28.293	34.859	1:54.179	185.6	20:04.129							
		12	1:54.373	42.288	36.203	35.882	120.3	21:58.502							
		13	1:36.369	26.858	34.817	34.694	193.2	23:34.871							
		14	1:35.574	26.666	34.599	34.309	200.7	25:10.445							
63		Lotus 20 1961					D2	1	1	2:18.007	1:04.939	37.527	35.541	120.4	2:18.007
		1. Stephan JOEBSTL						2	1	1:36.852	27.291	35.126	34.435	177.3	3:54.859
		1	2:01.540	45.732	37.674	38.134	120.5	2:01.540							
		2	1:48.002	27.544	44.459	35.999	175.0	3:49.542							
		3	1:39.081	27.471	35.758	35.852	192.5	5:28.623							
		4	1:41.829	28.722	36.789	36.318	171.7	7:10.452							
		5	1:41.262	28.933	36.283	36.046	163.9	8:51.714							
		6	1:43.723	29.655	36.966	37.102	174.5	10:35.437							
		7	1:41.471	28.948	36.476	36.047	186.2	12:16.908							
		8	1:40.741	28.754	35.877	36.110	179.4	13:57.649							
		9	1:41.717	28.309	35.585	37.823	187.5	15:39.366							
		10	1:42.861	29.513	37.422	35.926	164.4	17:22.227							
		11	1:40.202	27.916	36.191	36.095	187.2	19:02.429							
		12	1:43.113	31.167	36.033	35.913	144.2	20:45.542							
		13	1:39.459	27.809	35.867	35.783	187.2	22:25.001							
		14	1:41.509	28.087	36.105	37.317	182.7	24:06.510							
		15	1:39.479	27.872	35.690	35.917	186.9	25:45.989							
68		Lotus 22 1962					E1	1	1	2:24.695	1:16.114	34.602	33.979	119.2	2:24.695
		1. Horatio FITZ-SIMON						2	1	1:34.883	26.107	34.467	34.309	200.7	3:59.578
		1	2:15.092	1:00.625	38.035	36.432	98.1	2:15.092							
		2	1:41.065	29.156	36.813	35.096	184.9	3:56.157							
		3	1:41.954	29.180	37.976	34.798	173.6	5:38.111							
		4	1:40.200	27.717	36.587	35.896	198.5	7:18.311							
		5	1:37.648	27.737	35.028	34.883	187.8	8:55.959							
		6	1:39.709	28.315	36.213	35.181	198.2	10:35.668							
		7	1:41.064	29.074	36.658	35.332	186.9	12:16.732							
		8	1:37.263	27.549	35.521	34.193	197.1	13:53.995							
		9	1:36.817	27.292	34.834	34.691	192.9	15:30.812							
		10	1:35.986	26.960	34.793	34.233	191.2	17:06.798							
		11	2:57.331 B	28.293	34.859	1:54.179	185.6	20:04.129							
		12	1:54.373	42.288	36.203	35.882	120.3	21:58.502							
		13	1:36.369	26.858	34.817	34.694	193.2	23:34.871							
		14	1:35.574	26.666	34.599	34.309	200.7	25:10.445							
70		Lotus 22 FJ 1962					E1	1	1	2:24.695	1:16.114	34.602	33.979	119.2	2:24.695
		1. Christian TRABER						2	1	1:34.883	26.107	34.467	34.309	200.7	3:59.578
		1	2:15.092	1:00.625	38.035	36.432	98.1	2:15.092							
		2	1:41.065	29.156	36.813	35.096	184.9	3:56.157							
		3	1:41.954	29.180	37.976	34.798	173.6	5:38.111							
		4	1:40.200	27.717	36.587	35.896	198.5	7:18.311							
		5	1:37.648	27.737	35.028	34.883	187.8	8:55.959							
		6	1:39.709	28.315	36.213	35.181	198.2	10:35.668							
		7	1:41.064	29.074	36.658	35.332	186.9	12:16.732							
		8	1:37.263	27.549	35.521	34.193	197.1	13:53.995							
		9	1:36.817	27.292	34.834	34.691	192.9	15:30.812							
		10	1:35.986	26.960	34.793	34.233	191.2	17:06.798							
		11	2:57.331 B	28.293	34.859	1:54.179	185.6	20:04.129							
		12	1:54.373	42.288	36.203	35.882	120.3	21:58.502							
		13	1:36.369	26.858	34.817	34.694	193.2	23:34.871							
		14	1:35.574	26.666	34.599	34.309	200.7	25:10.445							
72		Wren FJ 1963					D2	1	1	2:18.007	1:04.939	37.527	35.541	120.4	2:18.007
		1. Martin BULLOCK						2	1	1:36.852	27.291	35.126	34.435	177.3	3:54.859
		1	2:01.540	45.732	37.674	38.134	120.5	2:01.540							
		2	1:48.002	27.544	44.459	35.999	175.0	3:49.542							
		3	1:39.081	27.471	35.758	35.852	192.5	5:28.623							
		4	1:41.829	28.722	36.789	36.318	171.7	7:10.452							
		5	1:41.262	28.933	36.283	36.046	163.9	8:51.714							
		6	1:43.723	29.655	36.966	37.102	174.5	10:35.437							
		7	1:41.471	28.948	36.476	36.047	186.2	12:16.908							
		8	1:40.741	28.754	35.877	36.110	179.4	13:57.649							
		9	1:41.717	28.309	35.585	37.823	187.5	15:39.366							
		10	1:42.861	29.513	37.422	35.926	164.4	17:22.227							
		11	1:40.202	27.916	36.191	36.095	187.2	19:02.429							
		12	1:43.113	31.167	36.033	35.913	144.2	20:45.542							
		13	1:39.459	27.809	35.867	35.783	187.2	22:25.001							
	</														



FORMULE JR. GRAND PRIX DE L'AGE D'OR QUALIFYING

Sector Analysis

■ Personal Best
 ■ Session Best
 ■ Crossing the finish line in pit lane

Lap	D	Time	Sector 1	Sector 2	Sector 3	T. Spd	Elapsed
5	1	1:46.270	28.789	38.492	38.989	197.8	9:12.051
6	1	1:45.087	32.643	36.829	35.615	184.6	10:57.138
7	1	1:44.849	31.404	36.412	37.033	173.4	12:41.987
8	1	1:44.622	29.167	37.698	37.757	179.1	14:26.609
9	1	1:42.359	28.820	36.548	36.991	194.6	16:08.968
10	1	1:41.168	29.279	35.892	35.997	189.1	17:50.136
11	1	1:42.501	28.523	37.445	36.533	201.5	19:32.637
12	1	1:44.735	30.031	37.721	36.983	198.9	21:17.372
13	1	1:45.753	29.530	38.919	37.304	189.1	23:03.125
14	1	1:44.898	29.173	37.617	38.108	201.1	24:48.023

77		Brabham BT6 1963		1. Lukas BUHOFER		E1	
1	1	2:01.384	49.708	36.386	35.290	116.3	2:01.384
2	1	1:35.635	26.584	34.576	34.475	199.3	3:37.019
3	1	1:39.735	26.679	37.642	35.414	200.4	5:16.754
4	1	1:36.220	26.603	34.113	35.504	195.7	6:52.974
5	1	1:37.025	28.512	34.390	34.123	171.2	8:29.999
6	1	1:41.511	27.818	37.789	35.904	206.5	10:11.510
7	1	1:34.210	26.239	33.941	34.030	206.1	11:45.720
8	1	1:34.734	26.556	33.965	34.213	209.7	13:20.454
9	1	1:34.158	26.050	33.833	34.275	205.7	14:54.612
10	1	1:34.126	26.059	33.885	34.182	204.2	16:28.738
11	1	1:36.306	27.395	34.620	34.291	206.5	18:05.044
12	1	4:30.651 B	26.246	35.896	3:28.509	200.7	22:35.695
13	1	1:49.277	31.886	36.077	41.314	141.0	24:24.972
14	1	1:44.996	27.930	35.635	41.431	169.0	26:09.968

80		Lotus 22 1963		1. Serge KRINKOFF		E1	
1	1	2:58.381	1:39.661	40.211	38.509	97.7	2:58.381
2	1	1:41.171	28.674	37.136	35.361	166.7	4:39.552
3	1	1:35.913	26.622	34.497	34.794	197.8	6:15.465
4	1	1:35.947	27.022	34.170	34.755	194.2	7:51.412
5	1	1:35.481	26.671	34.150	34.660	195.7	9:26.893
6	1	1:35.051	26.991	33.844	34.216	201.1	11:01.944
7	1	1:35.901	26.669	34.115	35.117	205.7	12:37.845
8	1	1:35.691	26.530	34.196	34.965	202.6	14:13.536
9	1	1:35.210	26.440	33.690	35.080	201.9	15:48.746
10	1	1:35.068	26.582	33.653	34.833	203.0	17:23.814
11	1	3:16.091 B	26.678	41.819	2:07.594	200.7	20:39.905
12	1	1:44.944	35.370	34.400	35.174	112.7	22:24.849
13	1	1:37.092	26.347	34.377	36.368	204.5	24:01.941
14	1	1:34.638	26.529	33.767	34.342	200.0	25:36.579

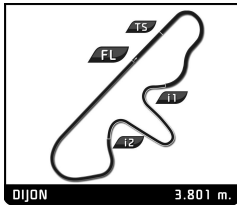
85		Gemini Mk3A 1961		1. John CHISHOLM		D2	
1	1	2:43.201	1:28.556	38.303	36.342	109.9	2:43.201
2	1	1:39.361	28.813	35.402	35.146	165.1	4:22.562
3	1	1:40.401	28.314	36.298	35.789	177.0	6:02.963
4	1	1:39.221	28.496	35.130	35.595	166.2	7:42.184
5	1	1:39.921	28.793	35.584	35.544	175.6	9:22.105
6	1	1:39.751	29.512	34.974	35.265	191.2	11:01.856
7	1	1:40.127	28.750	35.903	35.474	180.6	12:41.983
8	1	1:40.840	28.585	36.499	35.756	190.8	14:22.823
9	1	1:38.821	27.930	35.284	35.607	170.6	16:01.644
10	1	1:37.952	27.227	35.109	35.616	180.3	17:39.596

Lap	D	Time	Sector 1	Sector 2	Sector 3	T. Spd	Elapsed
11	1	1:36.894	27.270	34.774	34.850	189.8	19:16.490
12	1	1:38.712	27.395	35.723	35.594	187.5	20:55.202
13	1	1:39.007	27.866	35.599	35.542	178.8	22:34.209

87		Lynx T3 1962		1. Pierre GUICHARD		D2	
1	1	3:06.507	1:45.437	40.274	40.796	102.6	3:06.507
2	1	1:45.528	30.410	37.767	37.351	164.4	4:52.035
3	1	1:39.847	28.960	35.288	35.599	167.4	6:31.882
4	1	1:35.993	26.519	34.661	34.813	182.7	8:07.875
5	1	1:36.012	27.003	34.323	34.686	179.4	9:43.887
6	1	1:35.039	26.185	34.323	34.531	186.5	11:18.926
7	1	1:35.359	26.755	34.016	34.588	184.3	12:54.285
8	1	1:36.177	26.702	34.774	34.701	184.6	14:30.462
9	1	1:36.863	27.550	34.347	34.966	192.5	16:07.325
10	1	1:37.990	27.880	34.645	35.465	180.9	17:45.315
11	1	1:39.090	26.817	34.753	37.520	193.9	19:24.405
12	1	1:40.033	27.724	35.659	36.650	178.2	21:04.438
13	1	1:38.995	27.111	35.838	36.046	204.2	22:43.433
14	1	1:38.961	27.088	34.643	37.230	182.4	24:22.394
15	1	1:38.524	27.546	34.532	36.446	179.7	26:00.918

88		Lotus 20 1961		1. Marco Ernesto COPPINI		D2	
1	1	2:20.443	1:02.414	39.592	38.437	110.3	2:20.443
2	1	1:44.999	28.751	39.870	36.378	178.5	4:05.442
3	1	1:40.889	28.493	36.518	35.878	171.2	5:46.331
4	1	1:40.504	28.037	35.914	36.553	177.3	7:26.835
5	1	1:44.359	28.126	38.251	37.982	201.5	9:11.194
6	1	1:40.157	28.246	35.848	36.063	188.8	10:51.351
7	1	1:40.542	27.973	35.999	36.570	198.2	12:31.893
8	1	1:39.920	27.557	36.388	35.975	198.9	14:11.813
9	1	1:38.875	27.567	35.686	35.622	200.0	15:50.688
10	1	1:39.872	27.734	35.593	36.545	186.5	17:30.560
11	1	1:40.172	27.430	35.465	37.277	201.1	19:10.732
12	1	1:38.862	27.749	35.745	35.368	196.7	20:49.594
13	1	1:37.171	26.984	35.044	35.143	200.0	22:26.765
14	1	1:39.995	27.412	35.816	36.767	186.9	24:06.760
15	1	1:40.416	28.098	36.187	36.131	196.0	25:47.176

89		Branca FJ 1963		1. Bruno FERRARI		E1	
1	1	2:22.068	1:10.105	36.626	35.337	111.3	2:22.068
2	1	1:36.835	27.307	35.150	34.378	194.6	3:58.903
3	1	1:36.353	26.684	34.337	35.332	183.7	5:35.256
4	1	1:35.564	26.375	35.066	34.123	192.9	7:10.820
5	1	1:37.918	26.806	34.808	36.304	180.9	8:48.738
6	1	1:35.333	27.055	34.340	33.938	201.9	10:24.071
7	1	1:35.432	26.451	34.428	34.553	206.1	11:59.503
8	1	1:36.556	27.206	34.447	34.903	197.4	13:36.059
9	1	1:34.146	26.342	34.135	33.669	205.3	15:10.205
10	1	1:35.441	26.898	34.155	34.388	192.9	16:45.646
11	1	1:35.829	26.775	34.771	34.283	186.5	18:21.475
12	1	1:35.234	27.279	34.105	33.850	207.7	19:56.709
13	1	1:34.267	25.933	34.447	33.887	205.3	21:30.976
14	1	1:34.220	25.938	34.350	33.932	204.5	23:05.196
15	1	2:52.270 B	30.336	37.328	1:44.606	168.7	25:57.466

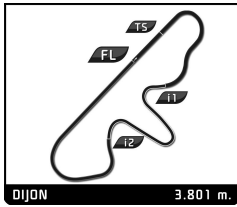


FORMULE JR.
GRAND PRIX DE L'AGE D'OR
QUALIFYING

Sector Analysis

Personal Best Session Best B Crossing the finish line in pit lane

Lap	D	Time	Sector 1	Sector 2	Sector 3	T. Spd	Elapsed	Lap	D	Time	Sector 1	Sector 2	Sector 3	T. Spd	Elapsed	
94	Lotus 20 1962 1. Hans HILLEBRINK							D2	6	1	1:45.559	29.770	37.648	38.141	184.0	11:57.931
	1	3:23.845	1:59.783	45.410	38.652	108.2	3:23.845	7	1	1:44.085	29.191	37.027	37.867	182.7	13:42.016	
	2	1:45.245	28.734	39.127	37.384	172.5	5:09.090	8	1	1:44.672	29.129	37.464	38.079	178.2	15:26.688	
	3	1:44.666	28.000	38.904	37.762	178.2	6:53.756	9	1	1:43.080	28.640	37.169	37.271	184.3	17:09.768	
	4	1:40.720	28.601	35.589	36.530	171.2	8:34.476	10	1	1:44.392	28.545	37.264	38.583	191.2	18:54.160	
	5	1:39.186	27.329	36.028	35.829	185.9	10:13.662	11	1	1:42.572	28.660	36.463	37.449	179.1	20:36.732	
	6	1:41.460	29.033	36.217	36.210	182.7	11:55.122	12	1	1:43.607	28.754	37.476	37.377	186.2	22:20.339	
	7	1:41.792	28.959	36.297	36.536	190.1	13:36.914	13	1	1:42.591	28.160	36.891	37.540	190.8	24:02.930	
	8	1:39.300	27.241	36.244	35.815	194.9	15:16.214	14	1	1:41.690	28.042	36.418	37.230	185.2	25:44.620	
	9	1:39.931	27.679	36.099	36.153	192.5	16:56.145									
	10	1:39.211	27.083	35.975	36.153	191.5	18:35.356									
	11	1:39.950	26.956	37.005	35.989	193.5	20:15.306									
	12	1:40.127	27.816	36.384	35.927	192.9	21:55.433									
	13	1:38.215	27.222	35.021	35.972	194.9	23:33.648									
	14	1:39.556	26.932	36.780	35.844	192.5	25:13.204									
96	Envoy FJ 1959 1. Christian LANGE							C2	1	1	3:28.634	1:58.826	46.214	43.594	106.1	3:28.634
	2	1:42.773	28.420	37.512	36.841	184.3	4:04.674	2	1	1:56.097	32.514	42.794	40.789	162.7	5:24.731	
	3	1:41.551	27.192	37.191	37.168	188.8	5:46.225	3	1	1:56.506	33.733	42.268	40.505	153.6	7:21.237	
	4	1:42.763	28.459	36.312	37.992	169.3	7:28.988	4	1	1:51.264	31.957	39.135	40.172	157.0	9:12.501	
	5	1:42.978	27.771	36.887	38.320	188.8	9:11.966	5	1	2:14.968	40.428	50.450	44.090	153.8	11:27.469	
	6	1:44.716	31.451	36.134	37.131	188.8	10:56.682	6	1	1:51.689	32.594	39.044	40.051	153.2	13:19.158	
	7	1:44.196	29.812	36.828	37.556	187.8	12:40.878									
	8	1:44.203	28.585	38.111	37.507	188.5	14:25.081									
	9	1:41.403	28.226	36.268	36.909	184.9	16:06.484									
	10	1:41.836	28.267	36.653	36.916	186.2	17:48.320									
	11	1:41.170	27.970	36.358	36.842	187.5	19:29.490									
	12	1:42.342	29.124	36.035	37.183	187.8	21:11.832									
	13	1:40.422	27.870	36.229	36.323	188.2	22:52.254									
	14	1:41.900	27.867	36.128	37.905	179.1	24:34.154									
	15	1:59.067	28.342	50.058	40.667	188.5	26:33.221									
97	Lotus 20 1961 1. Hans CIERS							D2	1	1	3:10.092	1:50.095	40.769	39.228	103.1	3:10.092
	2	1:55.039	33.340	39.943	41.756	141.9	5:27.979	2	1	1:50.043	30.778	39.533	39.732	163.1	5:00.135	
	3	1:54.859	32.344	42.691	39.824	145.9	7:22.838	3	1	1:48.732	29.921	39.227	39.584	179.7	6:48.867	
	4	1:51.475	31.082	40.641	39.752	154.3	9:14.313	4	1	1:46.239	30.042	38.355	37.842	169.5	8:35.106	
	5	1:48.128	32.905	37.028	38.195	163.6	11:02.441	5	1	1:47.079	30.000	38.793	38.286	180.0	10:22.185	
	6	1:45.857	30.096	38.308	37.453	160.0	12:48.298	6	1	1:46.759	30.437	38.131	38.191	184.3	12:08.944	
	7	1:43.278	28.773	36.976	37.529	182.1	14:31.576	7	1	1:45.192	29.589	37.810	37.793	181.8	13:54.136	
	8	1:47.044	31.466	37.720	37.858	166.4	16:18.620	8	1	1:44.724	29.283	37.100	38.341	187.2	15:38.860	
	9	1:41.325	28.515	35.667	37.143	181.2	17:59.945	9	1	1:45.839	29.031	39.164	37.644	179.1	17:24.699	
	10	1:42.833	28.571	37.048	37.214	180.9	19:42.778	10	1	1:46.035	29.878	37.728	38.429	169.8	19:10.734	
	11	1:42.083	28.314	36.036	37.733	179.7	21:24.861	11	1	1:46.438	30.027	38.381	38.030	171.2	20:57.172	
126	Brabham BT6 1963 1. Peter STRAUSS							E1	12	1	1:44.440	29.140	37.308	37.992	177.6	22:41.612
	1	3:07.457	1:47.234	40.042	40.181	105.2	3:07.457	13	1	1:45.282	30.189	37.354	37.739	168.5	24:26.894	
	2	1:47.871	31.773	38.759	37.339	149.4	4:55.328	14	1	2:07.820	53.304	37.063	37.453	115.1	2:07.820	
	3	1:46.743	30.542	37.574	38.627	137.1	6:42.071	15	1	1:38.650	28.365	34.713	35.572	191.8	3:46.470	
	4	1:45.945	29.823	37.835	38.287	158.6	8:28.016	16	1	1:37.392	27.300	34.985	35.107	202.6	5:23.862	
	5	1:44.356	29.515	36.696	38.145	168.2	10:12.372	17	1	1:36.439	27.316	34.376	34.747	206.1	7:00.301	
								18	1	1:37.476	26.940	35.247	35.289	212.2	8:37.777	
								19	1	1:36.065	26.552	34.859	34.654	214.3	10:13.842	
								20	1	1:35.932	27.112	34.404	34.416	212.6	11:49.774	
								21	1	1:36.012	26.570	34.575	34.867	210.9	13:25.786	
								22	1	1:34.972	26.219	34.323	34.430	215.6	15:00.758	
								23	1	1:36.229	26.996	34.450	34.783	215.6	16:36.987	
								24	1	1:37.059	26.554	35.049	35.456	213.4	18:14.046	
								25	1	1:34.646	26.187	34.135	34.324	212.2	19:48.692	
								26	1	1:35.010	26.827	34.215	33.968	213.4	21:23.702	
								27	1	1:35.076	26.112	34.322	34.642	213.4	22:58.778	
								28	1	1:34.725	26.423	33.978	34.324	217.7	24:33.503	
								29	1	1:34.588	26.117	34.043	34.428	213.4	26:08.091	
180	Lotus 20/22 1961 1. Lee MOWLE							E1	1	1	2:25.564	1:16.591	35.182	33.791	122.9	2:25.564
	1	3:32.940	2:06.586	41.966	44.388	97.9	3:32.940	1	1	2:25.564	1:16.591	35.182	33.791	122.9	2:25.564	
	2	1:55.039	33.340	39.943	41.756	141.9	5:27.979	2	1	1:38.650	28.365	34.713	35.572	191.8	3:46.470	
	3	1:54.859	32.344	42.691	39.824	145.9	7:22.838	3	1	1:37.392	27.300	34.985	35.107	202.6	5:23.862	
	4	1:51.475	31.082	40.641	39.752	154.3	9:14.313	4	1	1:36.439	27.316	34.376	34.747	206.1	7:00.301	
	5	1:48.128	32.905	37.028	38.195	163.6	11:02.441	5	1	1:37.476	26.940	35.247	35.289	212.2	8:37.777	
	6	1:45.857	30.096	38.308	37.453	160.0	12:48.298	6	1	1:36.065	26.552	34.859	34.654	214.3	10:13.842	
	7	1:43.278	28.773	36.976	37.529	182.1	14:31.576	7	1	1:35.932	27.112	34.404	34.416	212.6	11:49.774	
	8	1:47.044	31.466	37.720	37.858	166.4	16:18.620	8	1	1:36.012	26.570	34.575	34.867	210.9	13:25.786	
	9	1:41.325	28.515	35.667	37.143	181.2	17:59.945	9	1	1:34.972	26.219	34.323	34.430	215.6	15:00.758	
	10	1:42.833	28.571	37.048	37.214	180.9	19:42.778	10	1	1:36.229	26.996	34.450	34.783	215.6	16:36.987	
	11	1:42.083	28.314	36.036	37.733	179.7	21:24.861	11	1	1:37.059	26.554	35.049	35.456	213.4	18:14.046	
								12	1	1:34.646	26.187	34.135	34.324	212.2	19:48.692	
								13	1	1:35.010	26.827	34.215	33.968	213.4	21:23.702	
								14	1	1:35.076	26.112	34.322	34.642	213.4	22:58.778	
								15	1	1:34.725	26.423	33.978	34.324</			



FORMULE JR. GRAND PRIX DE L'AGE D'OR QUALIFYING

Sector Analysis

■ Personal Best ■ Session Best B Crossing the finish line in pit lane

Lap	D	Time	Sector 1	Sector 2	Sector 3	T. Spd	Elapsed	Lap	D	Time	Sector 1	Sector 2	Sector 3	T. Spd	Elapsed
2	1	1:35.312	25.979	34.455	34.878	210.1	4:00.876	6	1	1:53.345	43.012	36.096	34.237	203.0	11:05.220
3	1	1:33.611	25.522	34.414	33.675	212.2	5:34.487	7	1	1:36.706	27.475	35.020	34.211	202.6	12:41.926
4	1	1:34.703	26.025	34.493	34.185	210.5	7:09.190	8	1	1:36.768	27.396	35.025	34.347	204.2	14:18.694
5	1	1:34.058	25.310	34.516	34.232	207.7	8:43.248	9	1	4:33.776 B	26.826	38.647	3:28.303	202.6	18:52.470
6	1	1:31.496	25.158	33.124	33.214	216.0	10:14.744	10	1	1:48.033	33.023	40.187	34.823	136.9	20:40.503
7	1	1:34.422	26.301	34.555	33.566	206.1	11:49.166	11	1	1:35.632	26.577	34.850	34.205	203.0	22:16.135
8	1	1:33.118	25.471	33.843	33.804	215.1	13:22.284	12	1	1:35.975	26.590	35.159	34.226	207.7	23:52.110
9	1	1:32.167	25.260	33.360	33.547	207.7	14:54.451	13	1	1:36.846	26.998	34.861	34.987	204.2	25:28.956
10	1	1:32.088	25.144	33.216	33.728	215.6	16:26.539								
11	1	1:32.897	26.061	33.346	33.490	200.7	17:59.436								
12	1	1:32.538	25.356	33.378	33.804	211.8	19:31.974								
13	1	1:33.626	26.731	33.307	33.588	214.3	21:05.600								
14	1	1:33.458	26.380	33.576	33.502	204.9	22:39.058								
15	1	1:31.695	25.232	33.316	33.147	216.4	24:10.753								
16	1	1:32.906	25.380	33.965	33.561	212.2	25:43.659								

222 OSCA FJ 1960 1. Giampaolo BENEDETTI A

1	1	3:10.526	1:42.772	45.854	41.900	100.3	3:10.526
2	1	1:52.640	32.407	40.364	39.869	137.9	5:03.166
3	1	1:49.761	30.863	39.859	39.039	150.6	6:52.927
4	1	1:52.732	32.282	40.389	40.061	155.6	8:45.659
5	1	1:47.567	30.053	38.312	39.202	173.1	10:33.226
6	1	1:49.669	30.981	39.882	38.806	148.1	12:22.895
7	1	3:01.806 B	33.460	44.731	1:43.615	140.3	15:24.701
8	1	2:02.661	42.053	41.440	39.168	104.7	17:27.362
9	1	1:48.631	30.285	38.792	39.554	162.9	19:15.993
10	1	1:48.594	29.455	39.717	39.422	168.2	21:04.587
11	1	1:47.439	30.577	38.165	38.697	167.7	22:52.026
12	1	1:53.280	33.683	38.824	40.773	143.4	24:45.306

992 Brabham BT6 1963 1. Roberto TONETTI E1

1	1	1:52.077	42.332	35.225	34.520	132.2	1:52.077
2	1	1:34.273	26.754	33.606	33.913	188.8	3:26.350
3	1	1:33.992	26.365	34.380	33.247	206.9	5:00.342
4	1	1:34.285	26.590	33.919	33.776	202.6	6:34.627
5	1	1:33.056	26.192	33.288	33.576	210.5	8:07.683
6	1	1:33.572	26.088	33.968	33.516	217.7	9:41.255
7	1	1:33.402	25.717	33.828	33.857	218.2	11:14.657
8	1	1:33.191	25.884	33.610	33.697	219.1	12:47.848
9	1	1:35.129	25.829	34.609	34.691	219.5	14:22.977
10	1	1:33.687	25.486	34.441	33.760	220.4	15:56.664
11	1	2:33.606 B	25.727	33.961	1:33.918	217.3	18:30.270
12	1	1:41.508	33.636	34.368	33.504	134.8	20:11.778
13	1	1:32.619	25.785	33.432	33.402	211.8	21:44.397
14	1	1:32.733	25.462	33.520	33.751	220.9	23:17.130
15	1	1:33.835	26.204	34.130	33.501	215.6	24:50.965
16	1	1:34.742	26.232	34.468	34.042	218.2	26:25.707

993 De Tomaso FJ 63 1963 1. Pierre TONETTI E1

1	1	2:39.833 B	45.310	37.688	1:16.835	115.4	2:39.833
2	1	1:43.598	32.642	35.941	35.015	145.2	4:23.431
3	1	1:36.933	27.630	35.190	34.113	189.8	6:00.364
4	1	1:35.247	26.562	34.339	34.346	190.5	7:35.611
5	1	1:36.264	26.833	34.484	34.947	200.4	9:11.875