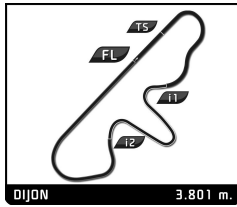


# THE GREATEST'S TROPHY GRAND PRIX DE L'AGE D'OR RACE 1

## Sector Analysis

■ Personal Best   
 ■ Session Best   
 ■ Crossing the finish line in pit lane

Lap	D	Time	Sector 1	Sector 2	Sector 3	T. Spd	Elapsed	Lap	D	Time	Sector 1	Sector 2	Sector 3	T. Spd	Elapsed
<b>1</b> <small>Allis Romeo Giulietta SZ Code Tronca 1962</small> 1. Roberto TURRIZIANI <span style="float: right;">GTS10</span> 2. Maurizio BIANCO								3	1	1:50.689	30.723	40.514	39.452	167.7	5:43.340
1	1	1:59.957	38.441	40.303	41.213		1:59.957	4	1	1:50.571	30.913	39.781	39.877	152.8	7:33.911
2	1	1:51.799	31.570	40.437	39.792	165.4	3:51.756	5	1	1:49.854	30.489	39.820	39.545	161.7	9:23.765
3	1	1:49.796	30.755	39.236	39.805	177.9	5:41.552	6	1	1:51.323	31.056	40.229	40.038	156.7	11:15.088
4	1	1:49.410	30.726	39.236	39.448	174.5	7:30.962	7	1	1:51.970	31.116	40.784	40.070	155.8	13:07.058
5	1	1:49.271	29.916	39.519	39.836	182.7	9:20.233	8	1	1:50.739	30.327	39.819	40.593	173.6	14:57.797
6	1	1:49.261	30.641	39.181	39.439	178.2	11:09.494	9	1	1:50.473	30.676	39.734	40.063	166.7	16:48.270
7	1	1:49.751	30.855	39.318	39.578	169.0	12:59.245	10	1	1:50.437	30.376	40.588	39.473	176.8	18:38.707
8	1	1:50.184	30.901	39.403	39.880	170.9	14:49.429	11	1	3:21.578 <b>B</b>	30.373	39.585	2:11.620	177.0	22:00.285
9	1	3:17.795 <b>B</b>	30.739	42.200	2:04.856	168.2	18:07.224	12	1	1:55.863	36.560	39.849	39.454	120.3	23:56.148
10	2	1:59.905	39.058	40.394	40.453	119.5	20:07.129	13	1	1:51.376	30.536	40.672	40.168	166.2	25:47.524
11	2	1:50.076	31.393	39.149	39.534	146.9	21:57.205	14	1	1:50.410	31.369	39.641	39.400	175.0	27:37.934
12	2	1:48.387	30.254	38.682	39.451	157.4	23:45.592	15	1	1:50.147	30.381	39.775	39.991	157.4	29:28.081
13	2	1:47.925	30.260	38.206	39.459	154.5	25:33.517	16	1	1:49.283	29.988	39.353	39.942	174.8	31:17.364
14	2	1:47.092	29.818	38.394	38.880	162.9	27:20.609	17	1	1:48.424	30.152	39.269	39.003	176.5	33:05.788
15	2	1:51.693	30.895	40.912	39.886	161.7	29:12.302	18	1	1:49.384	29.925	39.854	39.605	181.5	34:55.172
16	2	1:46.275	29.654	38.068	38.553	165.1	30:58.577	19	1	1:51.058	31.187	40.509	39.362	158.6	36:46.230
17	2	1:47.446	30.188	38.115	39.143	162.4	32:46.023	20	1	1:50.960	30.641	40.484	39.835	161.2	38:37.190
18	2	1:47.561	29.925	38.152	39.484	156.5	34:33.584	21	1	1:49.442	30.550	39.612	39.280	171.2	40:26.632
19	2	1:48.378	30.932	38.339	39.107	151.9	36:21.962	22	1	1:50.138	30.759	40.096	39.283	157.9	42:16.770
20	2	1:46.875	30.063	38.071	38.741	154.5	38:08.837								
21	2	1:45.839	29.836	37.704	38.299	158.8	39:54.676								
22	2	1:48.515	31.217	38.054	39.244	157.4	41:43.191								
<b>2</b> <small>Ferrari 275 GTB/C 1966</small> 1. Vincent GAYE <span style="float: right;">GTS17B</span>								1	1	1:40.371	31.276	34.906	34.189	1:40.371	
2	1	1:36.449	26.827	35.217	34.405	198.5	3:16.820								
3	1	1:36.305	27.295	34.742	34.268	187.5	4:53.125								
4	1	1:36.127	27.086	34.609	34.432	186.9	6:29.252								
5	1	1:37.230	27.708	35.148	34.374	179.4	8:06.482								
6	1	1:37.027	27.276	35.069	34.682	186.5	9:43.509								
7	1	1:38.183	27.564	35.949	34.670	186.2	11:21.692								
8	1	1:37.975	27.704	35.579	34.692	180.6	12:59.667								
9	1	1:37.314	27.559	35.379	34.376	178.8	14:36.981								
10	1	1:37.508	27.583	35.092	34.833	184.9	16:14.489								
11	1	2:53.598 <b>B</b>	27.656	35.182	1:50.760	182.4	19:08.087								
12	1	1:47.694	36.894	35.918	34.882	112.5	20:55.781								
13	1	1:37.087	27.353	35.365	34.369	192.9	22:32.868								
14	1	1:38.195	27.643	35.673	34.879	176.5	24:11.063								
15	1	1:37.326	27.471	35.416	34.439	183.7	25:48.389								
16	1	1:39.071	28.190	36.507	34.374	186.9	27:27.460								
17	1	1:38.428	27.488	36.344	34.596	179.7	29:05.888								
18	1	1:37.397	27.618	35.225	34.554	183.4	30:43.285								
19	1	1:37.573	27.590	35.586	34.397	183.7	32:20.858								
20	1	1:37.202	27.670	35.084	34.448	185.6	33:58.060								
21	1	1:38.776	28.240	35.485	35.051	179.4	35:36.836								
22	1	1:38.996	28.271	35.985	34.740	179.7	37:15.832								
23	1	1:38.018	27.817	35.705	34.496	181.5	38:53.850								
24	1	1:38.466	28.258	35.514	34.694	177.0	40:32.316								
<b>7</b> <small>Aston Martin DB2/4 Bertone Competition Spider 1958</small> 1. Heinz STAMM <span style="float: right;">GTS7A</span>								1	1	2:00.279	38.834	41.079	40.366	2:00.279	
2	1	1:52.372	31.897	40.613	39.862	167.2	3:52.651								
<b>11</b> <small>Cooper T38 1955</small> 1. Frederic WAKEMAN <span style="float: right;">TSRC6A</span> 2. Patrick BLAKENEY-EDWAR								1	1	1:45.375	33.247	37.156	34.972	1:45.375	
2	1	1:39.133	27.360	36.785	34.988	205.7	3:24.508								
3	1	1:39.039	27.431	36.772	34.836	203.4	5:03.547								
4	1	1:38.852	27.287	36.407	35.158	195.7	6:42.399								
5	1	1:39.013	27.907	36.206	34.900	186.2	8:21.412								
6	1	1:38.853	26.930	36.202	35.721	210.1	10:00.265								
7	1	1:38.431	27.213	36.066	35.152	202.2	11:38.696								
8	1	1:38.525	26.981	36.357	35.187	204.2	13:17.221								
9	1	1:38.207	27.032	36.236	34.939	210.9	14:55.428								
10	1	1:39.067	27.494	36.053	35.520	194.2	16:34.495								
11	1	1:39.119	27.894	36.257	34.968	185.2	18:13.614								
12	1	1:38.606	27.292	36.532	34.782	193.2	19:52.220								
13	1	2:56.068 <b>B</b>	27.483	36.325	1:52.260	197.8	22:48.288								
14	2	1:47.401	35.041	36.834	35.526	141.4	24:35.689								
15	2	1:39.241	27.753	36.289	35.199	200.4	26:14.930								
16	2	1:40.379	27.747	36.971	35.661	193.5	27:55.309								
17	2	1:39.229	27.565	36.397	35.267	183.7	29:34.538								
18	2	1:40.784	27.861	36.541	36.382	190.1	31:15.322								
19	2	1:39.309	27.709	36.346	35.254	189.8	32:54.631								
20	2	1:40.225	28.458	36.472	35.295	189.1	34:34.856								
21	2	1:39.834	28.004	36.639	35.191	183.1	36:14.690								
22	2	1:40.273	28.097	36.733	35.443	182.7	37:54.963								
23	2	1:39.809	28.076	36.445	35.288	181.2	39:34.772								
24	2	1:41.597	28.452	37.803	35.342	180.3	41:16.369								
<b>18</b> <small>Aston Martin DB4 GT 1960</small> 1. Kyle TILLEY <span style="float: right;">GTS7B</span>								1	1	1:46.105	33.585	37.254	35.266	1:46.105	
2	1	5:11.432 <b>B</b>	27.878	36.468	4:07.086	197.8	6:57.537								
3	1	1:50.791	37.301	36.872	36.618	126.3	8:48.328								
4	1	1:41.287	28.258	36.755	36.274	189.8	10:29.615								
5	1	1:40.814	27.922	36.553	36.339	187.5	12:10.429								
6	1	1:43.528	29.691	37.738	36.099	164.1	13:53.957								
7	1	1:43.140	29.602	37.190	36.348	164.1	15:37.097								

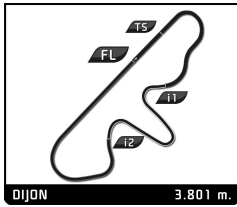


# THE GREATEST'S TROPHY GRAND PRIX DE L'AGE D'OR RACE 1

## Sector Analysis

Personal Best Session Best B Crossing the finish line in pit lane

Lap	D	Time	Sector 1	Sector 2	Sector 3	T. Spd	Elapsed	Lap	D	Time	Sector 1	Sector 2	Sector 3	T. Spd	Elapsed
8	1	1:40.727	27.972	36.733	36.022	198.5	17:17.824	16	2	1:59.825	32.344	44.598	42.883	164.6	33:35.886
9	1	3:11.173 B	28.142	36.706	2:06.325	185.2	20:28.997	17	2	1:56.448	32.081	42.391	41.976	168.5	35:32.334
10	1	1:49.487	35.832	37.318	36.337	123.7	22:18.484	18	2	1:57.191	32.006	42.682	42.503	161.7	37:29.525
11	1	1:40.556	27.770	36.838	35.948	193.5	23:59.040	19	2	1:59.559	33.706	43.035	42.818	165.6	39:29.084
12	1	1:41.726	28.167	37.495	36.064	188.5	25:40.766	20	2	1:59.681	33.163	43.762	42.756	168.0	41:28.765
13	1	1:41.414	28.614	36.919	35.881	185.2	27:22.180	<b>60</b> Porsche 904 Carrera GTS 1964 1. Peter VÖGELE GTS11							
14	1	1:42.432	29.396	36.784	36.252	169.8	29:04.612	1	1	1:48.079	34.638	37.776	35.665		1:48.079
15	1	1:43.531	29.196	37.291	37.044	186.9	30:48.143	2	1	1:40.013	27.571	35.962	36.480	205.3	3:28.092
16	1	1:40.476	27.921	36.593	35.962	195.7	32:28.619	3	1	1:38.543	27.603	34.872	36.068	207.3	5:06.635
17	1	1:40.123	27.678	36.442	36.003	195.7	34:08.742	4	1	1:40.013	28.370	35.305	36.338	192.9	6:46.648
18	1	1:41.065	27.892	36.906	36.267	195.7	35:49.807	5	1	1:40.093	28.203	35.396	36.494	201.9	8:26.741
19	1	1:41.945	28.118	37.801	36.026	181.8	37:31.752	6	1	1:40.414	28.554	35.491	36.369	198.5	10:07.155
20	1	1:45.171	29.719	37.627	37.825	171.4	39:16.923	7	1	1:40.077	28.656	35.165	36.256	201.1	11:47.232
21	1	1:45.576	29.542	37.543	38.491	170.1	41:02.499	8	1	1:39.523	28.101	35.144	36.278	203.4	13:26.755
<b>22</b> Lister Jaguar Knobbly 1958 1. Charles de VILLAUCCOURT TSR6B								GTS11							
1	1	1:46.193	34.115	37.560	34.518		1:46.193	9	1	1:40.298	28.208	35.519	36.571	203.4	15:07.053
2	1	1:40.201	28.239	36.599	35.363	192.5	3:26.394	10	1	2:57.688 B	28.162	35.848	1:53.678	190.8	18:04.741
3	1	1:37.372	27.348	35.715	34.309	204.9	5:03.766	11	1	1:46.682	34.922	35.491	36.269	130.8	19:51.423
4	1	1:38.557	27.942	36.099	34.516	186.5	6:42.323	12	1	1:39.518	27.900	35.488	36.130	204.5	21:30.941
5	1	1:37.598	27.502	35.774	34.322	192.9	8:19.921	13	1	1:41.331	28.768	36.110	36.453	176.8	23:12.272
6	1	1:39.246	27.670	36.360	35.216	190.8	9:59.167	14	1	1:41.143	28.609	35.964	36.570	194.9	24:53.415
7	1	1:38.050	27.339	36.581	34.130	193.9	11:37.217	15	1	1:41.470	28.593	36.248	36.629	196.7	26:34.885
8	1	1:37.959	27.648	35.718	34.593	197.4	13:15.176	16	1	1:40.452	28.477	35.515	36.460	197.8	28:15.337
9	1	1:38.583	27.846	36.156	34.581	198.9	14:53.759	17	1	1:40.531	28.309	35.759	36.463	200.0	29:55.868
10	1	3:00.384 B	27.585	35.915	1:56.884	195.7	17:54.143	18	1	1:40.032	28.082	35.860	36.090	199.6	31:35.900
11	1	1:44.263	33.069	36.276	34.918	143.0	19:38.406	19	1	1:40.464	28.538	35.680	36.246	207.7	33:16.364
12	1	1:38.384	27.692	36.204	34.488	189.5	21:16.790	20	1	1:39.964	28.358	35.672	35.934	207.7	34:56.328
13	1	1:38.810	27.914	36.237	34.659	182.1	22:55.600	21	1	1:40.227	28.529	35.475	36.223	196.4	36:36.555
14	1	4:36.399 B	30.709	43.130	3:22.560	180.6	27:31.999	22	1	1:39.322	27.975	35.280	36.067	204.5	38:15.877
15	1	1:46.054	34.594	36.515	34.945	136.2	29:18.053	23	1	1:40.964	28.018	37.112	35.834	200.4	39:56.841
16	1	1:38.249	27.411	35.833	35.005	197.4	30:56.302	24	1	1:38.360	27.892	34.995	35.473	199.3	41:35.201
17	1	1:40.008	27.820	36.158	36.030	181.5	32:36.310	<b>61</b> Maserati Tipo 61 Birdcage 1961 1. Guillermo FIERRO TSR6B 2. Steven HART							
18	1	1:37.785	27.463	35.933	34.389	197.8	34:14.095	1	1	1:43.960	32.790	36.023	35.147		1:43.960
19	1	1:37.051	27.026	35.775	34.250	204.2	35:51.146	2	1	1:38.076	27.270	35.517	35.289	203.0	3:22.036
20	1	1:37.986	27.568	35.963	34.455	184.3	37:29.132	3	1	1:38.500	27.549	35.875	35.076	209.3	5:00.536
21	1	1:37.869	27.315	36.035	34.519	198.5	39:07.001	4	1	1:38.975	27.847	36.073	35.055	209.3	6:39.511
22	1	1:38.619	27.582	36.258	34.779	192.9	40:45.620	5	1	1:38.890	27.573	35.807	35.510	207.7	8:18.401
<b>35</b> Alfa Romeo Giulietta SZ Code Tronca 1962 1. Dominique POELS GTS9 2. Stéphane PRAT								TSR6B							
1	1	2:08.800	42.484	42.344	43.972		2:08.800	6	1	1:39.205	28.140	35.892	35.173	214.7	9:57.606
2	1	2:00.484	33.519	42.615	44.350	159.1	4:09.284	7	1	1:38.374	27.572	35.630	35.172	205.7	11:35.980
3	1	1:59.642	33.088	42.676	43.878	165.6	6:08.926	8	1	1:37.944	27.524	35.373	35.047	207.3	13:13.924
4	1	1:58.879	32.932	42.240	43.707	164.1	8:07.805	9	1	1:38.744	27.616	35.936	35.192	208.5	14:52.668
5	1	2:00.806	33.006	41.831	45.969	163.4	10:08.611	10	1	1:38.808	27.936	35.903	34.969	202.6	16:31.476
6	1	1:56.588	32.313	41.306	42.969	168.0	12:05.199	11	1	1:39.422	27.813	36.363	35.246	201.1	18:10.898
7	1	1:57.255	32.372	42.063	42.820	167.7	14:02.454	12	1	1:39.049	27.674	36.040	35.335	204.5	19:49.947
8	1	1:54.488	31.887	40.501	42.100	169.8	15:56.942	13	1	3:06.450 B	27.703	35.749	2:02.998	203.8	22:56.397
9	1	1:55.000	31.904	40.399	42.697	166.7	17:51.942	14	1	1:45.838	33.878	36.512	35.448	149.4	24:42.235
10	1	3:31.051 B	31.891	41.142	2:18.018	165.6	21:22.993	15	1	1:39.427	28.055	36.043	35.329	203.0	26:21.662
11	2	2:10.932	42.179	44.194	44.559	89.0	23:33.925	16	1	1:38.910	27.684	36.313	34.913	206.1	28:00.572
12	2	2:01.138	32.902	43.942	44.294	162.7	25:35.063	17	1	1:38.427	27.432	36.185	34.810	203.4	29:38.999
13	2	2:02.706	33.100	45.541	44.065	164.9	27:37.769	18	1	1:37.873	27.479	35.716	34.678	209.3	31:16.872
14	2	1:59.880	33.122	43.662	43.096	144.2	29:37.649	19	1	1:38.188	27.619	35.773	34.796	205.7	32:55.060
15	2	1:58.412	32.505	42.929	42.978	164.1	31:36.061	20	1	1:38.148	27.450	35.872	34.826	211.4	34:33.208
								21	1	1:39.245	28.064	36.053	35.128	202.6	36:12.453
								22	1	1:38.963	27.741	36.156	35.066	203.0	37:51.416



# THE GREATEST'S TROPHY GRAND PRIX DE L'AGE D'OR RACE 1

## Sector Analysis

■ Personal Best   
 ■ Session Best   
 ■ Crossing the finish line in pit lane

Lap	D	Time	Sector 1	Sector 2	Sector 3	T. Spd	Elapsed
23	1	1:39.676	27.795	36.102	35.779	203.0	39:31.092
24	1	1:39.740	27.516	36.680	35.544	209.7	41:10.832

69 Chevrolet Corvette C1 Phase 2 1960							
1. Michel GROSFillier GTS7B2							
Lap	D	Time	Sector 1	Sector 2	Sector 3	T. Spd	Elapsed
1	1	2:01.023	41.549	39.965	39.509		2:01.023
2	1	1:52.628	32.787	40.319	39.522	162.9	3:53.651
3	1	<span style="color: green;">1:50.794</span>	32.316	39.760	38.718	164.6	5:44.445
4	1	1:52.241	32.321	40.686	39.234	164.9	7:36.686
5	1	1:52.370	32.788	40.100	39.482	165.4	9:29.056
6	1	1:53.142	33.016	<span style="color: green;">39.479</span>	40.647	154.1	11:22.198
7	1	1:56.168	33.186	40.042	42.940	149.2	13:18.366
8	1	3:17.518 <span style="color: blue;">B</span>	<span style="color: green;">32.189</span>	40.203	2:05.126	164.6	16:35.884
9	1	1:59.324	38.774	40.531	40.019	132.0	18:35.208
10	1	1:54.427	32.748	42.742	38.937	147.5	20:29.635
11	1	1:53.319	33.215	41.420	38.684	150.0	22:22.954
12	1	1:53.814	32.430	43.039	<span style="color: green;">38.345</span>	156.1	24:16.768
13	1	1:51.196	32.422	40.089	38.685	165.1	26:07.964
14	1	1:55.052	33.529	41.907	39.616	140.6	28:03.016
15	1	1:53.975	33.270	40.092	40.613	144.8	29:56.991
16	1	1:54.884	33.289	42.446	39.149	145.7	31:51.875
17	1	1:53.372	33.295	40.875	39.202	154.5	33:45.247
18	1	1:54.550	33.389	40.848	40.313	146.5	35:39.797
19	1	1:56.869	34.414	43.064	39.391	131.4	37:36.666
20	1	1:57.122	33.721	40.857	42.544	150.6	39:33.788
21	1	1:52.415	32.669	40.773	38.973	148.4	41:26.203

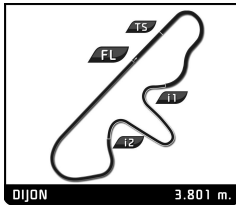
78 Maserati 250S 1957							
1. Richard WILSON TSRC5A							
Lap	D	Time	Sector 1	Sector 2	Sector 3	T. Spd	Elapsed
1	1	1:49.257	35.814	37.752	35.691		1:49.257
2	1	1:41.133	28.269	37.078	35.786	185.6	3:30.390
3	1	1:39.893	28.183	36.708	<span style="color: green;">35.002</span>	184.9	5:10.283
4	1	1:39.640	28.062	36.410	35.168	185.2	6:49.923
5	1	1:39.820	27.716	36.481	35.623	184.3	8:29.743
6	1	1:39.670	27.823	36.727	35.120	180.0	10:09.413
7	1	1:39.891	27.840	36.707	35.344	186.5	11:49.304
8	1	1:40.187	28.046	36.933	35.208	187.2	13:29.491
9	1	1:40.485	27.920	36.721	35.844	189.1	15:09.976
10	1	1:40.339	27.571	37.311	35.457	190.8	16:50.315
11	1	1:42.441	29.583	36.794	36.064	176.5	18:32.756
12	1	3:05.544 <span style="color: blue;">B</span>	28.287	<span style="color: green;">36.215</span>	2:01.042	183.1	21:38.300
13	1	1:46.304	33.916	37.108	35.280	134.2	23:24.604
14	1	1:39.714	27.701	36.657	35.356	185.6	25:04.318
15	1	1:40.715	27.955	37.079	35.681	184.3	26:45.033
16	1	1:42.367	28.333	37.923	36.111	192.2	28:27.400
17	1	1:39.374	27.694	36.602	35.078	189.8	30:06.774
18	1	<span style="color: green;">1:39.295</span>	<span style="color: green;">27.412</span>	36.551	35.332	193.5	31:46.069
19	1	1:42.664	28.185	38.509	35.970	192.9	33:28.733
20	1	1:39.763	27.838	36.368	35.557	182.4	35:08.496
21	1	1:39.985	28.060	36.664	35.261	194.6	36:48.481
22	1	1:41.136	28.838	36.938	35.360	180.0	38:29.617
23	1	1:40.256	28.199	36.426	35.631	176.5	40:09.873
24	1	1:41.100	28.247	37.039	35.814	178.2	41:50.973

82 D.B HBR5 1958							
1. François FOUQUET-HATE 2. Luc BOUSQUET GT3B							
Lap	D	Time	Sector 1	Sector 2	Sector 3	T. Spd	Elapsed
1	1	2:13.007	43.026	43.772	46.209		2:13.007

Lap	D	Time	Sector 1	Sector 2	Sector 3	T. Spd	Elapsed
2	1	2:04.558	34.337	43.165	47.056	132.8	4:17.565
3	1	2:04.513	34.318	42.911	47.284	129.7	6:22.078
4	1	2:06.033	34.307	43.725	48.001	129.2	8:28.111
5	1	2:03.680	34.095	42.623	46.962	130.9	10:31.791
6	1	2:03.596	34.074	42.630	46.892	130.9	12:35.387
7	1	2:03.777	34.110	42.511	47.156	130.3	14:39.164
8	1	2:06.682	34.099	42.746	49.837	130.6	16:45.846
9	1	2:05.138	36.199	<span style="color: green;">42.353</span>	46.586	130.8	18:50.984
10	1	3:38.083 <span style="color: blue;">B</span>	34.058	42.414	2:21.611	131.2	22:29.067
11	2	2:11.867	41.647	43.397	46.823	93.7	24:40.934
12	2	2:05.990	34.849	44.643	46.498	132.5	26:46.924
13	2	2:04.854	34.243	43.860	46.751	135.3	28:51.778
14	2	2:03.281	34.097	43.158	<span style="color: green;">46.026</span>	133.0	30:55.059
15	2	2:03.550	<span style="color: green;">33.586</span>	43.887	46.077	136.5	32:58.609
16	2	2:03.121	34.046	42.607	46.468	135.8	35:01.730
17	2	<span style="color: green;">2:03.092</span>	33.936	42.898	46.258	134.7	37:04.822
18	2	2:03.554	34.234	42.849	46.471	131.7	39:08.376
19	2	2:03.951	34.318	43.086	46.547	132.5	41:12.327

152 Lister Jaguar Knobbly (C) 1958							
1. John SPIERS TSRC6A							
Lap	D	Time	Sector 1	Sector 2	Sector 3	T. Spd	Elapsed
1	1	1:44.656	33.115	36.773	34.768		1:44.656
2	1	1:38.395	27.707	36.083	34.605	220.0	3:23.051
3	1	1:38.184	27.424	36.360	34.400	207.7	5:01.235
4	1	1:39.033	27.695	36.677	34.661	215.1	6:40.268
5	1	1:38.420	27.657	36.200	34.563	208.5	8:18.688
6	1	1:39.816	28.368	36.474	34.974	210.9	9:58.504
7	1	1:38.125	27.612	36.219	34.294	218.6	11:36.629
8	1	1:37.851	27.614	35.908	34.329	210.1	13:14.480
9	1	1:43.321	28.197	40.280	34.844	200.0	14:57.801
10	1	1:38.155	<span style="color: green;">27.037</span>	36.106	35.012	210.1	16:35.956
11	1	1:38.420	27.599	36.457	34.364	207.3	18:14.376
12	1	1:38.442	27.822	36.397	34.223	198.9	19:52.818
13	1	1:38.285	27.656	36.499	<span style="color: green;">34.130</span>	198.2	21:31.103
14	1	3:30.112 <span style="color: blue;">B</span>	27.371	36.410	2:26.331	201.1	25:01.215
15	1	1:44.716	33.428	36.688	34.600	151.5	26:45.931
16	1	1:39.590	27.842	36.954	34.794	194.9	28:25.521
17	1	1:39.002	27.530	36.849	34.623	210.1	30:04.523
18	1	1:38.494	27.492	36.413	34.589	214.3	31:43.017
19	1	1:38.504	27.386	36.631	34.487	220.9	33:21.521
20	1	1:38.648	27.463	36.607	34.578	224.1	35:00.169
21	1	1:38.138	27.467	36.278	34.393	213.9	36:38.307
22	1	<span style="color: green;">1:37.720</span>	27.451	<span style="color: green;">35.899</span>	34.370	211.8	38:16.027
23	1	1:39.007	27.354	37.064	34.589	220.4	39:55.034
24	1	1:38.461	27.511	36.240	34.710	214.3	41:33.495

192 Jaguar E-Type 3.8 1961							
1. Marc GORDON 2. Nick FINBURGH GTS7B2							
Lap	D	Time	Sector 1	Sector 2	Sector 3	T. Spd	Elapsed
1	1	1:50.995	36.135	37.906	36.954		1:50.995
2	1	1:42.878	29.100	36.909	36.869	177.0	3:33.873
3	1	1:42.704	29.323	36.650	36.731	174.8	5:16.577
4	1	1:42.816	29.526	36.529	36.761	166.9	6:59.393
5	1	1:43.315	29.420	36.986	36.909	174.5	8:42.708
6	1	1:43.144	29.495	36.799	36.850	163.1	10:25.852
7	1	1:43.800	29.472	37.064	37.264	168.0	12:09.652
8	1	1:43.935	29.905	37.313	36.717	162.9	13:53.587
9	1	1:43.640	29.572	36.836	37.232	166.9	15:37.227



# THE GREATEST'S TROPHY GRAND PRIX DE L'AGE D'OR RACE 1

## Sector Analysis

■ Personal Best   
 ■ Session Best   
 **B** Crossing the finish line in pit lane

Lap	D	Time	Sector 1	Sector 2	Sector 3	T. Spd	Elapsed	Lap	D	Time	Sector 1	Sector 2	Sector 3	T. Spd	Elapsed
10	1	1:43.230	29.067	37.167	36.996	181.8	17:20.457								
11	1	1:42.664	29.179	36.881	36.604	173.4	19:03.121								
12	1	1:43.515	29.232	36.976	37.307	166.9	20:46.636								
13	1	1:42.472	29.134	36.760	36.578	172.8	22:29.108								
14	1	3:02.541 <b>B</b>	29.287	37.465	1:55.789	177.0	25:31.649								
15	2	1:53.273	38.413	37.865	36.995	116.4	27:24.922								
16	2	1:44.345	29.231	38.256	36.858	167.2	29:09.267								
17	2	1:44.304	29.437	37.611	37.256	169.3	30:53.571								
18	2	1:43.417	29.359	36.589	37.469	167.7	32:36.988								
19	2	1:43.453	28.932	37.308	37.213	182.1	34:20.441								
20	2	1:44.714	29.948	36.759	38.007	169.8	36:05.155								
21	2	1:43.154	29.448	36.516	37.190	174.8	37:48.309								
22	2	1:44.129	29.698	36.789	37.642	163.9	39:32.438								
23	2	1:45.931	30.167	39.081	36.683	168.5	41:18.369								