

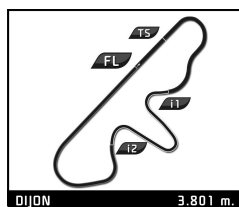
SIXTIES' ENDURANCE
GRAND PRIX DE L'AGE D'OR
QUALIFYING

Sector Analysis

Personal Best Session Best B Crossing the finish line in pit lane

Lap	D	Time	Sector 1	Sector 2	Sector 3	T. Spd	Elapsed	Lap	D	Time	Sector 1	Sector 2	Sector 3	T. Spd	Elapsed			
11	Shelby Cobra 289 1965							GT5	11	1	3:20.922	B	28.453	37.561	2:14.908	190.1	19:42.035	
	1.Frederic WAKEMAN								12	1	2:15.497	43.105	48.589	43.803	118.9	21:57.532		
	2.Patrick BLAKENEY-EDWAR								13	1	1:35.814	27.203	35.048	33.563	203.8	23:33.346		
	1	1	3:08.678	1:56.879	35.586	36.213	117.8		3:08.678	14	1	1:35.852	27.414	34.894	33.544	212.6	25:09.198	
	2	1	1:42.853	29.889	36.529	36.435	172.0		4:51.531	15	1	1:49.493	26.880	36.782	45.831	219.5	26:58.691	
	3	1	1:35.727	27.499	34.641	33.587	185.2		6:27.258	16	1	2:26.485	38.574	44.219	1:03.692	109.4	29:25.176	
	4	1	1:39.260	27.816	36.208	35.236	186.2		8:06.518	17	1	1:58.134	47.160	36.264	34.710	79.9	31:23.310	
	5	1	1:37.149	27.892	35.151	34.106	181.5		9:43.667	18	1	1:38.183	28.140	35.440	34.603	177.3	33:01.493	
	6	1	1:35.176	26.958	34.647	33.571	199.3		11:18.843	19	1	1:35.193	26.752	34.951	33.490	213.4	34:36.686	
	7	1	1:37.449	27.920	34.957	34.572	194.9		12:56.292	20	1	1:35.550	26.526	34.748	34.276	222.7	36:12.236	
	8	1	1:38.635	27.638	35.200	35.797	177.0		14:34.927	21	1	1:35.205	26.933	34.759	33.513	218.6	37:47.441	
	9	1	1:37.591	28.189	35.054	34.348	186.5		16:12.518	22	1	1:36.022	26.700	34.943	34.379	203.8	39:23.463	
	10	1	3:25.555	B	27.383	36.760	2:21.412		192.9	19:38.073	23	1	1:35.433	26.522	35.031	33.880	207.7	40:58.896
	11	2	2:20.281	46.492	48.483	45.306	93.7		21:58.354	21 Lotus 15 1958 1.Michael BIRCH 2.Gareth BURNETT SP3								
	12	2	1:36.423	27.526	35.187	33.710	188.5		23:34.777									
	13	2	1:38.977	28.812	36.285	33.880	182.1		25:13.754									
	14	2	2:02.363	27.338	34.958	1:00.067	182.7		27:16.117									
	15	2	2:38.719	45.904	46.787	1:06.028	87.4		29:54.836									
	16	2	1:46.961	35.541	37.127	34.293	115.4		31:41.797									
	17	2	1:35.533	26.997	34.814	33.722	198.5		33:17.330									
	18	2	1:36.421	27.389	35.233	33.799	187.5		34:53.751									
	19	2	1:35.591	27.009	35.167	33.415	192.9		36:29.342									
20	2	12:52.366	B	30.873	40.015	...	169.8	49:21.708										
12	Shelby Cobra 289 1963							GT5	21 Lotus 15 1958 1.Michael BIRCH 2.Gareth BURNETT SP3									
	1.Charles de VILLAUCOURT																	
	1	1	7:39.445	6:25.088	38.364	35.993	126.2									7:39.445		
	2	1	2:54.331	B	29.811	36.080	1:48.440									171.4	10:33.776	
	3	1	1:49.267	37.894	36.622	34.751	121.2									12:23.043		
	4	1	1:38.912	28.383	35.979	34.550	165.1									14:01.955		
	5	1	1:36.957	28.346	34.408	34.203	188.8									15:38.912		
	6	1	1:37.120	27.873	35.152	34.095	184.9									17:16.032		
	7	1	1:48.118	28.366	36.747	43.005	189.5									19:04.150		
	8	1	4:17.612	B	44.643	46.479	2:46.490									79.2	23:21.762	
	9	1	1:47.576	35.822	36.208	35.546	134.7		25:09.338									
	10	1	1:51.653	28.864	35.708	47.081	177.0		27:00.991									
	11	1	2:25.681	37.371	44.022	1:04.288	120.9		29:26.672									
	12	1	1:57.110	46.184	36.213	34.713	80.6		31:23.782									
	13	1	1:46.368	31.905	35.769	38.694	168.5		33:10.150									
	14	1	1:36.209	27.081	34.720	34.408	208.5		34:46.359									
	15	1	1:41.141	27.624	35.223	38.294	197.1		36:27.500									
	16	1	1:36.332	27.275	34.868	34.189	203.4		38:03.832									
17	1	1:36.535	27.646	34.910	33.979	194.6	39:40.367											
18	1	1:35.589	27.344	34.424	33.821	215.6	41:15.956											
15	Shelby Cobra 289 1964							GT5	24 Jaguar E-Type 3.8 1963 1.François FILLON 2.André RAULIN									
	1.Jeremy COTTINGHAM																	
	1	1	1:54.332	46.307	34.594	33.431	124.1									1:54.332		
	2	1	1:36.446	28.200	34.529	33.717	192.5									3:30.778		
	3	1	1:36.923	27.287	34.875	34.761	193.5									5:07.701		
	4	1	1:37.326	28.729	35.015	33.582	188.5									6:45.027		
	5	1	1:35.895	27.264	34.681	33.950	188.2									8:20.922		
	6	1	1:36.144	27.209	34.989	33.946	204.9									9:57.066		
	7	1	1:36.088	26.986	35.019	34.083	200.4									11:33.154		
	8	1	1:35.876	26.790	35.255	33.831	208.1									13:09.030		
	9	1	1:35.866	27.078	35.074	33.714	204.2		14:44.896									
	10	1	1:36.217	26.792	35.275	34.150	197.4		16:21.113									
	11	1	2:11.790	51.141	43.437	37.212	85.5		22:48.035									
	12	1	1:44.832	30.580	37.658	36.594	152.1		24:32.867									
13	1	1:44.550	29.031	37.606	37.913	198.9	26:17.417											
14	1	2:53.200	37.480	57.762	1:17.958	160.2	29:10.617											
15	1	2:09.359	54.980	38.405	35.974	65.4	31:19.976											
16	1	1:43.534	28.839	36.661	38.034	184.3	33:03.510											
17	1	1:43.530	28.842	38.448	36.240	188.8	34:47.040											
18	1	1:41.325	28.696	36.442	36.187	183.4	36:28.365											





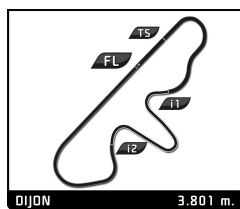
SIXTIES' ENDURANCE GRAND PRIX DE L'AGE D'OR QUALIFYING

Sector Analysis

Personal Best Session Best B Crossing the finish line in pit lane

Lap	D	Time	Sector 1	Sector 2	Sector 3	T. Spd	Elapsed	Lap	D	Time	Sector 1	Sector 2	Sector 3	T. Spd	Elapsed
19	1	1:41.941	28.642	37.292	36.007	178.5	38:10.306	10	1	3:44.892	28.375	34.891	2:41.626	208.1	18:20.567
20	1	1:45.480	28.884	39.585	37.011	178.5	39:55.786	11	2	2:53.689	47.666	56.368	1:09.655	109.4	21:14.256
21	1	1:43.517	28.725	37.255	37.537	180.0	41:39.303	12	2	1:47.287	38.074	34.940	34.273	77.0	23:01.543
31 Shelby Cobra 289 1964 1. Charles FIRMENICH 2. Benjamin MONNAY GT5								13 2 1:36.355 27.548 34.716 34.091 187.2 24:37.898							
1 1 2:16.324 1:04.049 37.053 35.222 117.3 2:16.324								14 2 1:46.660 26.633 39.331 40.696 199.6 26:24.558							
2 1 1:37.901 27.310 35.588 35.003 197.4 3:54.225								15 2 2:50.812 47.839 53.286 1:09.687 92.8 29:15.370							
3 1 1:37.836 27.713 35.949 34.174 191.2 5:32.061								16 2 2:00.086 51.109 34.766 34.211 74.1 31:15.456							
4 1 1:38.509 28.848 35.630 34.031 184.0 7:10.570								17 2 1:33.710 25.812 34.135 33.763 211.4 32:49.166							
5 1 1:35.269 26.718 34.365 34.186 210.5 8:45.839								18 2 1:39.578 26.727 38.912 33.939 193.9 34:28.744							
6 1 1:35.020 26.631 34.393 33.996 216.0 10:20.859								19 2 1:34.660 26.277 34.455 33.928 203.0 36:03.404							
7 1 4:45.643 B 27.831 34.844 3:42.968 207.3 15:06.502								20 2 1:34.182 25.678 34.272 34.232 213.0 37:37.586							
8 2 1:46.619 35.367 36.702 34.550 137.6 16:53.121								21 2 1:37.458 27.403 35.365 34.690 181.5 39:15.044							
9 2 1:38.149 28.237 35.140 34.772 184.9 18:31.270								22 2 1:34.127 25.871 34.189 34.067 216.9 40:49.171							
10 2 2:43.564 37.826 56.151 1:09.587 198.2 21:14.834								48 Lotus Elan 26R 1965 1. Steve JONES 2. Christopher ATKINSON GT2							
11 2 1:46.657 38.243 34.526 33.888 77.3 23:01.491								1 1 3:27.649 2:10.902 38.619 38.128 108.2 3:27.649							
12 2 1:35.437 27.213 34.238 33.986 191.2 24:36.928								2 1 1:42.083 27.938 37.089 37.056 188.5 5:09.732							
13 2 1:35.710 27.120 34.341 34.249 192.2 26:12.638								3 1 1:40.266 27.965 36.138 36.163 197.8 6:49.998							
14 2 4:11.336 B 37.638 1:00.520 2:33.178 178.2 30:23.974								4 1 1:42.510 28.458 36.639 37.413 192.2 8:32.508							
15 2 1:49.827 38.926 36.741 34.160 122.3 32:13.801								5 1 1:40.912 27.848 36.483 36.581 202.6 10:13.420							
16 2 1:36.085 26.968 34.905 34.212 193.5 33:49.886								6 1 1:41.471 27.551 37.092 36.828 204.5 11:54.891							
17 2 1:35.160 26.847 34.298 34.015 196.4 35:25.046								7 1 4:24.666 B 27.988 41.177 3:15.501 197.4 16:19.557							
18 2 1:35.547 26.918 34.452 34.177 194.6 37:00.593								8 2 1:47.712 34.434 36.857 36.421 134.5 18:07.269							
19 2 1:35.309 26.997 34.304 34.008 207.7 38:35.902								9 2 5:09.241 B 28.369 39.099 4:01.773 207.7 23:16.510							
20 2 7:21.025 B 29.978 38.613 6:12.434 183.7 45:56.927								10 2 1:49.739 37.051 36.683 36.005 96.5 25:06.249							
43 Jaguar E-Type Coupe 3.8 1965 1. James THORPE 2. Phil QUAIFE GT4								11 2 1:51.581 28.736 37.565 45.280 181.5 26:57.830							
1 1 2:05.130 52.673 38.424 34.033 126.0 2:05.130								12 2 3:30.825 B 39.003 44.201 2:07.621 107.4 30:28.655							
2 1 1:35.207 26.835 34.886 33.486 200.7 3:40.337								13 2 1:49.130 34.911 38.073 36.146 129.5 32:17.785							
3 1 1:37.093 26.404 36.391 34.298 203.0 5:17.430								14 2 1:42.131 28.269 36.650 37.212 195.3 33:59.916							
4 1 1:36.522 27.486 35.959 33.077 209.3 6:53.952								15 2 1:40.475 27.346 36.716 36.413 206.5 35:40.391							
5 1 1:35.052 26.883 34.451 33.718 202.6 8:29.004								16 2 1:41.794 28.271 37.131 36.392 181.8 37:22.185							
6 1 1:34.254 26.419 34.234 33.601 208.5 10:03.258								17 2 1:45.350 29.949 38.695 36.706 179.7 39:07.535							
7 1 1:34.648 26.581 34.492 33.575 192.2 11:37.906								18 2 1:43.074 28.472 38.324 36.278 183.7 40:50.609							
8 1 1:33.670 26.480 34.096 33.094 195.7 13:11.576								49 Shelby Cobra Daytona Coupe 1965 1. Dominique GUENAT 2. Guillaume MAHE GT5							
9 1 1:33.834 26.408 34.227 33.199 197.1 14:45.410								1 2 4:47.262 3:36.974 36.171 34.117 149.6 4:47.262							
10 1 5:55.242 B 27.775 35.936 4:51.531 179.7 20:40.652								2 2 1:35.119 26.617 35.027 33.475 201.9 6:22.381							
11 2 2:18.301 1:08.337 36.144 33.820 42.1 22:58.953								3 2 1:34.818 27.524 34.058 33.236 191.2 7:57.199							
12 2 1:34.514 27.821 33.856 32.837 177.0 24:33.467								4 2 1:33.602 26.324 34.300 32.978 210.1 9:30.801							
13 2 1:33.089 26.288 33.768 33.033 187.2 26:06.556								5 2 3:21.888 B 27.372 34.939 2:19.577 203.0 12:52.689							
14 2 5:00.130 B 32.115 47.159 3:40.856 190.1 31:06.686								6 2 1:42.565 33.569 34.513 34.483 150.0 14:35.254							
15 2 1:46.015 34.090 37.352 34.573 147.1 32:52.701								7 2 1:34.664 26.533 34.585 33.546 221.3 16:09.918							
16 2 1:32.694 25.431 33.587 33.676 203.8 34:25.395								8 2 1:34.573 26.679 34.549 33.345 200.7 17:44.491							
47 Porsche 904/6 Carrera GTS 1965 1. Andrew SMITH 2. Oliver BRYANT GT2								9 2 4:42.178 B 26.570 38.585 3:37.023 213.4 22:26.669							
1 1 1:49.181 38.878 35.744 34.559 120.1 1:49.181								10 1 1:54.630 38.590 39.611 36.429 118.9 24:21.299							
2 1 1:36.693 26.404 34.893 35.396 197.1 3:25.874								11 1 1:39.227 28.645 36.385 34.197 172.2 26:00.526							
3 1 1:35.902 26.834 34.725 34.343 206.5 5:01.776								12 1 2:22.908 34.674 45.031 1:03.203 187.5 28:23.434							
4 1 1:35.643 26.333 35.370 33.940 211.8 6:37.419								13 1 2:18.990 51.427 49.144 38.419 76.8 30:42.424							
5 1 1:34.373 26.043 34.351 33.979 205.7 8:11.792								14 1 1:41.124 27.925 37.861 35.338 183.1 32:23.548							
6 1 1:35.302 26.409 34.916 33.977 207.7 9:47.094								15 1 1:39.033 28.498 36.680 33.855 173.6 34:02.581							
7 1 1:35.676 26.397 35.351 33.928 211.4 11:22.770								16 1 1:37.226 27.545 36.016 33.665 179.1 35:39.807							
8 1 1:35.741 26.185 35.174 34.382 208.9 12:58.511								17 1 1:38.779 27.971 36.463 34.345 182.7 37:18.586							
9 1 1:37.164 26.463 34.462 36.239 198.9 14:35.675								18 1 1:36.357 27.153 35.671 33.533 184.6 38:54.943							
								19 1 1:35.892 26.993 35.157 33.742 191.2 40:30.835							

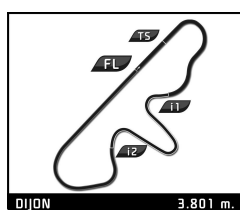




SIXTIES' ENDURANCE GRAND PRIX DE L'AGE D'OR QUALIFYING

Sector Analysis

Lap D		Time	Sector 1	Sector 2	Sector 3	T. Spd	Elapsed								
51		Shelby Cobra 289 1963 1. Maxime GUENAT 2. Guillaume MAHE						GT5							
1	1	1:53.787	45.405	34.305	34.077	121.2	1:53.787	3	1	1:45.627	28.648	39.151	37.828	200.0	6:59.030
54		Austin-Healey 3000 Mk II 1965 1. Philipp ZUMSTEIN						GT3							
1	1	2:50.674	1:32.558	39.491	38.625	112.3	2:50.674	4	1	1:46.521	29.624	38.999	37.898	176.2	8:45.551
60		Lotus Elan 26R 1963 1. Guillaume MINGOT 2. Jérôme CATTELIN						GT2							
1	2	3:10.246	1:57.289	36.699	36.258	111.3	3:10.246	5	1	1:45.334	29.366	38.403	37.565	170.9	10:30.885
61		Morgan SLR 1961 1. Simon OREBI GANN 2. Brett SYNDERCOMBE						GT3							
1	1	3:22.695	2:05.015	39.684	37.996	106.8	3:22.695	6	1	1:44.801	29.205	37.829	37.767	188.8	12:15.686
63		Lotus Elan 26R 1965 1. Patrick JACK 2. Rory JACK						GT2							
1	2	2:03.478	48.963	37.310	37.205	125.7	2:03.478	7	1	1:46.087	29.524	38.539	38.024	173.4	14:01.773
67		Shelby Mustang GT350 1965 1. Thomas STUDER						GT5							
1	1	2:44.567	1:30.438	37.508	36.621	120.5	2:44.567	8	1	4:38.805	B 29.740	47.599	3:21.466	168.2	18:40.578



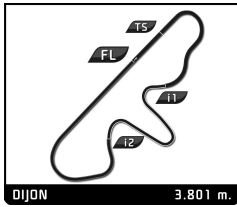
SIXTIES' ENDURANCE GRAND PRIX DE L'AGE D'OR QUALIFYING

Sector Analysis

■ Personal Best
 ■ Session Best
 ■ B Crossing the finish line in pit lane

Lap	D	Time	Sector 1	Sector 2	Sector 3	T. Spd	Elapsed	Lap	D	Time	Sector 1	Sector 2	Sector 3	T. Spd	Elapsed
165 Porsche 911 2,0L 1965 1. Alexis FALCON GT2															
1	1	2:06.174	47.541	38.647	39.986	111.8	2:06.174	1	1	2:13.808	59.386	37.630	36.792	136.0	2:13.808
2	1	1:48.963	29.364	38.553	41.046	185.6	3:55.137	2	1	1:41.876	28.135	36.836	36.905	193.5	3:55.684
3	1	1:47.720	30.060	38.846	38.814	177.6	5:42.857	3	1	1:43.860	29.999	36.871	36.990	178.2	5:39.544
4	1	1:47.399	29.218	38.587	39.594	189.8	7:30.256	4	1	1:42.195	28.506	36.593	37.096	191.2	7:21.739
5	1	1:45.451	28.901	37.512	39.038	190.5	9:15.707	5	1	1:42.209	28.350	36.958	36.901	198.5	9:03.948
6	1	1:45.413	28.943	37.629	38.841	192.5	11:01.120	6	1	1:41.947	28.358	36.680	36.909	199.6	10:45.895
7	1	1:47.175	29.269	38.753	39.153	190.1	12:48.295	7	1	1:42.370	28.088	37.439	36.843	197.8	12:28.265
8	1	3:54.851 B	30.485	40.580	2:43.786	191.5	16:43.146	8	1	1:41.925	28.186	36.811	36.928	194.9	14:10.190
9	1	1:54.404	36.090	39.225	39.089	121.5	18:37.550	9	1	1:41.682	28.029	36.334	37.319	206.5	15:51.872
10	1	2:41.186	36.518	56.015	1:08.653	157.7	21:18.736	10	1	1:41.056	28.080	36.439	36.537	198.9	17:32.928
11	1	2:04.348	42.694	41.186	40.468	73.1	23:23.084	11	1	5:34.779 B	30.161	38.922	4:25.696	191.2	23:07.707
12	1	1:48.211	29.765	38.118	40.328	179.4	25:11.295	12	1	1:53.090	35.201	41.396	36.493	133.8	25:00.797
13	1	2:05.729	29.035	38.163	58.531	189.8	27:17.024	13	1	3:46.780 B	30.252	40.708	2:35.820	191.2	28:47.577
14	1	2:39.245	45.893	46.629	1:06.723	85.2	29:56.269	14	1	2:05.198	43.478	45.062	36.658	116.4	30:52.775
15	1	1:54.527	37.438	37.852	39.237	91.1	31:50.796	15	1	1:42.155	27.983	37.566	36.606	203.0	32:34.930
16	1	1:45.642	28.971	38.081	38.590	189.5	33:36.438	16	1	1:43.466	28.091	38.645	36.730	200.4	34:18.396
17	1	1:45.673	28.995	37.934	38.744	190.8	35:22.111	17	1	1:40.225	27.512	36.252	36.461	197.1	35:58.621
18	1	1:45.766	29.610	37.745	38.411	191.8	37:07.877	18	1	1:41.734	28.809	36.630	36.295	197.8	37:40.355
19	1	1:46.890	28.925	38.194	39.771	192.2	38:54.767	19	1	1:40.036	27.641	36.224	36.171	193.9	39:20.391
20	1	1:46.270	28.874	37.820	39.576	190.8	40:41.037	20	1	1:40.025	27.722	36.016	36.287	204.2	41:00.416
170 Lotus Elan 26R 1964 1. Ted TUPPEN GT2															
15	1	2:29.325	41.053	43.700	1:04.572	98.5	29:23.580	15	1	2:29.325	41.053	43.700	1:04.572	98.5	29:23.580
16	1	1:58.263	46.408	37.438	34.417	77.5	31:21.843	16	1	1:58.263	46.408	37.438	34.417	77.5	31:21.843
17	1	1:39.646	27.456	36.778	35.412	184.0	33:01.489	17	1	1:39.646	27.456	36.778	35.412	184.0	33:01.489
18	1	1:37.596	27.440	35.740	34.416	202.2	34:39.085	18	1	1:37.596	27.440	35.740	34.416	202.2	34:39.085
19	1	1:37.700	27.736	35.465	34.499	201.5	36:16.785	19	1	1:37.700	27.736	35.465	34.499	201.5	36:16.785
20	1	1:39.172	28.274	35.650	35.248	201.9	37:55.957	20	1	1:39.172	28.274	35.650	35.248	201.9	37:55.957
21	1	1:39.394	28.566	35.639	35.189	181.8	39:35.351	21	1	1:39.394	28.566	35.639	35.189	181.8	39:35.351
22	1	1:42.637	27.729	36.120	38.788	203.0	41:17.988	22	1	1:42.637	27.729	36.120	38.788	203.0	41:17.988
188 Jaguar E-Type 3.8 1965 1. Steven OSBORNE 2. Chris WARD GT4															
1	1	1:50.386	40.840	35.496	34.050	128.6	1:50.386	1	1	1:50.386	40.840	35.496	34.050	128.6	1:50.386
2	1	1:36.562	27.501	35.144	33.917	184.0	3:26.948	2	1	1:36.562	27.501	35.144	33.917	184.0	3:26.948
3	1	1:37.268	27.445	35.887	33.936	192.9	5:04.216	3	1	1:37.268	27.445	35.887	33.936	192.9	5:04.216
4	1	1:37.966	26.968	35.658	35.340	198.9	6:42.182	4	1	1:37.966	26.968	35.658	35.340	198.9	6:42.182
5	1	1:34.878	26.670	34.604	33.604	202.2	8:17.060	5	1	1:34.878	26.670	34.604	33.604	202.2	8:17.060
6	1	1:34.548	26.924	34.268	33.356	192.5	9:51.608	6	1	1:34.548	26.924	34.268	33.356	192.5	9:51.608
7	1	1:36.046	27.208	34.812	34.026	183.1	11:27.654	7	1	1:36.046	27.208	34.812	34.026	183.1	11:27.654
8	1	1:35.332	26.778	34.670	33.884	208.1	13:02.986	8	1	1:35.332	26.778	34.670	33.884	208.1	13:02.986
9	1	1:39.778	27.875	36.909	34.994	185.2	14:42.764	9	1	1:39.778	27.875	36.909	34.994	185.2	14:42.764
10	1	1:36.883	27.542	35.504	33.837	192.9	16:19.647	10	1	1:36.883	27.542	35.504	33.837	192.9	16:19.647
11	1	1:36.222	27.520	34.936	33.766	196.4	17:55.869	11	1	1:36.222	27.520	34.936	33.766	196.4	17:55.869
12	1	4:15.123 B	27.860	40.255	3:07.008	190.8	22:10.992	12	1	4:15.123 B	27.860	40.255	3:07.008	190.8	22:10.992
13	2	1:49.977	37.614	38.308	34.055	126.8	24:00.969	13	2	1:49.977	37.614	38.308	34.055	126.8	24:00.969
14	2	1:35.986	27.201	34.939	33.846	189.8	25:36.955	14	2	1:35.986	27.201	34.939	33.846	189.8	25:36.955
15	2	2:13.180	26.989	48.226	57.965	188.5	27:50.135	15	2	2:13.180	26.989	48.226	57.965	188.5	27:50.135
16	2	2:39.132	54.562	57.776	46.794	62.7	30:29.267	16	2	2:39.132	54.562	57.776	46.794	62.7	30:29.267
17	2	1:35.969	27.752	34.648	33.569	179.7	32:05.236	17	2	1:35.969	27.752	34.648	33.569	179.7	32:05.236
18	2	1:34.568	26.603	34.580	33.385	204.9	33:39.804	18	2	1:34.568	26.603	34.580	33.385	204.9	33:39.804
19	2	1:34.470	26.321	34.426	33.723	213.4	35:14.274	19	2	1:34.470	26.321	34.426	33.723	213.4	35:14.274
20	2	1:36.860	26.714	36.325	33.821	212.6	36:51.134	20	2	1:36.860	26.714	36.325	33.821	212.6	36:51.134
192 Jaguar E-Type 3.8 1961 1. Marc GORDON 2. Nick FINBURGH GT4															
1	1	1:51.361	28.240	35.826	47.295	204.9	26:54.255	1	1	1:51.361	28.240	35.826	47.295	204.9	26:54.255





SIXTIES' ENDURANCE GRAND PRIX DE L'AGE D'OR QUALIFYING

Sector Analysis

■ Personal Best
 ■ Session Best
 B Crossing the finish line in pit lane

Lap	D	Time	Sector 1	Sector 2	Sector 3	T. Spd	Elapsed	Lap	D	Time	Sector 1	Sector 2	Sector 3	T. Spd	Elapsed
5	2	1:39.135	27.107	36.275	35.753	203.0	9:44.598								
6	2	5:50.875 B	30.279	40.795	4:39.801	175.3	15:35.473								
7	1	1:51.274	36.561	38.558	36.155	118.3	17:26.747								
8	1	1:53.281	27.243	36.747	49.291	210.9	19:20.028								
9	1	2:27.873	43.898	48.997	54.978	102.7	21:47.901								
10	1	1:44.441	28.677	38.726	37.038	185.6	23:32.342								
11	1	1:41.979	28.152	37.517	36.310	210.5	25:14.321								
12	1	2:03.514	27.389	37.516	58.609	198.5	27:17.835								
13	1	2:39.285	45.673	46.753	1:06.859	82.3	29:57.120								
14	1	1:47.007	33.953	37.440	35.614	109.6	31:44.127								
15	1	1:40.918	26.773	38.328	35.817	210.5	33:25.045								
16	1	1:42.231	26.570	39.431	36.230	214.3	35:07.276								
17	1	1:44.597	26.965	42.343	35.289	215.1	36:51.873								
18	1	1:41.177	27.816	37.764	35.597	200.0	38:33.050								

472 Lotus Elan 26R 1965
 1. Nick MATTHEWS
 2. Miles GRIFFITHS
 GT2

1	1	3:31.478	2:12.104	41.008	38.366	104.4	3:31.478								
2	1	1:48.364	30.201	39.714	38.449	171.7	5:19.842								
3	1	1:39.193	27.234	36.760	35.199	207.7	6:59.035								
4	1	1:41.427	28.149	37.124	36.154	184.3	8:40.462								
5	1	1:40.842	27.780	36.862	36.200	211.8	10:21.304								
6	1	1:40.922	27.913	36.865	36.144	202.6	12:02.226								
7	1	1:39.760	27.815	36.559	35.386	204.2	13:41.986								
8	1	1:39.284	27.666	36.219	35.399	197.1	15:21.270								
9	1	3:24.059 B	28.676	37.146	2:18.237	168.2	18:45.329								
10	2	2:48.271	55.274	51.577	1:01.420	80.8	21:33.600								
11	2	1:44.792	31.019	38.290	35.483	144.2	23:18.392								
12	2	1:37.681	27.078	35.781	34.822	207.3	24:56.073								
13	2	1:40.852	26.671	35.611	38.570	206.9	26:36.925								
14	2	4:35.410 B	45.596	50.493	2:59.321	83.9	31:12.335								
15	2	1:45.477	34.663	35.701	35.113	135.5	32:57.812								
16	2	1:36.177	26.731	34.911	34.535	209.3	34:33.989								
17	2	1:37.154	26.532	34.869	35.753	214.7	36:11.143								
18	2	1:35.774	26.522	34.752	34.500	210.1	37:46.917								
19	2	1:38.124	26.703	36.350	35.071	212.2	39:25.041								
20	2	1:36.475	26.482	34.906	35.087	214.7	41:01.516								