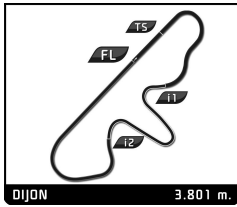


# SIXTIES' ENDURANCE GRAND PRIX DE L'AGE D'OR PRIVATE PRACTICE

## Sector Analysis

■ Personal Best   
 ■ Session Best   
 ■ Crossing the finish line in pit lane

Lap	D	Time	Sector 1	Sector 2	Sector 3	T. Spd	Elapsed	Lap	D	Time	Sector 1	Sector 2	Sector 3	T. Spd	Elapsed	
<b>2</b>		<b>Jaguar E-Type 3.8 1964</b> 1. Guy Fabrice MESTROT 2. José DA ROCHA							GT4							
1	1	4:19.725	3:01.474	39.088	39.163	101.2	4:19.725	12	2	<span style="color: green;">1:38.025</span>	<span style="color: green;">27.192</span>	35.989	34.844	203.4	24:57.137	
2	1	5:35.048 <b>B</b>	30.183	38.313	4:26.552	168.2	9:54.773	1	1	4:03.663	2:37.677	44.602	41.384	107.0	4:03.663	
3	2	1:52.015	38.147	<span style="color: green;">37.649</span>	36.219	121.3	11:46.788	2	1	1:50.944	35.051	40.140	35.753	133.2	5:54.607	
4	2	<span style="color: green;">1:45.386</span>	<span style="color: green;">29.198</span>	40.022	<span style="color: green;">36.166</span>	169.3	13:32.174	3	1	1:42.113	29.185	36.388	36.540	168.2	7:36.720	
5	2	11:33.672 <b>B</b>	34.869	48.347	...	148.8	25:05.846	4	1	1:40.079	28.825	36.201	35.053	184.3	9:16.799	
<b>3</b>		<b>Shelby Cobra Daytona Coupe 1965</b> 1. Armand MILLE 2. Yves SCEMAMA							GT5							
1	1	11:18.156	...	35.838	33.957	117.1	11:18.156	5	1	1:38.448	28.834	35.208	34.406	167.2	10:55.247	
2	1	1:38.265	28.097	36.296	33.872	187.5	12:56.421	6	1	<span style="color: green;">1:36.057</span>	<span style="color: green;">27.356</span>	34.771	<span style="color: green;">33.930</span>	190.8	12:31.304	
3	1	5:05.921 <b>B</b>	27.560	40.269	3:58.092	187.5	18:02.342	7	1	5:57.664 <b>B</b>	28.462	36.376	4:52.826	182.7	18:28.968	
4	1	1:46.324	34.876	37.012	34.436	141.7	19:48.666	8	1	1:51.360	40.232	36.468	34.660	111.2	20:20.328	
5	1	1:36.215	27.433	35.209	33.573	179.4	21:24.881	9	1	1:39.928	28.283	35.301	36.344	184.0	22:00.256	
6	1	1:35.055	27.371	<span style="color: green;">34.429</span>	<span style="color: green;">33.255</span>	185.2	22:59.936	10	1	1:36.797	27.609	35.072	34.116	197.4	23:37.053	
7	1	<span style="color: green;">1:34.725</span>	<span style="color: green;">26.864</span>	34.471	33.390	196.4	24:34.661	11	1	1:37.396	28.154	<span style="color: green;">34.552</span>	34.690	170.3	25:14.449	
<b>7</b>		<b>Lotus Elan 26R 1963</b> 1. Eugène DELEPLANQUE							GT2							
1	1	3:00.586	1:43.330	39.961	37.295	114.3	3:00.586	1	2	3:23.470	2:03.626	40.937	38.907	111.9	3:23.470	
2	1	1:43.044	29.366	37.551	36.127	196.0	4:43.630	2	2	1:48.145	32.190	38.966	<span style="color: green;">36.989</span>	176.5	5:11.615	
3	1	1:41.791	28.568	37.165	36.058	187.8	6:25.421	3	2	1:45.371	29.590	37.544	38.237	169.3	6:56.986	
4	1	<span style="color: green;">1:40.009</span>	27.980	36.171	35.858	190.8	8:05.430	4	2	1:50.480	30.383	40.719	39.378	175.3	8:47.466	
5	1	3:07.416 <b>B</b>	28.136	36.694	2:02.586	172.8	11:12.846	5	2	1:48.305	31.046	37.534	39.725	163.1	10:35.771	
6	1	1:48.061	34.968	37.356	35.737	134.7	13:00.907	6	2	<span style="color: green;">1:44.002</span>	<span style="color: green;">29.133</span>	<span style="color: green;">37.473</span>	37.396	179.4	12:19.773	
7	1	5:22.794 <b>B</b>	<span style="color: green;">27.176</span>	42.169	4:13.449	214.3	18:23.701	7	2	6:31.058 <b>B</b>	30.493	39.163	5:21.402	180.9	18:50.831	
8	1	1:47.702	35.328	36.840	<span style="color: green;">35.534</span>	133.3	20:11.403	8	1	1:57.983	39.415	39.919	38.649	123.9	20:48.814	
9	1	1:40.614	27.656	36.998	35.960	194.6	21:52.017	9	1	1:49.500	31.228	39.980	38.292	149.2	22:38.314	
10	1	1:40.787	28.992	36.158	35.637	181.2	23:32.804	10	1	1:50.736	32.478	39.898	38.360	156.1	24:29.050	
11	1	1:40.406	27.628	<span style="color: green;">36.098</span>	36.680	199.3	25:13.210									
<b>9</b>		<b>Jaguar E-Type 3.8 1964</b> 1. Maurizio BIANCO							GT4							
1	1	5:38.686 <b>B</b>	2:08.559	41.346	2:48.781	109.0	5:38.686	1	1	2:18.758	1:05.329	37.578	35.851	135.0	2:18.758	
2	1	1:49.904	37.432	36.902	35.570	122.3	7:28.590	2	1	1:43.539	30.515	37.078	35.946	189.5	4:02.297	
3	1	3:46.302 <b>B</b>	31.118	38.435	2:36.749	154.7	11:14.892	3	1	1:42.003	31.766	36.175	34.062	164.1	5:44.300	
4	1	1:58.780	43.087	40.306	35.387	99.5	13:13.672	4	1	2:58.080 <b>B</b>	27.991	36.916	1:53.173	178.8	8:42.380	
5	1	5:23.735 <b>B</b>	29.005	51.559	4:03.171	161.7	18:37.407	5	1	1:45.533	34.786	36.905	33.842	147.3	10:27.913	
6	1	1:49.249	38.546	<span style="color: green;">36.439</span>	<span style="color: green;">34.264</span>	119.1	20:26.656	6	1	1:38.408	27.427	35.832	35.149	190.1	12:06.321	
7	1	<span style="color: green;">1:41.413</span>	<span style="color: green;">28.069</span>	37.674	35.670	181.5	22:08.069	7	1	5:37.856 <b>B</b>	27.486	36.726	4:33.644	181.2	17:44.177	
8	1	1:41.758	28.287	36.651	36.820	175.3	23:49.827	8	1	1:44.400	34.641	35.593	34.166	119.7	19:28.577	
<b>11</b>		<b>Shelby Cobra 289 1965</b> 1. Frederic WAKEMAN 2. Patrick BLAKENEY-EDWAR							GT5							
1	1	2:47.072	1:28.128	40.905	38.039	103.2	2:47.072	9	1	1:36.885	28.145	34.790	33.950	184.3	21:05.462	
2	1	1:46.464	33.046	38.499	34.919	126.8	4:33.536	10	1	<span style="color: green;">1:35.325</span>	27.243	<span style="color: green;">34.527</span>	33.555	191.8	22:40.787	
3	1	1:42.319	28.996	37.441	35.882	180.3	6:15.855	11	1	1:38.166	28.793	35.972	<span style="color: green;">33.401</span>	171.7	24:18.953	
4	1	1:40.886	29.100	36.505	35.281	191.5	7:56.741									
5	1	1:38.812	28.718	<span style="color: green;">36.244</span>	<span style="color: green;">33.850</span>	190.8	9:35.553									
6	1	1:38.210	28.400	<span style="color: green;">35.644</span>	34.166	193.9	11:13.763									
7	1	1:42.652	30.109	37.962	34.581	168.5	12:56.415									
8	1	5:12.972 <b>B</b>	28.757	42.381	4:01.834	200.0	18:09.387									
9	2	1:50.920	37.247	37.788	35.885	117.3	20:00.307									
10	2	1:40.104	28.710	36.702	34.692	185.9	21:40.411									
11	2	1:38.701	27.776	36.786	34.139	190.8	23:19.112									
<b>12</b>		<b>Shelby Cobra 289 1963</b> 1. Charles de VILLAUCOURT							GT5							
1	1	4:03.663	2:37.677	44.602	41.384	107.0	4:03.663									
2	1	1:50.944	35.051	40.140	35.753	133.2	5:54.607									
3	1	1:42.113	29.185	36.388	36.540	168.2	7:36.720									
4	1	1:40.079	28.825	36.201	35.053	184.3	9:16.799									
5	1	1:38.448	28.834	35.208	34.406	167.2	10:55.247									
6	1	<span style="color: green;">1:36.057</span>	<span style="color: green;">27.356</span>	34.771	<span style="color: green;">33.930</span>	190.8	12:31.304									
7	1	5:57.664 <b>B</b>	28.462	36.376	4:52.826	182.7	18:28.968									
8	1	1:51.360	40.232	36.468	34.660	111.2	20:20.328									
9	1	1:39.928	28.283	35.301	36.344	184.0	22:00.256									
10	1	1:36.797	27.609	35.072	34.116	197.4	23:37.053									
11	1	1:37.396	28.154	<span style="color: green;">34.552</span>	34.690	170.3	25:14.449									
<b>14</b>		<b>Lotus Elan 26R 1965</b> 1. Wolfgang MOLITOR 2. Christian MOLITOR							GT2							
1	2	3:23.470	2:03.626	40.937	38.907	111.9	3:23.470									
2	2	1:48.145	32.190	38.966	<span style="color: green;">36.989</span>	176.5	5:11.615									
3	2	1:45.371	29.590	37.544	38.237	169.3	6:56.986									
4	2	1:50.480	30.383	40.719	39.378	175.3	8:47.466									
5	2	1:48.305	31.046	37.534	39.725	163.1	10:35.771									
6	2	<span style="color: green;">1:44.002</span>	<span style="color: green;">29.133</span>	<span style="color: green;">37.473</span>	37.396	179.4	12:19.773									
7	2	6:31.058 <b>B</b>	30.493	39.163	5:21.402	180.9	18:50.831									
8	1	1:57.983	39.415	39.919	38.649	123.9	20:48.814									
9	1	1:49.500	31.228	39.980	38.292	149.2	22:38.314									
10	1	1:50.736	32.478	39.898	38.360	156.1	24:29.050									
<b>15</b>		<b>Shelby Cobra 289 1964</b> 1. Jeremy COTTINGHAM 2. James COTTINGHAM							GT5							
1	1	2:18.758	1:05.329	37.578	35.851	135.0	2:18.758									
2	1	1:43.539	30.515	37.078	35.946	189.5	4:02.297									
3	1	1:42.003	31.766	36.175	34.062	164.1	5:44.300									
4	1	2:58.080 <b>B</b>	27.991	36.916	1:53.173	178.8	8:42.380									
5	1	1:45.533	34.786	36.905	33.842	147.3	10:27.913									
6	1	1:38.408	27.427	35.832	35.149	190.1	12:06.321									
7	1	5:37.856 <b>B</b>	27.486	36.726	4:33.644	181.2	17:44.177									
8	1	1:44.400	34.641	35.593	34.166	119.7	19:28.577									
9	1	1:36.885	28.145	34.790	33.950	184.3	21:05.462									
10	1	<span style="color: green;">1:35.325</span>	27.243	<span style="color: green;">34.527</span>	33.555	191.8	22:40.787									
11	1	1:38.166	28.793	35.972	<span style="color: green;">33.401</span>	171.7	24:18.953									
<b>21</b>		<b>Lotus 15 1958</b> 1. Michael BIRCH 2. Gareth BURNETT							SP3							
1	1	2:47.921	1:30.688	39.334	37.899											



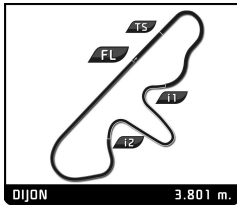
# SIXTIES' ENDURANCE GRAND PRIX DE L'AGE D'OR PRIVATE PRACTICE

## Sector Analysis

■ Personal Best ■ Session Best B Crossing the finish line in pit lane

Lap	D	Time	Sector 1	Sector 2	Sector 3	T. Spd	Elapsed	Lap	D	Time	Sector 1	Sector 2	Sector 3	T. Spd	Elapsed	
<b>24</b>	Jaguar E-Type 3.8 1963 1. François FILLON 2. André RAULIN							GT4	4	1	1:36.991	27.620	35.690	33.681	186.9	8:56.714
	2	2:02.397	32.755	45.260	44.382	154.5	8:04.498	5	1	5:09.125 B	29.142	36.876	4:03.107	186.5	14:05.839	
	6	1	3:28.507 B				17:34.346	7	1	1:50.937	40.396	36.388	34.153	124.1	19:25.283	
	8	1	1:38.698	27.596	36.016	35.086	177.3	21:03.981	9	1	1:34.671	26.885	34.498	33.288	192.9	22:38.652
	10	1	1:37.979	29.374	35.482	33.123	175.9	24:16.631								
<b>31</b>	Shelby Cobra 289 1964 1. Charles FIRMENICH 2. Benjamin MONNAY							GT5	1	1	3:30.231	2:19.141	35.830	35.260	132.5	3:30.231
	2	1	1:36.128	27.006	35.117	34.005	201.9	5:06.359	3	1	1:35.558	27.207	34.720	33.631	202.2	6:41.917
	4	1	1:34.464	26.569	34.431	33.464	213.4	8:16.381	5	1	1:34.429	26.864	34.294	33.271	216.4	9:50.810
	6	1	1:33.724	26.358	34.106	33.260	224.1	11:24.534	7	1	6:54.071 B	26.223	36.082	5:51.766	216.0	18:18.605
	8	1	1:44.086	35.356	34.623	34.107	138.3	20:02.691	9	1	1:35.890	27.524	34.609	33.757	193.9	21:38.581
	10	1	1:33.816	26.518	33.912	33.386	227.8	23:12.397	11	1	1:33.605	26.390	34.098	33.117	215.6	24:46.002
<b>43</b>	Jaguar E-Type Coupe 3.8 1965 1. James THORPE 2. Phil QUAIFE							GT4	1	1	4:43.912	3:22.921	41.697	39.294	100.0	4:43.912
	2	1	1:38.022	27.046	35.929	35.047	196.7	3:28.523	3	1	1:45.106	29.985	38.011	37.110	149.2	8:17.008
	3	1	2:07.569	1:00.047	34.790	32.732	214.3	5:36.092	4	1	1:44.640	29.781	37.729	37.130	160.7	10:01.648
	4	1	1:34.272	26.349	34.314	33.609	202.2	7:10.364	5	1	1:44.350	29.881	37.349	37.120	150.4	11:45.998
	5	1	1:39.287	27.413	36.812	35.062	175.0	8:49.651	6	1	1:46.355	29.596	39.267	37.492	156.3	13:32.353
	6	1	1:38.545	29.361	35.580	33.604	174.5	10:28.196	7	1	5:20.695 B	36.451	50.420	3:53.824	130.9	18:53.048
	7	1	1:36.759	27.615	35.702	33.442	191.2	12:04.955	8	1	1:56.212	37.811	40.012	38.389	123.4	20:49.260
	8	1	5:36.149 B	27.854	35.708	4:32.587	195.7	17:41.104	9	1	1:49.548	31.601	39.560	38.387	138.6	22:38.808
	9	1	1:45.187	35.833	36.312	33.042	121.5	19:26.291	10	1	1:47.383	30.361	39.655	37.367	156.5	24:26.191
	10	1	1:36.796	27.092	34.860	34.844	184.6	21:03.087								
	11	1	1:34.037	26.292	33.842	33.903	204.2	22:37.124								
	12	1	1:32.980	26.316	33.794	32.870	196.0	24:10.104								
<b>48</b>	Lotus Elan 26R 1965 1. Steve JONES 2. Christopher ATKINSON							GT2	1	2	3:32.309	2:11.289	40.987	40.033	113.0	3:32.309
	2	2	1:43.405	29.682	37.609	36.114	179.7	5:15.714	3	2	1:40.266	28.158	36.100	36.008	177.9	6:55.980
	4	2	1:39.968	28.121	36.255	35.592	165.1	8:35.948	5	2	1:39.516	27.431	36.306	35.779	190.8	10:15.464
	6	2	1:42.507	28.173	37.805	36.529	194.2	11:57.971	7	2	1:40.673	27.386	37.242	36.045	195.3	13:38.644
	8	2	6:14.512 B	35.036	52.004	4:47.472	131.9	19:53.156	9	1	1:57.905	38.642	41.651	37.612	118.4	21:51.061
	10	1	1:43.337	28.895	38.275	36.167	177.0	23:34.398	11	1	1:40.377	27.831	36.586	35.960	189.8	25:14.775
<b>51</b>	Shelby Cobra 289 1963 1. Maxime GUENAT 2. Guillaume MAHE							GT5	1	1	3:30.231	2:19.141	35.830	35.260	132.5	3:30.231
	2	1	1:36.128	27.006	35.117	34.005	201.9	5:06.359	3	1	1:35.558	27.207	34.720	33.631	202.2	6:41.917
	4	1	1:34.464	26.569	34.431	33.464	213.4	8:16.381	5	1	1:34.429	26.864	34.294	33.271	216.4	9:50.810
	6	1	1:33.724	26.358	34.106	33.260	224.1	11:24.534	7	1	6:54.071 B	26.223	36.082	5:51.766	216.0	18:18.605
	8	1	1:44.086	35.356	34.623	34.107	138.3	20:02.691	9	1	1:35.890	27.524	34.609	33.757	193.9	21:38.581
	10	1	1:33.816	26.518	33.912	33.386	227.8	23:12.397	11	1	1:33.605	26.390	34.098	33.117	215.6	24:46.002
<b>54</b>	Austin-Healey 3000 Mk II 1965 1. Philipp ZUMSTEIN							GT3	1	1	4:43.912	3:22.921	41.697	39.294	100.0	4:43.912
	2	1	1:47.990	31.483	38.604	37.903	147.9	6:31.902	3	1	1:45.106	29.985	38.011	37.110	149.2	8:17.008
	4	1	1:44.640	29.781	37.729	37.130	160.7	10:01.648	5	1	1:44.350	29.881	37.349	37.120	150.4	11:45.998
	6	1	1:46.355	29.596	39.267	37.492	156.3	13:32.353	7	1	5:20.695 B	36.451	50.420	3:53.824	130.9	18:53.048
	8	1	1:56.212	37.811	40.012	38.389	123.4	20:49.260	9	1	1:49.548	31.601	39.560	38.387	138.6	22:38.808
	10	1	1:47.383	30.361	39.655	37.367	156.5	24:26.191								
<b>60</b>	Lotus Elan 26R 1963 1. Guillaume MINGOT 2. Jérôme CATTELIN							GT2	1	2	3:32.309	2:11.289	40.987	40.033	113.0	3:32.309
	2	2	1:43.405	29.682	37.609	36.114	179.7	5:15.714	3	2	1:40.266	28.158	36.100	36.008	177.9	6:55.980
	4	2	1:39.968	28.121	36.255	35.592	165.1	8:35.948	5	2	1:39.516	27.431	36.306	35.779	190.8	10:15.464
	6	2	1:42.507	28.173	37.805	36.529	194.2	11:57.971	7	2	1:40.673	27.386	37.242	36.045	195.3	13:38.644
	8	2	6:14.512 B	35.036	52.004	4:47.472	131.9	19:53.156	9	1	1:57.905	38.642	41.651	37.612	118.4	21:51.061
	10	1	1:43.337	28.895	38.275	36.167	177.0	23:34.398	11	1	1:40.377	27.831	36.586	35.960	189.8	25:14.775
<b>61</b>	Morgan SLR 1961 1. Simon OREBI GANN 2. Brett SYNDERCOMBE							GT3	1	1	3:18.107	1:59.278	40.495	38.334	110.1	3:18.107
	2	1	1:44.972	29.100	38.114	37.758	195.7	5:03.079	3	1	1:46.022	29.590	38.818	37.614	200.4	6:49.101
	4	1	1:42.959	28.210	37.725	37.024	195.7	8:32.060	5	1	1:45.497	29.770	38.348	37.379	159.8	10:17.557
	6	1	1:46.575	28.936	40.674	36.965	203.4	12:04.132								



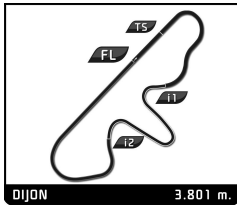


# SIXTIES' ENDURANCE GRAND PRIX DE L'AGE D'OR PRIVATE PRACTICE

## Sector Analysis

■ Personal Best   
 ■ Session Best   
 ■ Crossing the finish line in pit lane

Lap	D	Time	Sector 1	Sector 2	Sector 3	T. Spd	Elapsed	Lap	D	Time	Sector 1	Sector 2	Sector 3	T. Spd	Elapsed
7	1	7:42.111	B	28.229	37.929	6:35.953	206.1	19:46.243							
8	2	2:14.803		44.502	46.682	43.619	96.4	22:01.046							
9	2	1:54.695		31.875	41.906	40.914	170.1	23:55.741							
<b>63</b>	Lotus Elan 26R 1965 1. Patrick JACK 2. Rory JACK GT2														
1	1	2:49.604		1:32.461	39.068	38.075	120.8	2:49.604							
2	1	1:47.115		30.832	39.272	37.011	159.5	4:36.719							
3	1	1:43.425		28.262	38.813	36.350	193.2	6:20.144							
4	1	1:42.634		27.679	37.060	37.895	201.5	8:02.778							
5	1	1:41.109		28.020	37.020	<b>36.069</b>	189.5	9:43.887							
6	1	1:40.973		27.763	36.810	36.400	191.8	11:24.860							
7	1	<b>1:39.994</b>		<b>27.519</b>	36.360	36.115	205.7	13:04.854							
8	1	6:18.962	B	28.250	41.858	5:08.854	204.5	19:23.816							
9	1	1:51.602		39.111	36.418	36.073	112.0	21:15.418							
10	1	1:40.501		27.817	<b>36.016</b>	36.668	203.8	22:55.919							
11	1	1:41.220		28.165	36.141	36.914	199.3	24:37.139							
<b>67</b>	Shelby Mustang GT350 1965 1. Thomas STUDER GT5														
1	1	4:40.643		3:18.753	42.968	38.922	82.8	4:40.643							
2	1	1:41.633		29.150	36.812	35.671	184.3	6:22.276							
3	1	1:39.603		28.240	35.906	35.457	179.7	8:01.879							
4	1	1:39.922		28.134	36.349	35.439	183.4	9:41.801							
5	1	<b>1:38.625</b>		27.821	35.707	35.097	189.1	11:20.426							
6	1	7:14.854	B	28.911	36.621	6:09.322	178.8	18:35.280							
7	1	1:51.246		39.683	36.490	<b>35.073</b>	116.3	20:26.526							
8	1	1:39.107		<b>27.676</b>	<b>35.495</b>	35.936	190.8	22:05.633							
9	1	1:44.052		28.480	37.953	37.619	183.1	23:49.685							
<b>68</b>	Jaguar E-Type 3.8 1962 1. Christian SCHOEDEL 2. Dirk EBELING GT4														
1	1	3:32.973		2:15.107	41.340	36.526	107.8	3:32.973							
2	1	1:45.520		30.886	38.412	36.222	168.5	5:18.493							
3	1	1:40.890		28.888	37.274	<b>34.728</b>	180.6	6:59.383							
4	1	1:45.511		29.246	40.230	36.035	191.2	8:44.894							
5	1	1:41.318		<b>27.702</b>	38.589	35.027	196.7	10:26.212							
6	1	<b>1:38.508</b>		28.056	<b>35.401</b>	35.051	203.4	12:04.720							
7	1	6:36.731	B	28.661	38.443	5:29.627	183.7	18:41.451							
8	2	1:53.633		37.421	39.214	36.998	133.3	20:35.084							
9	2	1:43.733		29.937	37.543	36.253	166.4	22:18.817							
10	2	1:42.251		28.962	37.079	36.210	164.1	24:01.068							
<b>70</b>	Shelby Cobra Daytona Coupe 1964 1. Pierre-Alain FRANCE 2. Erwin FRANCE GT5														
1	1	4:11.399		2:56.881	39.711	34.807	103.7	4:11.399							
2	1	1:40.502		28.650	38.052	33.800	196.7	5:51.901							
3	1	1:37.184		26.606	36.666	33.912	214.7	7:29.085							
4	1	1:36.789		27.924	35.458	33.407	178.5	9:05.874							
5	1	1:36.796		27.612	35.607	33.577	194.6	10:42.670							
6	1	8:31.439	B	27.040	35.316	7:29.083	216.4	19:14.109							
7	1	1:52.537		43.505	35.298	33.734	92.7	21:06.646							
8	1	<b>1:34.201</b>		26.565	34.354	33.282	201.9	22:40.847							
9	1	1:34.655		27.523	<b>34.183</b>	<b>32.949</b>	195.3	24:15.502							
10	1	12:53.101	B	<b>26.327</b>	33.925	...	196.4	37:08.603							
<b>72</b>	Shelby Cobra 289 1963 1. Richard COOK 2. Harvey STANLEY GT5														
1	2	2:13.083		1:03.261	35.161	34.661	138.3	2:13.083							
2	2	1:39.265		28.102	34.866	36.297	210.5	3:52.348							
3	2	1:34.923		26.875	<b>34.036</b>	34.012	220.4	5:27.271							
4	2	1:37.797		27.765	34.729	35.303	218.2	7:05.068							
5	2	1:37.484		26.676	36.539	34.269	217.3	8:42.552							
6	2	<b>1:34.054</b>		<b>26.496</b>	34.081	<b>33.477</b>	219.1	10:16.606							
7	2	14:53.321	B	27.520	36.534	...	221.3	25:09.927							
<b>75</b>	Lotus Elan 26R 1965 1. Simon EVANS 2. James LITTLEJOHN GT2														
1	1	2:00.153		47.115	36.829	36.209	124.7	2:00.153							
2	1	1:40.597		28.791	36.272	35.534	203.0	3:40.750							
3	1	1:40.063		28.186	35.722	36.155	172.2	5:20.813							
4	1	1:38.044		<b>26.871</b>	35.604	35.569	211.4	6:58.857							
5	1	1:43.379		29.020	38.555	35.804	204.9	8:42.236							
6	1	1:38.535		27.550	35.426	35.559	207.3	10:20.771							
7	1	1:39.922		27.112	36.787	36.023	196.4	12:00.693							
8	1	1:46.521		28.414	37.622	40.485	206.5	13:47.214							
9	1	4:29.385	B	29.676	53.194	3:06.515	168.0	18:16.599							
10	1	1:48.264		35.300	35.874	37.090	133.2	20:04.863							
11	1	1:43.298		27.246	40.124	35.928	211.8	21:48.161							
12	1	<b>1:37.430</b>		26.997	<b>35.401</b>	35.032	208.9	23:25.591							
13	1	1:40.202		28.653	36.665	<b>34.884</b>	184.3	25:05.793							
<b>85</b>	Lotus Elan 26R 1964 1. Stephen BOND 2. Cliff GRAY GT2														
1	1	6:17.031		5:01.790	39.215	36.026	105.8	6:17.031							
2	1	1:40.464		28.343	36.635	35.486	168.2	7:57.495							
3	1	<b>1:39.996</b>		28.542	<b>36.541</b>	<b>34.913</b>	172.8	9:37.491							
<b>88</b>	Jaguar E-Type 3.8 1963 1. Jean-Marc RIVET-FUSIL GT4														
1	1	4:22.264		3:04.104	40.117	38.043	112.3	4:22.264							
2	1	1:47.605		31.736	38.512	37.357	149.2	6:09.869							
3	1	<b>1:45.125</b>		30.194	36.718	38.213	179.7	7:54.994							
4	1	5:00.665	B	<b>30.027</b>	38.791	3:51.847	176.5	12:55.659							
5	1	5:10.243	B	38.739	42.880	3:48.624	127.8	18:05.902							
6	1	1:54.567		39.739	37.943	36.885	108.9	20:00.469							
7	1	1:49.488		31.073	41.256	37.159	149.4	21:49.957							
8	1	1:46.610		30.945	38.895	<b>36.770</b>	158.4	23:36.567							
9	1	1:43.500		30.706	<b>36.435</b>	36.359	165.4	25:20.067							
<b>90</b>	Jaguar E-Type 3.8 1964 1. Carlos F. CRUZ GT4														
1	1	4:18.537		2:55.460	43.566	39.511	98.7	4:18.537							
2	1	1:46.498		30.951	37.927	37.620	169.3	6:05.035							
3	1	1:44.719		30.193	37.680	36.846	176.2	7:49.754							
4	1	1:44.281		29.760	37.369	37.152	185.2	9:34.035							
5	1	<b>1:42.974</b>		30.695	<b>36.559</b>	<b>35.720</b>	181.2	11:17.009							
<b>94</b>															



# SIXTIES' ENDURANCE GRAND PRIX DE L'AGE D'OR PRIVATE PRACTICE

## Sector Analysis

■ Personal Best   
 ■ Session Best   
 ■ Crossing the finish line in pit lane

Lap	D	Time	Sector 1	Sector 2	Sector 3	T. Spd	Elapsed
3	1	1:40.859	29.406	36.120	35.333	172.2	5:27.078
4	1	1:39.430	27.730	36.582	35.118	212.6	7:06.508
5	1	1:40.633	28.395	37.067	35.171	180.9	8:47.141
6	1	1:40.746	29.484	36.778	34.484	166.9	10:27.887
7	1	1:40.582	29.040	36.025	35.517	180.6	12:08.469
8	1	5:45.911 B	28.897	37.186	4:39.828	176.5	17:54.380
9	2	1:55.571	39.484	38.562	37.525	115.8	19:49.951
10	2	1:43.653	30.783	37.120	35.750	172.8	21:33.604
11	2	1:39.967	27.845	36.808	35.314	198.2	23:13.571
12	2	1:39.060	27.629	36.234	35.197	201.9	24:52.631

99	Lotus XI 1500 1956						
	1. Serge KRIKNOFF <span style="float: right;">SP2</span>						
1	1	22:40.488	...	37.551	38.876	110.7	22:40.488

104	Austin-Healey 104 Mk II 1962						
	1. François de CHANTERAC <span style="float: right;">GT3</span> 2. Jérémy DA ROCHA						
1	1	3:10.028	1:41.742	44.271	44.015	100.4	3:10.028
2	1	2:01.823	36.903	42.479	42.441	138.3	5:11.851
3	1	1:56.732	32.752	41.610	42.370	158.1	7:08.583
4	1	1:58.056	34.378	41.876	41.802	153.6	9:06.639
5	1	1:55.254	31.969	40.545	42.740	165.4	11:01.893
6	1	8:54.578 B	36.896	47.541	7:30.141	131.4	19:56.471
7	1	2:06.770	42.222	41.130	43.418	111.3	22:03.241
8	1	1:55.173	33.430	40.119	41.624	164.9	23:58.414

109	Shelby Cobra Daytona Coupe 1965						
	1. Olivier BREITMAYER <span style="float: right;">GT5</span> 2. Emile BREITMAYER						
1	1	3:56.140	2:42.960	38.001	35.179	134.8	3:56.140
2	1	1:37.618	28.038	35.669	33.911	199.3	5:33.758
3	1	1:34.973	26.513	34.594	33.866	217.7	7:08.731
4	1	1:38.133	27.728	35.902	34.503	189.1	8:46.864
5	1	1:33.913	26.433	34.303	33.177	203.4	10:20.777
6	1	1:35.782	26.023	35.942	33.817	224.5	11:56.559
7	1	1:37.915	26.071	36.192	35.652	229.3	13:34.474
8	1	5:58.776 B	35.994	50.982	4:31.800	132.5	19:33.250
9	1	1:50.415	37.517	37.884	35.014	131.2	21:23.665
10	1	1:40.895	30.040	35.526	35.329	220.4	23:04.560
11	1	1:36.562	26.787	35.519	34.256	209.7	24:41.122

114	MG B 1963						
	1. Cédric TERNOIS <span style="float: right;">GT2</span> 2. Sébastien MORALES						
1	1	4:13.007	2:44.399	44.510	44.098	84.3	4:13.007
2	1	1:59.188	32.393	41.806	44.989	171.7	6:12.195
3	1	2:00.571	31.875	44.642	44.054	176.2	8:12.766
4	1	1:55.235	31.422	41.528	42.285	172.2	10:08.001

126	Lotus 15 1958						
	1. Sandy WATSON <span style="float: right;">SP3</span> 2. Mark LEWIS						
1	2	3:40.276	2:19.902	41.605	38.769	113.8	3:40.276
2	2	1:46.902	31.763	38.175	36.964	152.8	5:27.178
3	2	1:43.245	30.346	36.608	36.291	155.4	7:10.423
4	2	1:44.104	31.711	36.440	35.953	162.7	8:54.527
5	2	1:45.678	30.763	38.780	36.135	176.5	10:40.205
6	2	1:40.078	28.946	35.739	35.393	182.4	12:20.283
7	2	6:10.874 B	28.874	38.401	5:03.599	180.9	18:31.157
8	2	1:50.571	39.308	36.513	34.750	105.7	20:21.728

Lap	D	Time	Sector 1	Sector 2	Sector 3	T. Spd	Elapsed
9	2	1:40.462	28.267	35.556	36.639	174.8	22:02.190

133	Alfa Romeo Giulia Sprint GTA 1965						
	1. Daniel REINHARDT <span style="float: right;">GT2</span>						
1	1	3:30.433	2:06.344	43.055	41.034	103.6	3:30.433
2	1	1:50.090	31.279	39.919	38.892	162.4	5:20.523
3	1	1:46.016	29.615	38.008	38.393	172.0	7:06.539
4	1	1:46.209	29.735	37.984	38.490	161.9	8:52.748
5	1	1:44.517	29.180	37.542	37.795	171.4	10:37.265
6	1	1:44.368	28.660	38.028	37.680	177.0	12:21.633
7	1	5:34.063 B	29.232	39.305	4:25.526	172.2	17:55.696
8	1	1:57.081	38.882	39.562	38.637	113.8	19:52.777
9	1	1:44.930	29.137	38.092	37.701	173.9	21:37.707
10	1	1:47.210	28.917	39.635	38.658	183.1	23:24.917
11	1	1:45.074	28.995	38.504	37.575	178.2	25:09.991

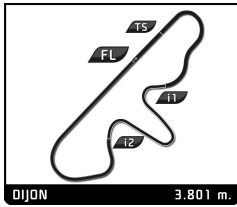
157	Morgan Plus 4 1962						
	1. John EMBERSON <span style="float: right;">GT3</span> 2. Nigel GREENSALL						
1	1	3:32.362	2:09.897	41.908	40.557	111.6	3:32.362
2	1	1:49.708	32.723	38.906	38.079	142.1	5:22.070
3	1	1:46.091	29.559	38.027	38.505	156.1	7:08.161
4	1	1:45.362	29.071	38.524	37.767	173.1	8:53.523
5	1	8:49.698 B	28.858	37.382	7:43.458	177.0	17:43.221
6	1	1:51.944	36.600	37.759	37.585	124.7	19:35.165
7	1	1:43.263	28.785	37.203	37.275	164.4	21:18.428
8	1	1:43.159	28.402	37.438	37.319	177.6	23:01.587
9	1	1:46.112	28.133	38.855	39.124	183.7	24:47.699

163	Jaguar E-Type 3.8 1963						
	1. Stéphane WIMEZ <span style="float: right;">GT4</span> 2. Alexandre FONTAINE						
1	1	3:32.154	2:10.587	42.532	39.035	120.3	3:32.154
2	1	1:43.507	30.222	38.366	34.919	176.5	5:15.661
3	1	1:39.040	27.652	36.168	35.220	201.5	6:54.701
4	1	3:50.007 B	27.724	45.248	2:37.035	188.2	10:44.708
5	1	1:49.908	36.788	37.945	35.175	129.7	12:34.616
6	1	6:23.332 B	28.154	39.479	5:15.699	184.9	18:57.948
7	1	2:13.196	43.929	45.092	44.175	97.0	21:11.144
8	1	1:56.289	32.971	42.403	40.915	184.0	23:07.433
9	1	1:55.887	32.185	43.845	39.857	191.2	25:03.320

165	Porsche 911 2,0L 1965						
	1. Alexis FALCON <span style="float: right;">GT2</span>						
1	1	3:56.231	2:31.024	42.727	42.480	105.7	3:56.231
2	1	1:55.628	35.051	40.126	40.451	177.3	5:51.859
3	1	1:47.711	29.591	37.977	40.143	185.9	7:39.570
4	1	1:45.440	29.048	37.657	38.735	190.1	9:25.010
5	1	1:48.023	29.301	39.621	39.101	173.6	11:13.033
6	1	6:59.522 B	29.231	38.065	5:52.226	187.2	18:12.555
7	1	1:55.691	37.146	37.804	40.741	117.5	20:08.246
8	1	1:48.802	29.896	39.176	39.730	189.5	21:57.048
9	1	1:47.137	29.237	39.209	38.691	192.9	23:44.185

168	Shelby Mustang GT350 1965						
	1. Stan NOVAKOVIC <span style="float: right;">GT5</span>						
1	1	4:01.240	2:38.900	43.890	38.450	109.4	4:01.240
2	1	1:47.204	33.456	37.328	36.420	153.8	5:48.444
3	1	1:40.188	28.482	36.816	34.890	175.9	7:28.632





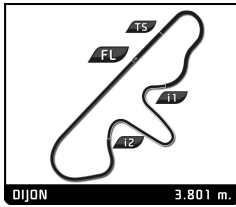
# SIXTIES' ENDURANCE GRAND PRIX DE L'AGE D'OR PRIVATE PRACTICE

## Sector Analysis

■ Personal Best   
 ■ Session Best   
 ■ Crossing the finish line in pit lane

Lap	D	Time	Sector 1	Sector 2	Sector 3	T. Spd	Elapsed	Lap	D	Time	Sector 1	Sector 2	Sector 3	T. Spd	Elapsed
<b>170</b> Lotus Elan 26R 1964 1. Ted TUPPEN GT2															
1	1	2:40.061	1:19.713	40.027	40.321	114.3	2:40.061								
2	1	1:49.455	32.967	38.159	38.329	180.0	4:29.516								
3	1	1:47.435	31.264	38.335	37.836	187.2	6:16.951								
4	1	2:53.922 B	29.641	37.588	1:46.693	199.3	9:10.873								
5	1	1:49.400	36.413	<b>36.298</b>	36.689	130.4	11:00.273								
6	1	1:42.699	28.460	36.673	37.566	205.3	12:42.972								
7	1	5:17.151 B	27.806	40.138	4:09.207	207.3	18:00.123								
8	1	1:54.137	36.061	39.755	38.321	130.1	19:54.260								
9	1	1:41.057	28.126	36.831	36.100	201.1	21:35.317								
10	1	<b>1:40.432</b>	<b>27.769</b>	36.888	<b>35.775</b>	204.2	23:15.749								
11	1	1:41.874	28.009	37.148	36.717	191.5	24:57.623								
<b>192</b> Jaguar E-Type 3.8 1961 1. Marc GORDON GT4 2. Nick FINBURGH															
1	1	3:59.306	2:29.216	45.506	44.584	89.5	3:59.306								
2	1	2:01.696	36.893	42.367	42.436	145.7	6:01.002								
3	1	1:55.950	32.648	42.022	41.280	170.9	7:56.952								
4	1	1:56.462	32.221	41.130	43.111	159.8	9:53.414								
5	1	<b>1:51.178</b>	31.444	39.933	<b>39.801</b>	163.4	11:44.592								
6	1	1:53.216	<b>30.064</b>	41.886	41.266	171.2	13:37.808								
7	1	5:14.072 B	35.067	52.161	3:46.844	137.6	18:51.880								
8	1	3:10.296	1:50.791	39.494	40.011	99.3	22:02.176								
9	1	1:53.725	31.421	41.543	40.761	173.4	23:55.901								
<b>199</b> Jaguar E-Type 3.8 1962 1. Patrick KOLB GT4 2. Timmo H. MOL															
1	1	8:07.068	6:54.406	37.052	<b>35.610</b>	98.6	8:07.068								
2	1	4:59.695 B	<b>27.100</b>	<b>36.947</b>	3:55.648	198.2	13:06.763								
3	1	8:35.320 B	36.844	1:00.412	6:58.064	137.8	21:42.083								
4	2	2:17.448	44.309	44.633	48.506	92.2	23:59.531								
<b>222</b> Chevrolet Corvette C2 1965 1. Jean-Luc BLANCHEMAIN GT4															
1	1	2:46.250	1:28.701	40.879	36.670	123.3	2:46.250								
2	1	1:44.043	30.986	37.333	35.724	163.4	4:30.293								
3	1	2:47.384 B	29.446	37.221	1:40.717	173.6	7:17.677								
4	1	1:47.060	34.969	36.838	35.253	143.4	9:04.737								
5	1	<b>1:40.622</b>	29.160	36.856	<b>34.606</b>	188.8	10:45.359								
6	1	1:40.679	<b>28.039</b>	36.846	35.794	210.5	12:26.038								
7	1	5:55.928 B	28.545	37.371	4:50.012	176.2	18:21.966								
8	1	1:46.272	35.643	<b>35.973</b>	34.656	133.5	20:08.238								
9	1	1:41.977	28.698	37.876	35.403	202.6	21:50.215								
10	1	1:41.196	28.741	36.721	35.734	177.0	23:31.411								
11	1	1:40.554	28.343	36.549	35.662	187.8	25:11.965								
<b>269</b> Porsche 911 2.0L 1965 1. Vincent KOLB GT2 2. Max MORITZ															
1	1	6:38.859	5:23.856	37.521	37.482	102.6	6:38.859								
2	1	1:42.634	27.799	37.603	37.232	201.9	8:21.493								
3	1	<b>1:41.555</b>	27.901	36.320	37.334	204.2	10:03.048								
4	1	1:43.832	28.977	37.827	<b>37.028</b>	186.5	11:46.880								
5	1	6:27.522 B	32.512	43.867	5:11.143	161.0	18:14.402								
6	1	1:52.932	36.131	37.951	38.850	122.3	20:07.334								
7	1	1:44.413	28.659	37.973	37.781	204.2	21:51.747								
8	1	1:44.226	30.372	36.688	37.166	183.7	23:35.973								
9	1	1:40.937	<b>27.523</b>	<b>35.902</b>	37.512	206.1	25:16.910								
<b>281</b> Jaguar E-Type 3.8 1964 1. Patrick BONNARDEL GT4															
1	1	4:09.303	2:49.567	40.419	39.317	119.6	4:09.303								
2	1	1:46.871	30.191	40.213	36.467	170.1	5:56.174								
3	1	1:40.811	27.976	36.508	36.327	188.8	7:36.985								
4	1	1:46.801	29.115	36.404	41.282	185.6	9:23.786								
5	1	1:38.997	28.784	<b>35.509</b>	34.704	178.8	11:02.783								
6	1	<b>1:37.670</b>	<b>27.134</b>	35.865	<b>34.671</b>	220.4	12:40.453								
7	1	5:30.546 B	29.817	43.044	4:17.685	173.9	18:10.999								
8	1	1:49.847	36.673	37.583	35.591	128.6	20:00.846								
9	1	1:43.030	28.517	36.934	37.579	188.8	21:43.876								
10	1	1:38.986	27.746	35.567	35.673	198.5	23:22.862								
11	1	1:38.798	28.098	35.616	35.084	227.8	25:01.660								
<b>322</b> Alfa Romeo Giulia Sprint GTA 1965 1. François FABRI GT2 2. Alexander FURIANI															
1	1	4:21.394	2:58.297	41.490	41.607	106.0	4:21.394								
2	1	2:20.275	30.361	1:10.989	38.925	161.9	6:41.669								
3	1	1:45.885	29.836	38.151	<b>37.898</b>	164.9	8:27.554								
4	1	<b>1:44.878</b>	29.357	<b>37.563</b>	37.958	180.0	10:12.432								
5	1	1:47.386	29.673	38.437	39.276	165.9	11:59.818								
<b>421</b> Lotus Elan 26R 1964 1. Lukas BUCHER GT2 2. Bruno WEIBEL															
1	2	3:01.621	1:46.435	38.301	36.885	111.8	3:01.621								
2	2	1:42.258	28.656	37.677	35.925	184.6	4:43.879								
3	2	1:40.752	27.628	37.121	36.003	201.5	6:24.631								
4	2	<b>1:39.823</b>	<b>27.184</b>	<b>36.693</b>	35.946	203.0	8:04.454								
5	2	11:05.680 B	28.104	37.394	...	188.8	19:10.134								
6	1	1:59.421	41.458	38.901	39.062	101.5	21:09.555								
7	1	1:41.051	28.260	37.119	35.672	186.5	22:50.606								
8	1	1:41.759	29.458	37.012	<b>35.289</b>	203.8	24:32.365								
<b>472</b> Lotus Elan 26R 1965 1. Nick MATTHEWS GT2 2. Miles GRIFFITHS															
1	1	2:13.711	56.854	38.514	38.343	120.3	2:13.711								
2	1	1:48.785	30.183	39.514	39.088	177.6	4:02.496								
3	1	1:47.602	33.370	37.878	36.354	147.5	5:50.098								
4	1	1:40.174	<b>27.378</b>	37.284	35.512	198.2	7:30.272								
5	1	1:41.980	28.101	38.575	35.304	189.8	9:12.252								
6	1	1:40.239	27.907	36.835	35.497	198.5	10:52.491								
7	1	1:39.048	27.854	<b>36.199</b>	34.995	204.5	12:31.539								
8	1	5:26.094 B	28.794	38.418	4:18.882	178.8	17:57.633								
9	1	1:52.927	37.507	37.957	37.463	120.3	19:50.560								





# SIXTIES' ENDURANCE GRAND PRIX DE L'AGE D'OR PRIVATE PRACTICE

## Sector Analysis

■ Personal Best   ■ Session Best   B Crossing the finish line in pit lane

Lap	D	Time	Sector 1	Sector 2	Sector 3	T. Spd	Elapsed	Lap	D	Time	Sector 1	Sector 2	Sector 3	T. Spd	Elapsed
10	1	1:39.894	28.038	36.819	35.037	186.5	21:30.454								
11	1	1:39.118	27.500	36.455	35.163	216.0	23:09.572								
12	1	<b>1:39.007</b>	27.693	36.515	<b>34.799</b>	182.7	24:48.579								

