GRAND PRIX DE L'AGE D'OR

HERITAGE TOURING CUP

PETER auto

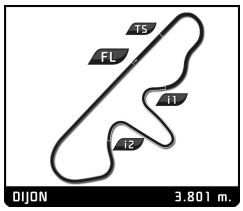

HERITAGE TOURING CUP
GRAND PRIX DE L'AGE D'OR
RACE

Sector Analysis

Personal Best | Session Best | **B** Crossing the finish line in pit lane

2 — AMC Javelin 1972
1.Marc DEVIS
2.Martin O'CONNELL
TC2

Lap	D	Time	Sector 1	Sector 2	Sector 3	T. Spd	Elapsed
1	1	1:44.316	35.519	35.045	33.752		1:44.316
2	1	1:33.906	26.222	34.436	33.248	210.1	3:18.222
3	1	1:33.185	26.261	33.860	33.064	204.9	4:51.407
4	1	1:33.287	26.123	34.139	33.025	200.7	6:24.694
5	1	1:33.911	26.067	34.799	33.045	207.7	7:58.605
6	1	1:33.209	25.935	34.275	32.999	215.6	9:31.814
7	1	1:32.834	25.720	33.911	33.203	213.0	11:04.648
8	1	1:33.362	25.848	34.411	33.103	219.1	12:38.010
9	1	1:58.750	26.740	35.087	56.923	204.5	14:36.760
10	1	2:39.682	48.582	48.510	1:02.590	65.7	17:16.442
11	1	2:30.999	32.824	46.434	1:11.741	128.9	19:47.441
12	1	2:02.927	42.295	42.426	38.206	89.9	21:50.368
13	1	1:36.311	27.313	35.797	33.201	201.5	23:26.679
14	1	1:33.971	26.147	34.510	33.314	210.1	25:00.650
15	1	1:33.468	26.021	34.434	33.013	203.8	26:34.118
16	1	1:33.736	26.252	34.450	33.034	201.9	28:07.854
17	1	1:33.818	26.178	34.456	33.184	205.3	29:41.672
18	1	1:33.754	26.071	34.204	33.479	207.3	31:15.426
19	1	1:33.593	26.103	34.637	32.853	203.0	32:49.019
20	1	3:59.294 **B**	26.270	34.390	2:58.634	207.3	36:48.313
21	2	1:39.986	32.013	34.473	33.500	155.2	38:28.299
22	2	1:33.129	25.881	33.926	33.322	223.1	40:01.428
23	2	1:32.288	25.705	33.629	32.954	217.3	41:33.716
24	2	1:32.108	25.460	33.793	32.855	222.2	43:05.824
25	2	1:40.529	25.566	34.477	40.486	231.8	44:46.353
26	2	1:49.208	36.752	35.541	36.915	113.0	46:35.561
27	2	1:59.525	31.884	36.027	51.614	148.8	48:35.086
28	2	2:02.151	38.334	43.837	39.980	129.2	50:37.237
29	2	1:34.429	26.454	34.071	33.904	209.3	52:11.666
30	2	1:33.117	25.932	34.004	33.181	214.7	53:44.783
31	2	1:32.674	25.726	34.035	32.913	218.6	55:17.457
32	2	1:32.510	25.913	33.696	32.901	230.8	56:49.967
33	2	1:32.058	25.763	33.571	32.724	224.5	58:22.025
34	2	1:31.964	25.504	33.488	32.972	230.3	59:53.989
35	2	1:31.868	25.506	33.680	32.682	225.0	1:01:25.857

6 — BMW 635 CSi 1983
1.Jean-Lou RIHON
2.Nick PADMORE
Group A

Lap	D	Time	Sector 1	Sector 2	Sector 3	T. Spd	Elapsed
1	1	1:44.985	35.126	34.928	34.931		1:44.985
2	1	1:35.582	27.041	34.126	34.415	197.1	3:20.567
3	1	1:34.603	26.065	34.184	34.354	201.9	4:55.170
4	1	1:34.361	26.275	34.075	34.011	217.7	6:29.531
5	1	1:34.679	26.142	34.173	34.364	200.7	8:04.210
6	1	1:34.688	26.394	34.029	34.265	203.0	9:38.898
7	1	1:34.452	26.430	33.837	34.185	204.2	11:13.350
8	1	1:36.898	26.439	34.046	36.413	201.9	12:50.248
9	1	1:51.493	28.631	36.692	46.170	195.7	14:41.741
10	1	2:37.346	46.808	49.057	1:01.481	87.6	17:19.087
11	1	2:30.045	35.195	45.271	1:09.579	121.2	19:49.132
12	1	2:02.115	45.145	40.487	36.483	89.3	21:51.247
13	1	1:39.579	28.074	36.006	35.499	184.9	23:30.826
14	1	1:36.774	27.088	35.400	34.286	202.2	25:07.600
15	1	1:36.842	26.294	35.229	35.319	200.4	26:44.442
16	1	1:36.168	26.480	35.178	34.510	208.5	28:20.610
17	1	1:35.692	27.121	33.903	34.668	209.7	29:56.302
18	1	1:36.391	27.025	34.376	34.990	208.9	31:32.693
19	1	1:35.690	26.607	34.570	34.513	190.8	33:08.383
20	1	4:23.133 **B**	27.795	35.576	3:19.762	197.1	37:31.516
21	2	1:40.875	33.123	33.838	33.914	133.2	39:12.391
22	2	1:32.387	25.436	33.246	33.705	210.1	40:44.778
23	2	1:32.359	25.845	33.075	33.439	199.3	42:17.137
24	2	1:31.968	25.143	33.180	33.645	215.1	43:49.105
25	2	1:53.818	33.015	40.602	40.201	161.2	45:42.923
26	2	2:36.678	31.049	54.167	1:11.462	156.7	48:19.601
27	2	2:02.530	40.810	44.369	37.351	111.1	50:22.131
28	2	1:35.872	27.524	33.998	34.350	204.2	51:58.003
29	2	1:33.906	26.602	33.707	33.597	212.6	53:31.909
30	2	1:33.462	26.036	33.675	33.751	211.8	55:05.371
31	2	1:32.066	25.215	33.272	33.579	216.0	56:37.437
32	2	1:32.176	25.329	33.211	33.636	212.2	58:09.613
33	2	1:34.933	26.188	34.380	34.365	200.4	59:44.546
34	2	1:35.262	26.817	34.441	34.004	196.4	1:01:19.808

9 — Ford Capri RS 2600 1973
1.Thomas STUDER
TC2

Lap	D	Time	Sector 1	Sector 2	Sector 3	T. Spd	Elapsed
1	1	1:56.198	42.829	37.373	35.996		1:56.198
2	1	1:36.030	26.882	34.534	34.614	191.8	3:32.228
3	1	1:36.468	27.652	34.424	34.392	188.2	5:08.696
4	1	1:35.415	26.629	34.461	34.325	190.8	6:44.111
5	1	1:34.967	26.730	33.946	34.291	191.2	8:19.078
6	1	1:34.444	26.481	33.873	34.090	199.6	9:53.522
7	1	1:35.506	26.524	34.301	34.681	193.9	11:29.028
8	1	1:36.139	26.787	34.023	35.329	194.6	13:05.167
9	1	1:46.854	30.584	38.931	37.339	157.9	14:52.021
10	1	2:32.307	43.708	49.321	59.278	126.2	17:24.328
11	1	2:29.727	38.965	44.456	1:06.306	92.8	19:54.055
12	1	2:02.239	47.619	39.373	35.247	85.8	21:56.294
13	1	1:37.760	26.952	35.504	35.304	193.5	23:34.054
14	1	1:37.932	28.097	34.591	35.244	177.3	25:11.986
15	1	1:37.231	27.497	34.389	35.345	183.1	26:49.217
16	1	1:34.850	26.909	34.134	33.807	186.9	28:24.067
17	1	4:00.491 **B**	26.415	34.252	2:59.824	189.5	32:24.558
18	1	1:42.361	33.064	34.768	34.529	134.0	34:06.919
19	1	1:35.299	26.749	34.093	34.457	190.5	35:42.218
20	1	1:36.026	27.153	34.265	34.608	185.9	37:18.244
21	1	1:36.702	26.665	34.080	35.957	191.8	38:54.946
22	1	1:35.225	26.587	33.926	34.712	194.9	40:30.171
23	1	1:35.646	26.598	34.641	34.407	195.7	42:05.817
24	1	1:36.394	26.598	34.767	35.029	196.0	43:42.211
25	1	1:37.461	26.515	35.298	35.648	200.7	45:19.672
26	1	2:53.399	36.806	1:04.998	1:11.595	117.1	48:13.071
27	1	2:00.905	41.210	43.822	35.873	101.2	50:13.976
28	1	1:35.759	26.747	34.306	34.706	194.9	51:49.735
29	1	1:35.158	26.370	34.302	34.486	206.9	53:24.893
30	1	1:34.945	26.133	34.223	34.589	208.9	54:59.838
31	1	1:34.653	26.639	33.935	34.079	182.7	56:34.491
32	1	1:34.347	26.393	34.050	33.904	198.5	58:08.838
33	1	1:35.571	26.677	34.142	34.752	193.9	59:44.409
34	1	1:36.220	27.293	34.474	34.453	180.3	1:01:20.629

VICOMTE A. PARIS

HISTORIC RACING BY PETER AUTO

GRAND PRIX DE L'AGE D'OR

HERITAGE TOURING CUP

PETER auto

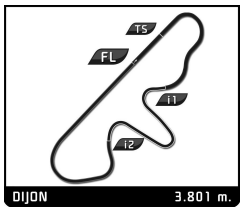

HERITAGE TOURING CUP
GRAND PRIX DE L'AGE D'OR
RACE

Sector Analysis

Personal Best | Session Best | **B** Crossing the finish line in pit lane

11 — BMW 3.0 CSL 1972
1.Charles FIRMENICH — TC2

Lap	D	Time	Sector 1	Sector 2	Sector 3	T. Spd	Elapsed
1	1	1:49.273	37.503	36.762	35.008		1:49.273
2	1	1:35.672	26.647	34.608	34.417	210.9	3:24.945
3	1	1:35.921	26.569	34.717	34.635	209.3	5:00.866
4	1	1:35.776	26.377	34.414	34.985	213.0	6:36.642
5	1	1:35.020	26.111	33.929	34.980	213.9	8:11.662
6	1	1:34.872	25.985	34.137	34.750	216.0	9:46.534
7	1	1:35.577	26.061	34.920	34.596	210.5	11:22.111
8	1	1:35.516	25.998	34.737	34.781	218.2	12:57.627
9	1	1:50.875	32.598	39.641	38.636	180.0	14:48.502
10	1	2:32.801	43.062	49.923	59.816	117.5	17:21.303
11	1	2:30.345	38.875	42.707	1:08.763	95.4	19:51.648
12	1	2:02.277	46.602	39.608	36.067	87.0	21:53.925
13	1	1:38.939	27.128	35.113	36.698	200.0	23:32.864
14	1	1:36.799	26.468	35.605	34.726	206.1	25:09.663
15	1	3:59.996 B	26.885	34.609	2:58.502	210.5	29:09.659
16	1	1:45.834	34.276	35.506	36.052	127.8	30:55.493
17	1	1:36.875	26.631	34.707	35.537	208.1	32:32.368
18	1	1:37.069	26.651	35.174	35.244	213.0	34:09.437
19	1	1:36.667	26.963	34.496	35.208	211.4	35:46.104
20	1	1:36.946	27.111	34.375	35.460	203.8	37:23.050
21	1	1:36.428	26.718	34.202	35.508	201.9	38:59.478
22	1	1:35.954	26.472	34.525	34.957	207.7	40:35.432
23	1	1:36.890	26.657	34.237	35.996	217.7	42:12.322
24	1	1:36.500	27.392	34.356	34.752	203.8	43:48.822
25	1	1:53.044	32.835	40.536	39.673	167.7	45:41.866
26	1	2:36.709	31.465	53.949	1:11.295	154.3	48:18.575
27	1	2:03.444	40.976	44.913	37.555	108.9	50:22.019
28	1	1:36.151	26.874	34.599	34.678	206.9	51:58.170
29	1	1:36.174	27.176	34.671	34.327	225.5	53:34.344
30	1	1:35.374	26.430	34.536	34.408	210.9	55:09.718
31	1	1:37.035	26.958	34.916	35.161	198.9	56:46.753
32	1	1:36.141	26.861	34.728	34.552	216.0	58:22.894
33	1	1:36.246	26.631	34.326	35.289	203.8	59:59.140
34	1	1:36.088	26.915	34.097	35.076	209.7	1:01:35.228

15 — BMW 635 CSi 1985
1.Gérard LASCAUX
2.Benjamin MUNSCH — Group A

Lap	D	Time	Sector 1	Sector 2	Sector 3	T. Spd	Elapsed
1	1	1:54.034	38.708	39.500	35.826		1:54.034
2	1	1:39.763	27.883	35.250	36.630	184.3	3:33.797
3	1	1:39.190	28.493	35.040	35.657	184.6	5:12.987
4	1	1:38.264	28.021	34.872	35.371	182.1	6:51.251
5	1	1:37.948	28.031	34.878	35.039	183.7	8:29.199
6	1	1:38.844	27.604	35.428	35.812	201.5	10:08.043
7	1	1:38.263	27.920	34.846	35.497	188.5	11:46.306
8	1	4:17.541 B	30.365	36.039	3:11.137	170.6	16:03.847
9	2	3:35.851	1:16.176	1:04.786	1:14.889	65.0	19:39.698
10	2	2:01.442	40.830	42.785	37.827	101.2	21:41.140
11	2	1:40.710	29.449	36.016	35.245	168.2	23:21.850
12	2	1:36.491	26.557	34.934	35.000	200.7	24:58.341
13	2	1:35.704	26.256	34.939	34.509	203.0	26:34.045
14	2	1:36.529	26.766	34.995	34.768	191.2	28:10.574
15	2	1:35.354	26.324	34.339	34.691	205.3	29:45.928
16	2	1:36.520	26.562	35.161	34.797	203.8	31:22.448
17	2	1:35.719	26.558	34.601	34.560	200.7	32:58.167
18	2	1:36.426	26.588	35.024	34.814	200.4	34:34.593
19	2	1:37.629	27.580	34.450	35.599	198.2	36:12.222
20	2	1:35.894	26.322	34.545	35.027	201.9	37:48.116
21	2	1:35.759	26.462	34.464	34.833	189.8	39:23.875
22	2	1:37.708	27.127	35.669	34.912	202.2	41:01.583
23	2	1:35.702	26.349	34.159	35.194	200.7	42:37.285
24	2	1:39.599	26.501	34.995	38.103	195.7	44:16.884
25	2	1:48.400	30.730	38.249	39.421	157.2	46:05.284
26	2	2:19.328	31.945	47.285	1:00.098	141.7	48:24.612
27	2	2:03.041	41.100	44.750	37.191	130.1	50:27.653
28	2	1:41.299	28.028	37.194	36.077	178.8	52:08.952
29	2	1:36.677	26.847	34.581	35.249	196.4	53:45.629
30	2	1:36.862	26.550	34.632	35.680	203.4	55:22.491
31	2	1:37.152	26.708	35.030	35.414	206.1	56:59.643
32	2	1:36.533	26.731	34.433	35.369	204.5	58:36.176
33	2	1:37.234	26.723	34.679	35.832	200.4	1:00:13.410
34	2	1:36.903	27.035	34.475	35.393	193.2	1:01:50.313

19 — Ford Escort I RS 1600 1975
1.Jean-Luc BLANCHEMAIN — TC2

Lap	D	Time	Sector 1	Sector 2	Sector 3	T. Spd	Elapsed
1	1	1:43.170	34.370	34.491	34.309		1:43.170
2	1	1:36.243	26.409	34.676	35.158	216.4	3:19.413
3	1	1:35.452	26.252	34.414	34.786	199.3	4:54.865
4	1	1:34.757	26.223	33.822	34.712	213.4	6:29.622
5	1	1:35.524	26.792	34.056	34.676	200.7	8:05.146
6	1	1:35.341	26.582	34.102	34.657	204.5	9:40.487
7	1	1:36.036	26.665	34.772	34.599	199.6	11:16.523
8	1	1:36.116	26.501	34.360	35.255	207.7	12:52.639
9	1	1:49.741	28.003	36.050	45.688	195.3	14:42.380
10	1	2:37.034	46.937	49.160	1:00.937	84.2	17:19.414
11	1	2:30.177	35.367	45.664	1:09.146	117.5	19:49.591
12	1	2:01.884	45.276	40.108	36.500	88.7	21:51.475
13	1	1:39.507	28.267	35.276	35.964	191.5	23:30.982
14	1	1:37.459	27.186	35.547	34.726	201.5	25:08.441
15	1	3:57.434 B	26.426	34.761	2:56.247	208.5	29:05.875
16	1	1:42.705	33.245	34.451	35.009	138.5	30:48.580
17	1	1:37.303	26.969	35.387	34.947	201.1	32:25.883
18	1	1:36.655	27.264	34.441	34.950	207.7	34:02.538
19	1	1:36.954	27.520	34.545	34.889	193.2	35:39.492
20	1	1:35.154	26.684	33.827	34.643	204.2	37:14.646
21	1	1:35.103	26.535	34.090	34.478	204.2	38:49.749
22	1	1:36.386	26.582	34.543	35.261	207.7	40:26.135
23	1	1:36.844	27.485	34.568	34.791	201.1	42:02.979
24	1	1:39.129	26.991	36.706	35.432	208.9	43:42.108
25	1	1:38.261	27.311	35.447	35.503	200.7	45:20.369
26	1	2:53.833	36.559	1:05.204	1:12.070	116.3	48:14.202
27	1	2:00.178	40.725	43.562	35.891	99.0	50:14.380
28	1	1:35.902	26.619	34.437	34.846	199.6	51:50.282
29	1	1:35.201	26.143	34.265	34.793	203.0	53:25.483
30	1	1:35.187	26.127	33.999	35.061	210.9	55:00.670
31	1	1:34.991	26.205	34.282	34.504	207.3	56:35.661
32	1	1:34.163	25.998	33.825	34.340	208.1	58:09.824
33	1	1:35.594	26.674	34.303	34.617	207.3	59:45.418
34	1	1:36.161	26.597	34.558	35.006	198.5	1:01:21.579

21 — BMW 2002 02 Series 1971
1.Michel WELTER — TC2

VICOMTE A. PARIS

HISTORIC RACING BY PETER AUTO

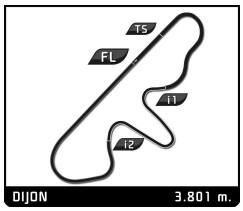

HERITAGE TOURING CUP
GRAND PRIX DE L'AGE D'OR
RACE

Sector Analysis

Personal Best | Session Best | **B** Crossing the finish line in pit lane

Lap	D	Time	Sector 1	Sector 2	Sector 3	T. Spd	Elapsed
1	1	1:57.110	40.411	38.465	38.234		1:57.110
2	1	1:43.433	28.506	37.159	37.768	185.6	3:40.543
3	1	1:41.980	27.786	36.842	37.352	195.7	5:22.523
4	1	1:41.992	28.145	36.669	37.178	188.2	7:04.515
5	1	1:41.611	27.955	36.524	37.132	187.8	8:46.126
6	1	1:44.958	28.530	38.386	38.042	191.8	10:31.084
7	1	1:42.390	27.973	36.534	37.883	189.1	12:13.474
8	1	2:16.347	28.802	42.844	1:04.701	189.1	14:29.821
9	1	2:38.214	46.916	47.747	1:03.551	87.3	17:08.035
10	1	2:31.950	31.570	46.664	1:13.716	150.4	19:39.985
11	1	2:02.065	41.115	43.151	37.799	94.4	21:42.050
12	1	1:46.231	30.124	38.530	37.577	162.2	23:28.281
13	1	1:44.792	27.679	39.106	38.007	194.6	25:13.073
14	1	1:42.796	28.577	36.799	37.420	189.8	26:55.869
15	1	4:05.758 **B**	27.941	36.390	3:01.427	191.2	31:01.627
16	1	1:48.121	33.810	36.323	37.988	125.4	32:49.748
17	1	1:42.306	28.218	36.596	37.492	191.8	34:32.054
18	1	1:41.109	27.677	36.007	37.425	192.2	36:13.163
19	1	1:41.260	27.625	36.552	37.083	196.4	37:54.423
20	1	1:40.498	27.517	35.778	37.203	194.2	39:34.921
21	1	1:40.894	27.754	36.032	37.108	191.2	41:15.815
22	1	1:41.965	27.798	37.047	37.120	189.8	42:57.780
23	1	1:45.842	28.056	36.927	40.859	189.8	44:43.622
24	1	1:50.097	35.197	36.768	38.132	104.3	46:33.719
25	1	1:59.894	30.302	38.215	51.377	147.9	48:33.613
26	1	2:03.301	38.284	44.023	40.994	127.7	50:36.914
27	1	1:42.832	29.127	36.750	36.955	191.5	52:19.746
28	1	1:41.247	27.598	36.306	37.343	194.6	54:00.993
29	1	1:41.361	27.831	35.966	37.564	192.9	55:42.354
30	1	1:39.834	27.026	36.117	36.691	194.9	57:22.188
31	1	1:40.680	27.534	36.275	36.871	196.4	59:02.868
32	1	1:40.518	27.395	36.151	36.972	196.7	1:00:43.386

22 BMW 3.0 CSL 1975 — TC2
1.Olivier BREITTMAYER
2.Emile BREITTMAYER

Lap	D	Time	Sector 1	Sector 2	Sector 3	T. Spd	Elapsed
1	2	1:35.565	30.547	32.903	32.115		1:35.565
2	2	1:28.820	25.037	31.929	31.854	215.1	3:04.385
3	2	1:28.168	24.746	31.806	31.616	225.5	4:32.553
4	2	1:27.635	24.391	31.585	31.659	230.3	6:00.188
5	2	1:27.455	24.218	31.684	31.553	234.8	7:27.643
6	2	1:26.970	24.219	31.469	31.282	230.8	8:54.613
7	2	1:30.624	25.378	33.356	31.890	226.9	10:25.237
8	2	1:27.758	24.316	31.802	31.640	240.5	11:52.995
9	2	1:34.052	24.494	33.400	36.158	231.8	13:27.047
10	2	2:48.961	41.921	55.079	1:11.961	166.7	16:16.008
11	2	3:20.139	1:00.437	1:05.991	1:13.711	85.2	19:36.147
12	2	2:03.837	41.961	41.580	40.296	71.8	21:39.984
13	2	1:29.968	26.722	31.607	31.639	182.7	23:09.952
14	2	1:29.390	25.525	31.770	32.095	237.4	24:39.342
15	2	1:28.763	24.800	31.940	32.023	218.2	26:08.105
16	2	1:30.055	25.131	32.283	32.641	216.4	27:38.160
17	2	1:29.835	25.525	32.078	32.232	204.9	29:07.995
18	2	3:55.384 **B**	25.010	32.716	2:57.658	220.4	33:03.379
19	1	1:40.357	32.407	34.233	33.717	146.9	34:43.736
20	1	1:31.802	25.884	32.812	33.106	236.8	36:15.538
21	1	1:31.178	25.466	32.995	32.717	227.8	37:46.716
22	1	1:32.222	25.582	33.281	33.359	212.2	39:18.938
23	1	1:32.425	25.775	33.200	33.450	236.3	40:51.363
24	1	1:31.104	25.408	32.806	32.890	226.9	42:22.467
25	1	1:31.802	25.298	33.470	33.034	227.8	43:54.269
26	1	1:49.786	28.819	41.068	39.899	208.1	45:44.055
27	1	2:36.448	30.569	54.856	1:11.023	163.1	48:20.503
28	1	2:01.857	40.850	44.126	36.881	109.5	50:22.360
29	1	1:33.857	27.053	33.210	33.594	211.4	51:56.217
30	1	1:32.435	25.742	32.914	33.779	214.7	53:28.652
31	1	1:31.336	25.694	32.653	32.989	204.9	54:59.988
32	1	1:31.882	25.672	33.196	33.014	220.4	56:31.870
33	1	1:33.363	25.979	34.064	33.320	218.6	58:05.233
34	1	1:31.664	25.724	32.848	33.092	220.9	59:36.897
35	1	1:32.128	25.814	33.141	33.173	211.4	1:01:09.025

30 BMW 3.0 CSL 1975 — TC2
1.Daniel REINHARDT

Lap	D	Time	Sector 1	Sector 2	Sector 3	T. Spd	Elapsed
1	1	1:44.274	33.267	36.231	34.776		1:44.274
2	1	1:37.887	27.550	36.144	34.193	192.9	3:22.161
3	1	1:36.752	26.562	35.903	34.287	210.9	4:58.913
4	1	1:36.639	26.807	35.505	34.327	211.4	6:35.552
5	1	1:34.430	26.283	34.416	33.731	206.1	8:09.982
6	1	1:35.936	26.472	34.820	34.644	210.5	9:45.918
7	1	1:35.188	26.425	34.542	34.221	200.7	11:21.106
8	1	1:35.302	26.557	34.429	34.316	198.2	12:56.408
9	1	1:49.622	31.862	39.059	38.701	177.9	14:46.030
10	1	2:34.061	44.317	50.019	59.725	97.1	17:20.091
11	1	2:31.148	36.999	44.793	1:09.356	106.0	19:51.239
12	1	2:01.047	45.047	40.683	35.317	87.2	21:52.286
13	1	1:38.572	27.912	35.549	35.111	181.5	23:30.858
14	1	1:36.104	26.660	35.126	34.318	204.5	25:06.962
15	1	1:36.662	26.468	35.265	34.929	200.4	26:43.624
16	1	3:57.764 **B**	26.940	35.079	2:55.745	199.6	30:41.388
17	1	1:43.664	33.206	35.983	34.475	135.2	32:25.052
18	1	1:37.097	27.761	35.269	34.067	199.3	34:02.149
19	1	1:34.462	26.873	34.092	33.497	192.9	35:36.611
20	1	1:33.322	26.140	33.798	33.384	204.2	37:09.933
21	1	1:34.065	26.196	34.021	33.848	207.7	38:43.998
22	1	1:33.743	26.362	33.931	33.450	209.3	40:17.741
23	1	1:36.431	26.730	35.537	34.164	208.9	41:54.172
24	1	1:34.505	26.625	34.245	33.635	206.9	43:28.677
25	1	1:45.779	26.259	39.386	40.134	206.9	45:14.456
26	1	2:53.521	38.781	1:02.097	1:12.643	92.7	48:07.977
27	1	2:02.826	42.328	44.661	35.837	94.3	50:10.803
28	1	1:34.007	26.370	34.318	33.319	211.8	51:44.810
29	1	1:33.827	25.983	34.051	33.793	214.3	53:18.637
30	1	1:35.033	26.423	34.729	33.881	200.4	54:53.670
31	1	1:35.185	26.564	34.418	34.203	206.9	56:28.855
32	1	1:36.259	27.008	35.219	34.032	198.5	58:05.114
33	1	1:35.281	27.115	34.395	33.771	195.7	59:40.395
34	1	1:34.773	26.518	34.423	33.832	198.9	1:01:15.168

32 BMW 635 CSi Gr. 2 1981 — TC2
1.Antoine CAZALIERES

Lap	D	Time	Sector 1	Sector 2	Sector 3	T. Spd	Elapsed
1	1	1:52.203	39.073	38.036	35.094		1:52.203
2	1	1:37.117	27.089	35.349	34.679	194.9	3:29.320
3	1	1:36.820	27.384	34.944	34.492	180.0	5:06.140
4	1	1:37.473	27.731	34.972	34.770	197.4	6:43.613
5	1	1:38.204	27.988	35.378	34.838	189.1	8:21.817

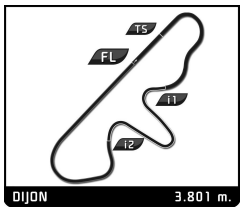

HERITAGE TOURING CUP
GRAND PRIX DE L'AGE D'OR
RACE

Sector Analysis

Personal Best | Session Best | **B** Crossing the finish line in pit lane

Lap	D	Time	Sector 1	Sector 2	Sector 3	T. Spd	Elapsed
6	1	1:37.119	26.992	35.341	34.786	190.1	9:58.936
7	1	1:36.425	26.792	34.648	34.985	196.7	11:35.361
8	1	1:40.189	28.105	35.665	36.419	189.8	13:15.550
9	1	2:21.220	37.753	50.190	53.277	111.3	15:36.770
10	1	2:25.831	43.111	48.951	53.769	104.5	18:02.601
11	1	2:12.970	39.273	45.623	48.074	109.9	20:15.571
12	1	1:55.839	35.859	40.224	39.756	130.6	22:11.410
13	1	1:44.271	27.946	35.347	40.978	189.5	23:55.681
14	1	1:37.133	27.039	35.218	34.876	195.7	25:32.814
15	1	1:38.181	26.804	35.418	35.959	204.5	27:10.995
16	1	1:37.167	27.666	34.530	34.971	204.5	28:48.162
17	1	3:59.997 **B**	27.230	34.686	2:58.081	195.3	32:48.159
18	1	1:43.670	32.709	35.146	35.815	142.5	34:31.829
19	1	1:37.692	27.018	34.541	36.133	184.0	36:09.521
20	1	1:36.246	26.865	34.510	34.871	200.7	37:45.767
21	1	1:36.533	27.294	34.436	34.803	189.1	39:22.300
22	1	1:36.395	26.765	34.460	35.170	206.5	40:58.695
23	1	1:37.133	27.126	35.107	34.900	197.1	42:35.828
24	1	1:39.730	27.166	34.717	37.847	190.5	44:15.558
25	1	1:48.424	30.783	38.572	39.069	164.1	46:03.982
26	1	2:19.510	32.286	46.379	1:00.845	135.2	48:23.492
27	1	2:03.337	41.173	44.861	37.303	122.2	50:26.829
28	1	1:41.594	28.241	37.143	36.210	189.5	52:08.423
29	1	1:37.423	27.041	35.453	34.929	195.7	53:45.846
30	1	1:36.914	27.533	34.568	34.813	178.8	55:22.760
31	1	1:37.748	27.892	34.971	34.885	193.9	57:00.508
32	1	1:37.801	26.928	35.812	35.061	191.2	58:38.309
33	1	1:36.859	27.202	34.852	34.805	191.8	1:00:15.168
34	1	1:37.797	27.703	35.245	34.849	189.1	1:01:52.965

33 BMW 635 CSi 1985
1.François JAKUBOWSKI — Group A

Lap	D	Time	Sector 1	Sector 2	Sector 3	T. Spd	Elapsed
1	1	1:39.115	31.567	34.328	33.220		1:39.115
2	1	1:32.810	25.566	34.168	33.076	204.5	3:11.925
3	1	1:32.604	25.867	33.727	33.010	189.5	4:44.529
4	1	1:32.247	25.663	33.456	33.128	206.5	6:16.776
5	1	1:31.238	25.303	32.899	33.036	210.9	7:48.014
6	1	1:31.749	25.594	32.870	33.285	207.3	9:19.763
7	1	1:33.185	26.460	33.187	33.538	194.9	10:52.948
8	1	1:33.530	26.057	33.291	34.182	192.5	12:26.478
9	1	2:07.781	26.240	39.409	1:02.132	208.9	14:34.259
10	1	2:40.147	48.301	48.728	1:03.118	78.5	17:14.406
11	1	2:30.840	31.901	46.689	1:12.250	145.6	19:45.246
12	1	2:02.067	41.427	43.444	37.196	86.7	21:47.313
13	1	1:37.850	27.722	34.457	35.671	200.7	23:25.163
14	1	1:33.429	25.882	33.938	33.609	201.9	24:58.592
15	1	1:33.604	26.235	33.886	33.483	206.1	26:32.196
16	1	1:32.702	25.695	33.205	33.802	198.9	28:04.898
17	1	1:32.447	25.824	33.179	33.444	200.7	29:37.345
18	1	3:53.793 **B**	25.680	33.432	2:54.681	205.7	33:31.138
19	1	1:39.406	31.760	33.753	33.893	142.7	35:10.544
20	1	1:33.111	25.909	33.454	33.748	186.2	36:43.655
21	1	1:32.884	25.605	33.317	33.962	205.7	38:16.539
22	1	1:33.236	26.081	33.473	33.682	201.9	39:49.775
23	1	1:33.154	25.578	33.883	33.693	209.3	41:22.929
24	1	1:33.319	25.812	33.611	33.896	196.0	42:56.248
25	1	1:46.873	25.680	35.014	46.179	208.9	44:43.121
26	1	1:49.984	33.464	36.227	40.293	108.9	46:33.105
27	1	1:59.404	30.141	37.211	52.052	150.0	48:32.509
28	1	2:03.009	38.675	41.363	42.971	122.7	50:35.518
29	1	1:36.550	26.683	34.979	34.888	198.2	52:12.068
30	1	1:33.992	26.211	34.108	33.673	198.2	53:46.060
31	1	1:34.495	26.370	34.264	33.861	204.9	55:20.555
32	1	1:33.286	25.808	33.652	33.826	207.7	56:53.841
33	1	1:34.779	26.466	34.397	33.916	203.8	58:28.620
34	1	1:33.407	26.135	33.587	33.685	193.5	1:00:02.027
35	1	1:34.090	26.066	33.979	34.045	204.5	1:01:36.117

35 BMW 635 CSi 1985
1.Christian TRABER
2.Nicolas TRABER — Group A

Lap	D	Time	Sector 1	Sector 2	Sector 3	T. Spd	Elapsed
1	1	1:46.916	36.278	36.404	34.234		1:46.916
2	1	1:36.270	26.260	35.754	34.256	203.4	3:23.186
3	1	1:34.465	25.983	34.670	33.812	210.5	4:57.651
4	1	1:33.160	25.721	33.715	33.724	210.1	6:30.811
5	1	1:34.058	25.804	34.473	33.781	205.7	8:04.869
6	1	1:34.091	26.038	34.245	33.808	214.7	9:38.960
7	1	1:33.248	25.656	33.669	33.923	216.0	11:12.208
8	1	1:34.265	26.001	34.183	34.081	200.4	12:46.473
9	1	1:51.120	26.517	34.924	49.679	206.5	14:37.593
10	1	2:38.832	48.497	48.617	1:01.718	67.8	17:16.425
11	1	2:31.687	33.519	46.439	1:11.729	122.0	19:48.112
12	1	2:02.338	42.439	42.459	37.440	89.8	21:50.450
13	1	4:44.912 **B**	28.066	47.909	3:28.937	204.2	26:35.362
14	2	1:54.239	40.403	38.038	35.798	109.1	28:29.601
15	2	1:37.875	27.681	35.444	34.750	189.8	30:07.476
16	2	1:35.667	26.533	34.769	34.365	197.1	31:43.143
17	2	4:01.835 **B**	26.151	34.086	3:01.598	209.3	35:44.978
18	2	1:42.994	32.977	35.541	34.476	133.0	37:27.972
19	2	1:35.281	26.128	34.947	34.206	212.6	39:03.253
20	2	1:35.641	26.642	34.787	34.212	206.5	40:38.894
21	2	1:34.160	26.152	34.230	33.778	209.7	42:13.054
22	2	1:35.948	27.092	34.772	34.084	208.9	43:49.002
23	2	1:51.545	31.404	40.043	40.098	197.8	45:40.547
24	2	2:36.987	31.969	53.201	1:11.817	154.9	48:17.534
25	2	2:04.250	40.524	45.708	38.018	106.5	50:21.784
26	2	1:36.763	28.391	34.647	33.725	204.2	51:58.547
27	2	1:35.742	27.067	34.858	33.817	201.1	53:34.289
28	2	1:35.274	26.832	34.617	33.825	204.2	55:09.563
29	2	1:34.848	26.128	34.783	33.937	216.0	56:44.411
30	2	1:38.218	28.460	35.033	34.725	218.2	58:22.629
31	2	1:36.600	27.292	34.313	34.995	191.8	59:59.229
32	2	1:35.893	27.213	34.427	34.253	182.1	1:01:35.122

38 Chevrolet Camaro Z28 1971
1.Christophe VAN RIET — TC1

Lap	D	Time	Sector 1	Sector 2	Sector 3	T. Spd	Elapsed
1	1	1:56.433	41.259	38.163	37.011		1:56.433
2	1	1:41.227	28.312	36.714	36.201	189.1	3:37.660
3	1	1:40.525	28.129	36.260	36.136	194.6	5:18.185
4	1	1:40.812	28.077	36.478	36.257	199.6	6:58.997
5	1	1:40.765	27.887	36.545	36.333	198.2	8:39.762
6	1	1:40.607	27.855	36.604	36.148	206.9	10:20.369
7	1	1:40.499	27.973	36.463	36.063	200.7	12:00.868
8	1	1:41.916	28.069	36.446	37.401	200.7	13:42.784
9	1	2:34.502	30.094	52.666	1:11.742	182.7	16:17.286
10	1	3:19.724	1:00.171	1:05.774	1:13.779	92.5	19:37.010

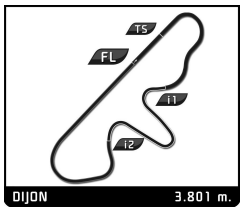

HERITAGE TOURING CUP
GRAND PRIX DE L'AGE D'OR
RACE

Sector Analysis

Personal Best | Session Best | **B** Crossing the finish line in pit lane

Lap	D	Time	Sector 1	Sector 2	Sector 3	T. Spd	Elapsed
11	1	2:03.155	42.057	41.794	39.304	75.4	21:40.165
12	1	1:42.125	29.806	36.264	36.055	163.6	23:22.290
13	1	1:41.139	28.226	36.515	36.398	191.5	25:03.429
14	1	4:04.184 B	28.189	36.840	2:59.155	207.7	29:07.613
15	1	1:48.787	35.079	36.328	37.380	129.3	30:56.400
16	1	1:40.727	27.870	36.388	36.469	200.0	32:37.127
17	1	1:41.146	28.116	36.842	36.188	199.3	34:18.273
18	1	1:41.291	28.079	36.540	36.672	199.3	35:59.564
19	1	1:40.565	28.293	36.230	36.042	187.5	37:40.129
20	1	1:42.409	28.150	36.939	37.320	194.9	39:22.538
21	1	1:42.135	28.199	37.062	36.874	195.3	41:04.673
22	1	1:41.638	28.080	36.674	36.884	206.9	42:46.311
23	1	1:43.004	28.349	37.291	37.364	201.5	44:29.315
24	1	1:42.662	29.062	37.002	36.598	184.3	46:11.977
25	1	2:15.024	28.905	46.008	1:00.111	181.8	48:27.001
26	1	2:03.980	41.399	44.388	38.193	116.8	50:30.981
27	1	1:42.094	28.231	36.834	37.029	203.0	52:13.075
28	1	1:42.075	28.242	37.117	36.716	191.2	53:55.150
29	1	1:42.080	28.314	36.768	36.998	193.5	55:37.230
30	1	1:41.261	28.105	36.571	36.585	196.0	57:18.491
31	1	1:41.967	28.234	36.976	36.757	197.4	59:00.458
32	1	1:41.046	27.920	36.479	36.647	203.8	1:00:41.504

41 — BMW 323i 1984
1.Benjamin PORON
2.Raphael SACHS
Group A

Lap	D	Time	Sector 1	Sector 2	Sector 3	T. Spd	Elapsed
1	2	1:49.154	36.170	37.173	35.811		1:49.154
2	2	1:37.699	27.233	35.072	35.394	200.0	3:26.853
3	2	1:37.124	26.778	34.970	35.376	201.9	5:03.977
4	2	1:36.771	26.853	34.951	34.967	197.4	6:40.748
5	2	1:36.057	26.257	34.722	35.078	204.9	8:16.805
6	2	1:36.398	26.592	34.794	35.012	206.5	9:53.203
7	2	1:37.145	26.353	34.770	36.022	207.7	11:30.348
8	2	13:13.970	...	40.266	37.137	206.1	24:44.318
9	2	1:39.954	29.156	35.011	35.787	198.9	26:24.272
10	2	4:04.656 B	28.034	36.315	3:00.307	196.4	30:28.928
11	1	1:45.182	34.747	34.786	35.649	127.8	32:14.110
12	1	1:35.861	26.680	34.330	34.851	203.4	33:49.971
13	1	1:35.097	26.208	34.168	34.721	204.9	35:25.068
14	1	1:34.499	26.240	33.709	34.550	206.5	36:59.567
15	1	1:35.186	26.063	34.533	34.590	206.1	38:34.753
16	1	1:35.401	26.287	34.527	34.587	206.5	40:10.154
17	1	1:34.935	26.438	33.808	34.689	204.9	41:45.089
18	1	1:37.030	27.767	34.565	34.698	200.0	43:22.119
19	1	1:49.317	26.276	37.900	45.141	201.5	45:11.436
20	1	2:54.070	37.272	1:02.975	1:13.823	107.0	48:05.506
21	1	2:03.164	41.707	44.369	37.088	103.2	50:08.670
22	1	1:36.236	27.795	34.201	34.240	200.7	51:44.906
23	1	1:35.347	26.205	34.768	34.374	207.3	53:20.253
24	1	1:34.613	26.244	34.084	34.285	205.3	54:54.866
25	1	1:35.373	25.998	34.234	35.141	209.3	56:30.239
26	1	1:36.208	26.220	35.125	34.863	208.1	58:06.447
27	1	1:36.592	26.615	34.851	35.126	201.9	59:43.039
28	1	1:35.822	26.167	34.753	34.902	208.5	1:01:18.861

44 — BMW 2002 TI 1970
1.Katrin BEHRENS
TC2

Lap	D	Time	Sector 1	Sector 2	Sector 3	T. Spd	Elapsed
1	1	1:59.157	42.125	39.622	37.410		1:59.157
2	1	1:46.174	30.278	37.478	38.418	170.6	3:45.331
3	1	1:44.545	29.421	37.734	37.390	186.2	5:29.876
4	1	1:42.667	28.760	36.408	37.499	189.8	7:12.543
5	1	1:43.385	29.160	36.421	37.804	188.8	8:55.928
6	1	1:42.192	28.639	35.955	37.598	191.8	10:38.120
7	1	1:42.835	28.316	36.429	38.090	189.5	12:20.955
8	1	2:11.758	29.007	39.759	1:02.992	189.5	14:32.713
9	1	2:40.001	48.013	48.334	1:03.654	79.8	17:12.714
10	1	2:30.887	32.549	45.905	1:12.433	145.6	19:43.601
11	1	2:03.396	41.195	43.835	38.366	90.0	21:46.997
12	1	1:44.817	29.065	37.275	38.477	179.1	23:31.814
13	1	1:44.969	30.411	36.907	37.651	186.5	25:16.783
14	1	1:42.001	28.372	36.565	37.064	188.2	26:58.784
15	1	1:42.032	28.365	36.263	37.404	187.5	28:40.816
16	1	4:19.880 B	29.069	36.346	3:14.465	171.4	33:00.696
17	1	1:50.044	34.940	37.030	38.074	129.5	34:50.740
18	1	1:44.097	29.231	36.981	37.885	183.1	36:34.837
19	1	1:43.486	28.862	36.514	38.110	182.7	38:18.323
20	1	1:42.604	28.626	36.008	37.970	189.1	40:00.927
21	1	1:42.760	28.876	35.754	38.130	168.5	41:43.687
22	1	1:45.944	29.810	38.453	37.681	176.5	43:29.631
23	1	1:45.305	28.997	37.053	39.255	182.7	45:14.936
24	1	2:53.943	38.754	1:02.564	1:12.625	93.2	48:08.879
25	1	2:04.462	42.253	44.654	37.555	87.3	50:13.341
26	1	1:42.649	28.938	36.512	37.199	180.0	51:55.990
27	1	1:43.453	28.696	37.082	37.675	183.4	53:39.443
28	1	1:43.964	29.280	36.853	37.831	183.7	55:23.407
29	1	1:40.877	28.393	35.579	36.905	193.2	57:04.284
30	1	1:42.641	28.451	36.829	37.361	188.2	58:46.925
31	1	1:42.531	28.120	36.872	37.539	189.8	1:00:29.456

45 — BMW 2002 TI 1970
1.Gaby VON OPPENHEIM
TC2

Lap	D	Time	Sector 1	Sector 2	Sector 3	T. Spd	Elapsed
1	1	1:50.686	37.930	36.803	35.953		1:50.686
2	1	1:38.197	27.037	35.770	35.390	199.3	3:28.883
3	1	1:37.390	27.106	34.942	35.342	196.4	5:06.273
4	1	1:39.502	28.021	35.097	36.384	192.5	6:45.775
5	1	1:37.412	26.904	34.918	35.590	196.4	8:23.187
6	1	1:38.239	27.139	35.430	35.670	200.4	10:01.426
7	1	1:37.622	27.106	34.819	35.697	201.1	11:39.048
8	1	1:41.721	28.236	35.716	37.769	196.7	13:20.769
9	1	2:52.399	45.851	54.880	1:11.668	120.4	16:13.168
10	1	3:20.001	1:00.334	1:06.228	1:13.439	73.0	19:33.169
11	1	2:05.594	41.841	41.475	42.278	83.4	21:38.763
12	1	1:39.013	28.712	34.657	35.644	166.7	23:17.776
13	1	1:37.794	27.005	34.721	36.068	196.4	24:55.570
14	1	1:37.188	26.839	34.610	35.739	196.4	26:32.758
15	1	1:38.803	26.994	36.122	35.687	197.1	28:11.561
16	1	1:37.687	26.913	35.224	35.550	203.8	29:49.248
17	1	3:58.629 B	27.065	35.067	2:56.497	198.2	33:47.877
18	1	1:43.162	31.907	35.348	35.907	133.7	35:31.039
19	1	1:38.610	27.212	35.393	36.005	198.5	37:09.649
20	1	1:37.567	27.402	34.661	35.504	189.5	38:47.216
21	1	1:38.085	27.051	35.391	35.643	200.0	40:25.301
22	1	1:38.029	26.775	35.837	35.417	202.2	42:03.330
23	1	1:39.060	27.917	35.280	35.863	198.9	43:42.390
24	1	1:43.478	28.407	37.413	37.658	195.3	45:25.868
25	1	2:49.064	31.817	1:05.571	1:11.676	176.2	48:14.932

VICOMTE A.
PARIS
HISTORIC RACING BY PETER AUTO

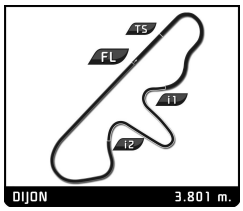

HERITAGE TOURING CUP
GRAND PRIX DE L'AGE D'OR
RACE

Sector Analysis

Personal Best | Session Best | B Crossing the finish line in pit lane

Lap	D	Time	Sector 1	Sector 2	Sector 3	T. Spd	Elapsed
26	1	2:00.707	40.718	43.611	36.378	95.8	50:15.639
27	1	1:37.060	27.044	34.696	35.320	195.7	51:52.699
28	1	1:37.704	26.895	34.907	35.902	197.8	53:30.403
29	1	1:37.028	27.220	34.564	35.244	194.6	55:07.431
30	1	1:37.755	27.061	35.245	35.449	201.5	56:45.186
31	1	1:37.604	27.244	34.706	35.654	200.0	58:22.790
32	1	1:37.541	27.529	34.809	35.203	193.5	1:00:00.331
33	1	1:36.328	26.561	34.664	35.103	201.5	1:01:36.659

47 Ford Escort RS 1600 1972
1.Guy Fabrice MESTROT
2.Eric SECHAUD
TC2

Lap	D	Time	Sector 1	Sector 2	Sector 3	T. Spd	Elapsed
1	2	1:39.926	31.913	34.524	33.489		1:39.926
2	2	1:31.899	25.316	33.886	32.697	208.9	3:11.825
3	2	1:30.472	25.127	32.491	32.854	213.9	4:42.297
4	2	1:30.662	25.167	32.282	33.213	223.6	6:12.959
5	2	1:31.025	25.436	32.376	33.213	224.5	7:43.984
6	2	1:30.983	25.496	32.344	33.143	220.4	9:14.967
7	2	1:31.269	25.566	32.392	33.311	222.7	10:46.236
8	2	1:32.364	25.738	32.174	34.452	205.3	12:18.600
9	2	2:11.691	26.309	41.532	1:03.850	213.9	14:30.291
10	2	2:38.245	47.014	47.618	1:03.613	86.3	17:08.536
11	2	2:32.570	31.622	46.960	1:13.988	145.9	19:41.106
12	2	2:01.048	40.891	43.358	36.799	95.8	21:42.154
13	2	1:33.853	27.675	32.594	33.584	189.5	23:16.007
14	2	1:29.927	25.322	31.910	32.695	225.0	24:45.934
15	2	1:31.034	25.543	32.324	33.167	207.7	26:16.968
16	2	1:30.918	25.488	32.170	33.260	220.9	27:47.886
17	2	1:31.041	25.317	32.538	33.186	219.1	29:18.927
18	2	4:06.527 B	27.006	33.994	3:05.527	206.9	33:25.454
19	1	1:47.900	38.287	34.372	35.241	112.5	35:13.354
20	1	1:36.431	26.961	34.123	35.347	194.6	36:49.785
21	1	1:36.287	27.245	34.296	34.746	185.6	38:26.072
22	1	1:35.640	26.667	34.148	34.825	208.5	40:01.712
23	1	1:35.678	26.883	33.950	34.845	194.6	41:37.390
24	1	1:35.659	26.866	33.959	34.834	207.3	43:13.049
25	1	1:36.781	27.133	34.172	35.476	202.6	44:49.830
26	1	1:46.524	34.108	35.570	36.846	131.9	46:36.354
27	1	1:59.152	31.553	36.396	51.203	145.6	48:35.506
28	1	2:02.191	38.752	43.518	39.921	118.0	50:37.697
29	1	1:41.225	28.799	35.182	37.244	186.5	52:18.922
30	1	1:36.448	27.156	34.424	34.868	202.2	53:55.370
31	1	1:35.772	27.011	34.153	34.608	206.5	55:31.142
32	1	1:36.332	26.984	34.099	35.249	196.4	57:07.474
33	1	1:35.871	26.960	34.089	34.822	201.9	58:43.345
34	1	1:34.506	26.739	33.585	34.182	208.1	1:00:17.851
35	1	1:37.620	28.342	34.526	34.752	211.4	1:01:55.471

49 BMW 3.0 CSL 1975
1.Dominique GUENAT
2.Maxime GUENAT
TC2

Lap	D	Time	Sector 1	Sector 2	Sector 3	T. Spd	Elapsed
1	2	1:32.726	29.265	32.192	31.269		1:32.726
2	2	1:27.810	24.982	31.832	30.996	220.4	3:00.536
3	2	1:27.783	24.337	32.346	31.100	222.2	4:28.319
4	2	1:27.226	24.274	31.787	31.165	230.8	5:55.545
5	2	1:27.423	24.188	31.917	31.318	220.0	7:22.968
6	2	1:27.862	24.323	31.754	31.785	224.5	8:50.830
7	2	1:27.782	24.403	31.839	31.540	221.8	10:18.612
8	2	1:27.212	24.199	31.734	31.279	230.3	11:45.824
9	2	1:30.148	24.374	31.864	33.910	227.4	13:15.972
10	2	2:55.600	49.087	54.979	1:11.534	93.9	16:11.572
11	2	3:19.874	59.625	1:07.128	1:13.121	75.1	19:31.446
12	2	2:06.520	42.377	41.462	42.681	83.3	21:37.966
13	2	1:29.009	25.961	31.754	31.294	190.8	23:06.975
14	2	1:27.051	24.344	31.511	31.196	228.3	24:34.026
15	2	1:27.476	24.566	31.589	31.321	223.6	26:01.502
16	2	1:27.558	24.395	31.829	31.334	223.1	27:29.060
17	2	1:28.272	24.470	32.401	31.401	220.0	28:57.332
18	2	1:27.729	24.436	31.935	31.358	224.1	30:25.061
19	2	3:58.315 B	24.450	31.843	3:02.022	219.5	34:23.376
20	1	1:35.674	30.637	33.025	32.012	150.0	35:59.050
21	1	1:30.247	25.504	32.714	32.029	199.6	37:29.297
22	1	1:30.988	25.249	32.956	32.783	208.5	39:00.285
23	1	1:31.765	26.091	32.974	32.700	193.9	40:32.050
24	1	1:31.315	25.498	32.845	32.972	199.6	42:03.365
25	1	1:36.720	27.599	34.794	34.327	190.8	43:40.085
26	1	1:36.729	26.653	34.859	35.217	192.5	45:16.814
27	1	2:53.086	37.489	1:02.840	1:12.757	95.0	48:09.900
28	1	2:03.568	41.835	44.535	37.198	87.0	50:13.468
29	1	1:32.577	25.815	33.458	33.304	210.5	51:46.045
30	1	1:32.265	25.735	33.623	32.907	197.4	53:18.310
31	1	1:31.425	25.294	33.447	32.684	209.7	54:49.735
32	1	1:31.822	25.458	33.296	33.068	206.1	56:21.557
33	1	1:31.064	25.607	32.900	32.557	202.2	57:52.621
34	1	1:30.763	25.525	32.793	32.445	192.5	59:23.384
35	1	1:31.326	25.378	33.074	32.874	196.7	1:00:54.710

51 Ford Capri RS 2600 1973
1.Toni SEILER
TC2

Lap	D	Time	Sector 1	Sector 2	Sector 3	T. Spd	Elapsed
1	1	1:48.331	37.247	36.624	34.460		1:48.331
2	1	1:35.338	26.272	34.867	34.199	198.5	3:23.669
3	1	1:35.274	26.200	35.141	33.933	200.4	4:58.943
4	1	1:33.937	25.866	33.940	34.131	210.1	6:32.880
5	1	1:33.968	25.878	33.953	34.137	211.8	8:06.848
6	1	1:33.641	25.966	33.685	33.990	206.9	9:40.489
7	1	1:33.810	26.033	33.631	34.146	207.7	11:14.299
8	1	1:35.258	26.470	33.886	34.902	196.7	12:49.557
9	1	1:49.029	27.568	35.623	45.838	197.4	14:38.586
10	1	2:39.325	48.549	48.734	1:02.042	63.4	17:17.911
11	1	2:30.673	34.795	44.999	1:10.879	118.8	19:48.584
12	1	2:02.173	44.533	40.574	37.066	94.7	21:50.757
13	1	1:39.629	28.373	35.484	35.772	193.2	23:30.386
14	1	1:35.867	26.648	34.169	35.050	198.9	25:06.253
15	1	3:59.196 B	26.542	35.162	2:57.492	203.8	29:05.449
16	1	1:42.644	33.354	34.369	34.921	139.4	30:48.093
17	1	1:36.747	27.052	34.530	35.165	193.2	32:24.840
18	1	1:36.916	27.405	34.628	34.883	206.5	34:01.756
19	1	1:34.996	26.508	33.929	34.559	206.1	35:36.752
20	1	1:35.907	27.295	33.894	34.718	195.7	37:12.659
21	1	1:35.072	26.699	33.844	34.529	198.5	38:47.731
22	1	1:38.059	26.947	35.124	35.988	194.6	40:25.790
23	1	1:36.399	27.089	34.105	35.205	203.8	42:02.189
24	1	1:38.975	27.530	35.822	35.623	190.1	43:41.164
25	1	1:37.968	27.018	34.738	36.212	191.2	45:19.132
26	1	2:53.338	36.276	1:04.151	1:12.911	123.0	48:12.470
27	1	2:01.216	40.244	44.570	36.402	103.1	50:13.686
28	1	1:35.593	26.543	34.601	34.449	201.5	51:49.279

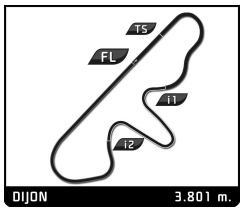

HERITAGE TOURING CUP
GRAND PRIX DE L'AGE D'OR
RACE

Sector Analysis

Personal Best | Session Best | B Crossing the finish line in pit lane

Lap	D	Time	Sector 1	Sector 2	Sector 3	T. Spd	Elapsed
29	1	1:34.077	25.824	33.761	34.492	216.9	53:23.356
30	1	1:35.301	26.204	34.274	34.823	211.8	54:58.657
31	1	1:35.272	26.585	34.233	34.454	200.7	56:33.929
32	1	1:34.831	26.114	34.331	34.386	215.1	58:08.760
33	1	1:34.998	26.224	33.964	34.810	203.4	59:43.758
34	1	1:36.872	27.381	34.514	34.977	188.5	1:01:20.630

52 Ford Capri RS 3100 Cologne 1973
1.Yves SCEMAMA — TC2

Lap	D	Time	Sector 1	Sector 2	Sector 3	T. Spd	Elapsed
1	1	1:33.338	29.731	32.609	30.998		1:33.338
2	1	1:28.090	25.050	32.084	30.956	219.5	3:01.428
3	1	1:27.703	24.811	32.041	30.851	213.4	4:29.131
4	1	1:27.622	24.693	32.048	30.881	223.1	5:56.753
5	1	1:28.002	24.850	32.162	30.990	217.3	7:24.755
6	1	1:28.197	24.857	32.137	31.203	209.7	8:52.952
7	1	5:01.648 B	26.553	33.497	4:01.598	211.4	13:54.600
8	1	2:23.588	32.212	39.529	1:11.847	156.1	16:18.188
9	1	4:46.826 B	1:02.810	1:04.464	2:39.552	82.3	21:05.014
10	1	1:34.301	30.684	32.205	31.412	154.9	22:39.315
11	1	1:28.335	24.661	32.047	31.627	213.9	24:07.650
12	1	1:28.270	24.577	32.179	31.514	221.3	25:35.920
13	1	1:28.289	24.634	32.420	31.235	218.2	27:04.209
14	1	1:28.551	24.633	31.947	31.971	215.1	28:32.760
15	1	1:29.073	24.769	32.771	31.533	210.9	30:01.833
16	1	1:28.609	24.544	32.231	31.834	218.2	31:30.442
17	1	3:48.149 B	24.703	32.331	2:51.115	215.1	35:18.591
18	1	1:34.042	30.301	32.168	31.573	155.2	36:52.633
19	1	1:28.663	24.548	32.434	31.681	224.1	38:21.296
20	1	1:29.777	25.378	32.678	31.721	217.3	39:51.073
21	1	1:28.783	24.663	32.733	31.387	222.2	41:19.856
22	1	1:29.149	24.894	32.547	31.708	209.7	42:49.005
23	1	1:30.802	25.298	32.596	32.908	223.6	44:19.807
24	1	1:45.748	29.046	38.063	38.639	191.2	46:05.555
25	1	2:19.508	32.153	47.315	1:00.040	142.5	48:25.063
26	1	2:02.593	41.284	44.754	36.555	123.4	50:27.656
27	1	1:30.964	25.977	33.692	31.295	209.7	51:58.620
28	1	1:29.889	26.285	32.333	31.271	223.6	53:28.509
29	1	1:29.616	24.663	32.708	32.245	222.7	54:58.125
30	1	1:29.650	25.400	32.242	32.008	215.1	56:27.775
31	1	1:28.626	24.853	32.176	31.597	215.6	57:56.401
32	1	1:27.910	24.481	32.128	31.301	232.8	59:24.311
33	1	1:29.664	24.861	32.921	31.882	212.2	1:00:53.975

56 Ford Escort I RS 1600 1975
1.Richard KOLLE — TC2

Lap	D	Time	Sector 1	Sector 2	Sector 3	T. Spd	Elapsed
1	1	2:04.674	44.146	40.313	40.215		2:04.674
2	1	1:47.430	30.233	38.032	39.165	159.5	3:52.104
3	1	1:47.373	30.173	38.073	39.127	160.7	5:39.477
4	1	1:48.216	30.447	38.310	39.459	157.0	7:27.693
5	1	1:49.451	30.636	38.512	40.303	160.0	9:17.144
6	1	1:53.574	33.258	39.308	41.008	158.6	11:10.718
7	1	2:02.070	35.078	42.971	44.021	155.4	13:12.788
8	1	2:22.960	39.461	50.454	53.045	100.7	15:35.748
9	1	2:26.096	43.457	48.957	53.682	107.0	18:01.844
10	1	2:13.073	39.359	45.571	48.143	110.3	20:14.917
11	1	1:56.298	35.907	40.035	40.356	131.4	22:11.215
12	1	1:55.686	31.019	39.700	44.967	153.6	24:06.901
13	1	1:52.609	31.884	39.485	41.240	146.9	25:59.510
14	1	4:20.260 B	32.275	40.870	3:07.115	138.8	30:19.770
15	1	1:59.115	37.550	39.794	41.771	110.2	32:18.885
16	1	1:58.798	31.612	45.587	41.599	153.4	34:17.683
17	1	1:59.625	32.884	42.580	44.161	133.8	36:17.308
18	1	1:54.013	31.694	40.194	42.125	146.5	38:11.321
19	1	1:59.240	34.784	40.975	43.481	141.5	40:10.561
20	1	1:57.659	32.510	41.791	43.358	134.8	42:08.220
21	1	1:53.843	31.503	39.931	42.409	155.2	44:02.063
22	1	1:59.656	34.472	42.310	42.874	134.5	46:01.719
23	1	2:19.625	32.133	45.142	1:02.350	148.6	48:21.344
24	1	2:04.767	41.045	44.617	39.105	109.5	50:26.111
25	1	1:59.483	35.984	42.811	40.688	155.2	52:25.594
26	1	1:50.715	31.477	38.531	40.707	145.4	54:16.309
27	1	1:52.294	31.546	39.287	41.461	150.2	56:08.603
28	1	1:55.668	31.636	39.165	44.867	147.9	58:04.271
29	1	1:57.897	36.344	39.437	42.116	126.3	1:00:02.168
30	1	1:53.128	32.268	38.652	42.208	150.6	1:01:55.296

60 Ford Capri RS 3100 Cologne 1974
1.Armand MILLE — TC2

Lap	D	Time	Sector 1	Sector 2	Sector 3	T. Spd	Elapsed
1	1	1:32.473	28.674	32.147	31.652		1:32.473
2	1	1:27.902	24.776	31.972	31.154	221.3	3:00.375
3	1	1:27.893	24.359	32.034	31.500	221.3	4:28.268
4	1	1:28.035	24.775	32.066	31.194	223.1	5:56.303
5	1	1:28.211	24.392	32.331	31.488	220.0	7:24.514
6	1	1:27.810	24.354	31.971	31.485	221.3	8:52.324
7	1	1:28.029	24.283	32.416	31.330	229.8	10:20.353
8	1	1:27.467	24.279	31.784	31.404	230.8	11:47.820
9	1	1:33.314	25.099	32.232	35.983	228.3	13:21.134
10	1	2:52.700	46.178	54.923	1:11.599	119.1	16:13.834
11	1	3:20.527	1:00.777	1:06.120	1:13.630	73.7	19:34.361
12	1	2:04.609	41.396	41.765	41.448	77.1	21:38.970
13	1	1:28.728	26.004	31.668	31.056	187.2	23:07.698
14	1	1:27.204	24.354	31.852	30.998	225.9	24:34.902
15	1	1:27.264	24.382	31.803	31.079	223.6	26:02.166
16	1	1:27.850	24.720	31.745	31.385	205.7	27:30.016
17	1	1:27.563	24.283	32.042	31.238	221.3	28:57.579
18	1	1:27.549	24.622	31.807	31.120	221.8	30:25.128
19	1	3:57.076 B	24.861	31.877	3:00.338	222.7	34:22.204
20	1	1:33.957	30.193	32.027	31.737	156.7	35:56.161
21	1	1:27.301	24.414	31.715	31.172	219.1	37:23.462
22	1	1:27.971	24.630	31.955	31.386	216.9	38:51.433
23	1	1:31.126	25.626	32.818	32.682	214.3	40:22.559
24	1	1:28.284	24.374	32.698	31.212	215.6	41:50.843
25	1	1:28.636	24.422	32.797	31.417	215.6	43:19.479
26	1	1:49.870	24.376	38.779	46.715	216.9	45:09.349
27	1	2:53.426	37.070	1:03.985	1:12.371	105.6	48:02.775
28	1	2:04.454	42.666	44.173	37.615	91.1	50:07.229
29	1	1:28.184	24.756	32.061	31.367	213.9	51:35.413
30	1	1:27.698	24.330	31.993	31.375	216.9	53:03.111
31	1	1:28.167	24.349	32.427	31.391	211.8	54:31.278
32	1	1:27.459	24.279	31.941	31.239	221.3	55:58.737
33	1	1:27.659	24.610	31.887	31.162	226.4	57:26.396
34	1	1:28.224	24.313	32.842	31.069	225.9	58:54.620
35	1	1:27.754	24.311	32.231	31.212	217.7	1:00:22.374

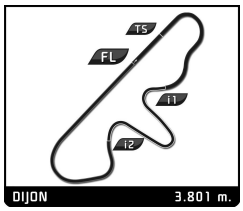

HERITAGE TOURING CUP
GRAND PRIX DE L'AGE D'OR
RACE

Sector Analysis

Personal Best | Session Best | B Crossing the finish line in pit lane

74 BMW 3.0 CSL 1975
1.Michael KAMMERMANN — TC2

Lap	D	Time	Sector 1	Sector 2	Sector 3	T. Spd	Elapsed
1	1	1:32.601	29.110	32.038	31.453		1:32.601
2	1	1:28.335	25.378	31.986	30.971	222.7	3:00.936
3	1	1:27.502	24.605	32.060	30.837	216.4	4:28.438
4	1	1:28.009	24.998	31.914	31.097	213.0	5:56.447
5	1	1:28.191	24.700	32.116	31.375	211.8	7:24.638
6	1	1:27.917	24.603	31.953	31.361	212.6	8:52.555
7	1	1:27.863	24.593	32.062	31.208	213.9	10:20.418
8	1	1:27.422	24.627	31.709	31.086	218.6	11:47.840
9	1	1:29.340	24.623	31.614	33.103	226.4	13:17.180
10	1	2:54.931	48.666	55.011	1:11.254	99.3	16:12.111
11	1	3:20.218	59.950	1:06.871	1:13.397	72.4	19:32.329
12	1	2:05.807	42.099	41.421	42.287	93.6	21:38.136
13	1	1:28.885	26.215	31.681	30.989	188.8	23:07.021
14	1	1:27.131	24.718	31.556	30.857	224.1	24:34.152
15	1	1:27.667	24.831	31.654	31.182	215.1	26:01.819
16	1	3:49.679 B	24.745	31.675	2:53.259	204.9	29:51.498
17	1	1:35.110	31.593	32.122	31.395	156.1	31:26.608
18	1	1:27.631	24.429	31.759	31.443	220.9	32:54.239
19	1	1:28.991	24.847	32.140	32.004	200.4	34:23.230
20	1	1:32.047	25.639	34.122	32.286	204.9	35:55.277
21	1	1:27.954	24.734	31.961	31.259	214.3	37:23.231
22	1	1:27.793	24.563	31.833	31.397	213.9	38:51.024
23	1	1:29.764	25.595	32.569	31.600	214.7	40:20.788
24	1	1:28.173	24.643	32.020	31.510	212.6	41:48.961
25	1	1:28.916	25.469	32.075	31.372	204.5	43:17.877
26	1	1:48.830	24.740	32.896	51.194	204.2	45:06.707
27	1	2:54.089	36.735	1:04.583	1:12.771	102.6	48:00.796
28	1	2:03.360	42.447	44.428	36.485	95.4	50:04.156
29	1	1:29.219	25.189	32.426	31.604	220.0	51:33.375
30	1	1:28.165	24.610	31.850	31.705	210.5	53:01.540
31	1	1:28.411	24.744	31.857	31.810	208.1	54:29.951
32	1	1:28.371	24.753	31.759	31.859	212.6	55:58.322
33	1	1:27.315	24.481	31.554	31.280	229.3	57:25.637
34	1	1:27.860	24.643	31.873	31.344	217.3	58:53.497
35	1	1:27.671	24.537	31.731	31.403	213.9	1:00:21.168

75 BMW 3.0 CSL 1974
1.Eric MESTDAGH — TC2

Lap	D	Time	Sector 1	Sector 2	Sector 3	T. Spd	Elapsed
1	1	1:42.375	33.906	34.411	34.058		1:42.375
2	1	1:31.899	25.616	33.061	33.222	228.3	3:14.274
3	1	1:31.122	25.440	32.824	32.858	224.1	4:45.396
4	1	1:32.615	25.907	33.761	32.947	222.7	6:18.011
5	1	1:31.213	25.229	33.156	32.828	228.8	7:49.224
6	1	1:31.229	25.460	33.059	32.710	223.6	9:20.453
7	1	1:32.464	26.134	33.508	32.822	220.9	10:52.917
8	1	1:32.771	25.786	33.280	33.705	229.3	12:25.688
9	1	2:07.656	26.326	38.547	1:02.783	219.5	14:33.344
10	1	2:40.292	48.556	47.903	1:03.833	79.2	17:13.636
11	1	2:30.766	32.193	46.293	1:12.280	146.3	19:44.402
12	1	2:02.718	41.641	43.492	37.585	88.5	21:47.120
13	1	1:34.346	26.677	33.905	33.764	213.0	23:21.466
14	1	5:49.745 B	25.970	33.330	4:50.445	229.8	29:11.211
15	1	1:43.764	33.571	34.941	35.252	131.5	30:54.975
16	1	1:33.317	26.185	33.352	33.780	213.4	32:28.292
17	1	1:33.996	25.906	34.258	33.832	221.3	34:02.288
18	1	1:35.044	27.432	34.324	33.288	204.5	35:37.332
19	1	1:32.630	26.128	33.533	32.969	216.4	37:09.962
20	1	1:32.536	25.725	33.298	33.513	230.3	38:42.498
21	1	1:33.505	26.006	34.261	33.238	217.7	40:16.003
22	1	1:33.222	27.096	33.281	32.845	216.4	41:49.225
23	1	1:34.016	26.124	34.282	33.610	215.6	43:23.241
24	1	1:48.693	26.113	37.856	44.724	217.3	45:11.934
25	1	2:54.446	37.645	1:03.152	1:13.649	104.4	48:06.380
26	1	2:02.646	41.714	44.109	36.823	103.1	50:09.026
27	1	1:34.476	26.987	33.998	33.491	218.6	51:43.502
28	1	1:32.580	26.043	33.200	33.337	220.4	53:16.082
29	1	1:32.467	26.040	33.314	33.113	210.9	54:48.549
30	1	1:33.607	25.854	34.486	33.267	221.8	56:22.156
31	1	1:32.568	26.014	33.434	33.120	215.6	57:54.724
32	1	1:32.613	25.798	33.729	33.086	216.4	59:27.337
33	1	1:32.826	25.866	33.448	33.512	221.8	1:01:00.163

90 Ford Escort RS 1600 1969
1.Carlos F. CRUZ — TC2

Lap	D	Time	Sector 1	Sector 2	Sector 3	T. Spd	Elapsed
1	1	1:57.333	39.575	38.825	38.933		1:57.333
2	1	1:44.430	29.316	36.974	38.140	180.6	3:41.763
3	1	1:42.778	28.558	36.418	37.802	188.8	5:24.541
4	1	1:42.846	28.727	36.187	37.932	186.9	7:07.387
5	1	1:43.610	28.739	36.867	38.004	186.9	8:50.997
6	1	1:43.013	28.777	36.483	37.753	186.9	10:34.010
7	1	1:42.048	28.086	36.111	37.851	191.2	12:16.058
8	1	2:14.701	28.788	42.413	1:03.500	185.9	14:30.759
9	1	2:39.144	47.250	47.808	1:04.086	84.7	17:09.903
10	1	2:31.777	31.743	46.778	1:13.256	149.6	19:41.680
11	1	2:02.154	41.045	43.214	37.895	93.2	21:43.834
12	1	1:42.268	28.705	36.185	37.378	174.2	23:26.102
13	1	1:41.720	28.299	35.920	37.501	183.1	25:07.822
14	1	4:05.406 B	28.460	36.945	3:00.001	190.1	29:13.228
15	1	1:50.482	35.862	36.090	38.530	120.8	31:03.710
16	1	1:42.561	28.659	35.989	37.913	182.1	32:46.271
17	1	1:42.452	28.146	36.629	37.677	190.5	34:28.723
18	1	1:42.722	28.524	35.838	38.360	187.5	36:11.445
19	1	1:43.330	28.833	36.588	37.909	185.9	37:54.775
20	1	1:42.169	28.331	35.999	37.839	187.2	39:36.944
21	1	1:41.815	28.178	35.783	37.854	187.2	41:18.759
22	1	1:42.589	28.647	36.244	37.698	188.2	43:01.348
23	1	1:43.122	27.966	35.598	39.558	185.6	44:44.470
24	1	1:50.147	35.741	36.398	38.008	107.9	46:34.617
25	1	1:59.775	30.138	38.120	51.517	148.8	48:34.392
26	1	2:02.777	38.282	43.986	40.509	127.5	50:37.169
27	1	1:41.564	28.285	35.787	37.492	189.8	52:18.733
28	1	1:40.817	27.821	35.689	37.307	187.2	53:59.550
29	1	1:40.764	27.644	35.739	37.381	188.5	55:40.314
30	1	1:40.858	27.781	35.916	37.161	184.0	57:21.172
31	1	1:41.424	28.053	36.047	37.324	184.9	59:02.596
32	1	1:41.615	28.251	35.978	37.386	184.6	1:00:44.211

93 BMW 3.0 CSL 1975
1.Simon ALEXANDER — TC2

Lap	D	Time	Sector 1	Sector 2	Sector 3	T. Spd	Elapsed
1	1	1:46.020	35.920	35.839	34.261		1:46.020
2	1	1:36.522	26.773	35.852	33.897	191.8	3:22.542

VICOMTE A. PARIS
HISTORIC RACING BY PETER AUTO

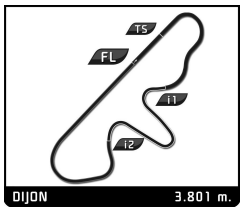

HERITAGE TOURING CUP
GRAND PRIX DE L'AGE D'OR
RACE

Sector Analysis

Personal Best | Session Best | **B** Crossing the finish line in pit lane

Lap	D	Time	Sector 1	Sector 2	Sector 3	T. Spd	Elapsed
3	1	1:37.559	26.479	36.947	34.133	207.3	5:00.101
4	1	1:36.769	26.326	35.804	34.639	196.7	6:36.870
5	1	1:35.884	27.226	34.214	34.444	185.6	8:12.754
6	1	1:34.010	26.473	33.616	33.921	188.8	9:46.764
7	1	1:35.502	26.537	34.719	34.246	194.2	11:22.266
8	1	1:36.240	26.550	34.669	35.021	186.2	12:58.506
9	1	1:51.193	32.609	40.192	38.392	173.1	14:49.699
10	1	2:31.797	43.183	49.482	59.132	115.9	17:21.496
11	1	2:31.190	39.497	43.236	1:08.457	91.1	19:52.686
12	1	2:01.798	46.560	39.675	35.563	88.0	21:54.484
13	1	1:38.716	27.384	35.364	35.968	183.7	23:33.200
14	1	1:39.083	28.431	34.741	35.911	184.3	25:12.283
15	1	1:37.280	27.731	35.309	34.240	185.6	26:49.563
16	1	1:38.756	27.572	35.217	35.967	180.3	28:28.319
17	1	4:08.805 B	27.364	34.590	3:06.851	177.9	32:37.124
18	1	1:42.698	33.663	34.740	34.295	126.8	34:19.822
19	1	1:39.392	26.981	36.813	35.598	177.6	35:59.214
20	1	1:40.825	26.299	39.270	35.256	191.8	37:40.039
21	1	1:35.788	26.498	34.330	34.960	194.2	39:15.827
22	1	4:57.563 B	26.158	34.098	3:57.307	196.7	44:13.390
23	1	2:16.631	43.219	49.789	43.623	115.8	46:30.021
24	1	2:01.235	30.892	36.903	53.440	144.6	48:31.256
25	1	2:01.642	39.077	45.216	37.349	125.1	50:32.898
26	1	1:39.768	27.503	36.108	36.157	190.8	52:12.666
27	1	1:38.226	27.752	35.066	35.408	181.5	53:50.892
28	1	1:37.743	27.045	35.328	35.370	200.0	55:28.635
29	1	1:36.112	27.027	34.297	34.788	184.3	57:04.747
30	1	1:37.091	26.569	34.701	35.821	196.4	58:41.838
31	1	1:36.355	27.221	34.139	34.995	184.3	1:00:18.193
32	1	1:39.537	27.389	35.630	36.518	186.5	1:01:57.730

100 Ford Escort I RS 1600 1975
1.Didier GRUAU — TC2

Lap	D	Time	Sector 1	Sector 2	Sector 3	T. Spd	Elapsed
1	1	1:45.687	36.394	34.741	34.552		1:45.687
2	1	1:34.691	26.684	33.957	34.050	200.7	3:20.378
3	1	1:32.150	25.413	33.144	33.593	206.5	4:52.528
4	1	1:33.327	25.908	33.509	33.910	204.2	6:25.855
5	1	1:33.324	25.490	33.821	34.013	212.6	7:59.179
6	1	52:46.569 B	26.314	34.573	...	188.8	1:00:45.748

115 BMW 3.0 CSL 1975
1.Simon WATTS — TC2

Lap	D	Time	Sector 1	Sector 2	Sector 3	T. Spd	Elapsed
1	1	1:38.924	31.266	34.447	33.211		1:38.924
2	1	1:32.646	25.451	34.118	33.077	217.3	3:11.570
3	1	1:32.811	25.816	33.878	33.117	200.4	4:44.381
4	1	1:31.684	25.431	33.447	32.806	217.7	6:16.065
5	1	1:30.775	25.304	32.746	32.725	220.9	7:46.840
6	1	1:30.724	25.099	32.838	32.787	223.1	9:17.564
7	1	1:31.421	25.425	32.970	33.026	205.3	10:48.985
8	1	1:31.724	25.044	33.606	33.074	226.4	12:20.709
9	1	2:10.792	25.848	41.648	1:03.296	210.9	14:31.501
10	1	2:38.918	47.321	47.819	1:03.778	85.0	17:10.419
11	1	2:31.832	32.181	46.581	1:13.070	144.4	19:42.251
12	1	2:01.704	41.195	43.176	37.333	91.6	21:43.955
13	1	1:37.536	27.240	35.736	34.560	200.0	23:21.491
14	1	1:33.923	26.169	34.086	33.668	210.5	24:55.414
15	1	1:31.470	25.213	33.132	33.125	214.3	26:26.884
16	1	1:31.972	25.389	33.450	33.133	222.7	27:58.856
17	1	1:31.284	25.121	33.133	33.030	222.7	29:30.140
18	1	3:56.930 B	25.418	33.151	2:58.361	220.0	33:27.070
19	1	1:42.085	35.035	33.514	33.536	113.1	35:09.155
20	1	1:32.109	25.259	33.235	33.615	215.6	36:41.264
21	1	1:32.848	25.305	33.665	33.878	211.8	38:14.112
22	1	1:31.882	25.723	33.011	33.148	197.1	39:45.994
23	1	1:32.300	25.736	33.398	33.166	209.7	41:18.294
24	1	1:32.652	25.524	34.079	33.049	197.8	42:50.946
25	1	1:33.757	25.182	33.693	34.882	217.3	44:24.703
26	1	1:44.015	30.571	36.659	36.785	175.6	46:08.718
27	1	2:17.032	30.312	47.073	59.647	163.6	48:25.750
28	1	2:02.308	41.516	44.752	36.040	117.3	50:28.058
29	1	1:35.431	27.242	34.451	33.738	202.2	52:03.489
30	1	1:32.683	25.730	33.158	33.795	206.5	53:36.172
31	1	1:33.404	25.875	33.947	33.582	208.5	55:09.576
32	1	1:32.436	25.697	33.486	33.253	199.6	56:42.012
33	1	1:32.693	25.459	33.691	33.543	195.7	58:14.705
34	1	1:33.203	25.869	33.657	33.677	200.0	59:47.908
35	1	1:34.304	25.953	34.041	34.310	201.1	1:01:22.212

117 Ford Escort RS 1600 1975
1.Alain PAGES
2.José DA ROCHA — TC2

Lap	D	Time	Sector 1	Sector 2	Sector 3	T. Spd	Elapsed
1	1	1:47.224	36.730	36.642	33.852		1:47.224
2	1	1:36.938	26.342	36.292	34.304	193.5	3:24.162
3	1	1:35.547	26.305	34.818	34.424	199.6	4:59.709
4	1	1:34.518	26.085	34.383	34.050	212.2	6:34.227
5	1	1:33.405	26.280	33.161	33.964	198.5	8:07.632
6	1	1:33.221	26.242	33.441	33.538	203.4	9:40.853
7	1	1:34.472	26.643	34.019	33.810	203.8	11:15.325
8	1	1:34.907	26.410	33.288	35.209	200.7	12:50.232
9	1	1:50.915	27.901	36.706	46.308	197.8	14:41.147
10	1	2:37.182	46.558	49.271	1:01.353	85.1	17:18.329
11	1	2:30.385	35.290	45.139	1:09.956	122.7	19:48.714
12	1	2:02.310	45.100	40.461	36.749	89.9	21:51.024
13	1	1:39.209	27.955	34.930	36.324	186.9	23:30.233
14	1	1:34.451	26.101	34.127	34.223	203.0	25:04.684
15	1	1:35.377	27.178	33.900	34.299	211.4	26:40.061
16	1	1:33.489	26.129	33.369	33.991	210.1	28:13.550
17	1	1:33.545	25.974	33.566	34.005	213.9	29:47.095
18	1	3:57.114 B	26.142	33.608	2:57.364	201.9	33:44.209
19	2	1:43.399	34.135	34.368	34.896	117.4	35:27.608
20	2	1:35.212	26.422	34.192	34.598	199.3	37:02.820
21	2	1:35.407	26.085	34.705	34.617	207.7	38:38.227
22	2	1:35.110	26.079	34.520	34.511	209.3	40:13.337
23	2	1:34.619	26.286	33.972	34.361	206.1	41:47.956
24	2	1:35.606	26.343	35.018	34.245	207.7	43:23.562
25	2	1:49.278	26.268	38.365	44.645	201.1	45:12.840
26	2	2:54.218	38.166	1:03.081	1:12.971	103.9	48:07.058
27	2	2:03.602	42.183	44.011	37.408	98.9	50:10.660
28	2	1:36.401	26.904	34.701	34.796	206.9	51:47.061
29	2	1:34.928	26.328	34.105	34.495	206.1	53:21.989
30	2	1:34.808	26.418	33.945	34.445	203.0	54:56.797
31	2	1:35.667	26.751	34.394	34.522	209.7	56:32.464
32	2	1:34.569	26.380	34.135	34.054	203.0	58:07.033
33	2	1:35.033	26.575	34.275	34.183	193.2	59:42.066
34	2	1:34.610	25.999	33.954	34.657	211.8	1:01:16.676

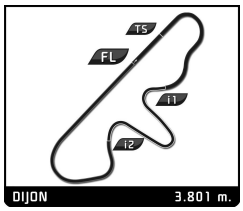

HERITAGE TOURING CUP
GRAND PRIX DE L'AGE D'OR
RACE

Sector Analysis

Personal Best | Session Best | **B** Crossing the finish line in pit lane

126 BMW 528i 1984
1.Armand ADRIAANS — Group A

Lap	D	Time	Sector 1	Sector 2	Sector 3	T. Spd	Elapsed
1	1	2:02.164	42.967	40.673	38.524		2:02.164
2	1	1:45.705	29.721	38.702	37.282	171.4	3:47.869
3	1	1:44.730	29.201	37.844	37.685	175.9	5:32.599
4	1	1:43.953	29.091	37.487	37.375	173.4	7:16.552
5	1	1:44.498	29.083	37.696	37.719	170.1	9:01.050
6	1	1:44.463	29.135	37.569	37.759	173.9	10:45.513
7	1	1:43.954	28.507	37.500	37.947	177.6	12:29.467
8	1	2:06.444	29.242	38.100	59.102	176.5	14:35.911
9	1	2:39.604	48.464	48.697	1:02.443	72.3	17:15.515
10	1	2:30.955	33.246	45.886	1:11.823	122.6	19:46.470
11	1	2:03.910	42.644	42.449	38.817	86.7	21:50.380
12	1	1:49.995	31.282	39.130	39.583	181.8	23:40.375
13	1	1:46.347	29.925	37.932	38.490	174.5	25:26.722
14	1	1:46.549	29.491	38.136	38.922	176.5	27:13.271
15	1	1:45.983	29.776	37.964	38.243	178.2	28:59.254
16	1	1:45.399	29.272	38.573	37.554	170.1	30:44.653
17	1	4:09.068 B	29.716	38.165	3:01.187	173.6	34:53.721
18	1	1:51.097	34.752	37.933	38.412	127.8	36:44.818
19	1	1:45.266	29.250	38.220	37.796	180.9	38:30.084
20	1	1:44.635	28.856	38.114	37.665	180.9	40:14.719
21	1	1:46.144	29.482	38.445	38.217	175.9	42:00.863
22	1	1:46.337	30.064	38.104	38.169	180.9	43:47.200
23	1	1:52.748	31.635	40.621	40.492	161.7	45:39.948
24	1	2:36.313	31.631	52.956	1:11.726	154.1	48:16.261
25	1	2:05.368	40.861	45.794	38.713	103.4	50:21.629
26	1	1:48.245	30.624	39.112	38.509	172.0	52:09.874
27	1	1:46.761	30.399	37.919	38.443	179.1	53:56.635
28	1	1:46.043	29.292	38.392	38.359	175.9	55:42.678
29	1	1:46.230	29.114	38.515	38.601	170.9	57:28.908
30	1	1:46.457	29.488	38.339	38.630	174.2	59:15.365
31	1	1:46.665	29.933	38.663	38.069	175.3	1:01:02.030

155 BMW 2002 TII 1975
1.Charles VEILLARD — TC2

Lap	D	Time	Sector 1	Sector 2	Sector 3	T. Spd	Elapsed
1	1	1:50.512	37.837	37.471	35.204		1:50.512
2	1	1:36.263	26.495	35.057	34.711	205.7	3:26.775
3	1	1:35.077	26.287	34.389	34.401	206.9	5:01.852
4	1	1:35.837	26.452	34.482	34.903	204.2	6:37.689
5	1	1:35.530	26.740	34.464	34.326	204.2	8:13.219
6	1	1:35.344	26.542	34.302	34.500	204.9	9:48.563
7	1	1:35.195	26.334	34.399	34.462	202.2	11:23.758
8	1	1:35.462	26.196	34.682	34.584	207.7	12:59.220
9	1	1:51.137	32.624	40.635	37.878	167.4	14:50.357
10	1	2:31.943	43.616	49.084	59.243	112.5	17:22.300
11	1	2:30.972	39.387	43.513	1:08.072	91.5	19:53.272
12	1	2:01.866	46.686	39.536	35.644	89.3	21:55.138
13	1	1:38.257	27.108	35.672	35.477	199.6	23:33.395
14	1	1:38.418	26.748	35.811	35.859	190.5	25:11.813
15	1	4:54.451 B	27.761	43.830	3:42.860	199.6	30:06.264
16	1	10:32.515 B	35.966	35.541	9:21.008	127.2	40:38.779
17	1	1:44.912	33.884	35.777	35.251	136.0	42:23.691
18	1	1:39.361	26.803	35.001	37.557	210.5	44:03.052
19	1	1:59.118	33.874	42.578	42.666	128.9	46:02.170
20	1	2:19.697	32.098	45.303	1:02.296	139.2	48:21.867
21	1	2:04.275	41.274	44.642	38.359	111.1	50:26.142
22	1	1:37.538	27.148	35.247	35.143	199.6	52:03.680
23	1	1:36.637	27.069	34.641	34.927	194.2	53:40.317
24	1	1:37.463	27.589	34.769	35.105	198.9	55:17.780
25	1	1:35.701	26.469	34.400	34.832	198.5	56:53.481
26	1	1:36.791	26.709	35.205	34.877	208.9	58:30.272
27	1	1:35.782	26.682	34.557	34.543	211.4	1:00:06.054
28	1	1:35.964	26.536	34.457	34.971	201.9	1:01:42.018

158 Alfa Romeo 1750 GTAm 1971
1.Patrick WILWERT
2.Philippe VERMAST — TC2

Lap	D	Time	Sector 1	Sector 2	Sector 3	T. Spd	Elapsed
1	1	1:52.576	38.278	37.668	36.630		1:52.576
2	1	1:38.619	27.342	35.441	35.836	198.5	3:31.195
3	1	1:40.201	27.288	36.589	36.324	200.0	5:11.396
4	1	1:38.497	27.343	35.550	35.604	202.2	6:49.893
5	1	1:37.819	27.151	35.120	35.548	201.9	8:27.712
6	1	1:37.904	27.334	35.198	35.372	201.9	10:05.616
7	1	1:38.387	27.403	35.345	35.639	202.6	11:44.003
8	1	1:42.449	27.969	36.623	37.857	202.6	13:26.452
9	1	2:48.701	41.759	54.924	1:12.018	172.2	16:15.153
10	1	3:20.230	1:00.438	1:05.861	1:13.931	80.4	19:35.383
11	1	2:04.075	41.408	42.391	40.276	71.3	21:39.458
12	1	1:40.132	28.959	35.484	35.689	162.2	23:19.590
13	1	1:38.912	27.246	36.193	35.473	203.4	24:58.502
14	1	1:38.989	27.426	35.918	35.645	203.4	26:37.491
15	1	1:38.839	27.404	35.810	35.625	200.0	28:16.330
16	1	1:39.240	27.367	35.716	36.157	201.5	29:55.570
17	1	1:39.938	28.575	35.606	35.757	197.4	31:35.508
18	1	3:57.786 B	27.284	36.032	2:54.470	200.7	35:33.294
19	2	1:48.843	36.012	36.596	36.235	129.0	37:22.137
20	2	1:41.485	28.732	35.962	36.791	182.4	39:03.622
21	2	1:40.782	27.838	36.116	36.828	196.4	40:44.404
22	2	1:42.373	28.654	36.371	37.348	176.5	42:26.777
23	2	1:39.907	27.633	35.993	36.281	194.6	44:06.684
24	2	1:55.983	30.961	42.796	42.226	143.2	46:02.667
25	2	2:19.817	32.111	46.883	1:00.823	135.3	48:22.484
26	2	2:04.052	41.397	44.659	37.996	114.0	50:26.536
27	2	1:42.708	28.049	37.200	37.459	188.2	52:09.244
28	2	1:41.261	27.737	36.725	36.799	187.5	53:50.505
29	2	1:41.303	28.185	36.230	36.888	189.5	55:31.808
30	2	4:22.741 B	28.899	37.531	3:16.311	197.1	59:54.549
31	2	1:50.162	36.523	36.741	36.898	129.5	1:01:44.711

175 Ford Capri RS 2600 1972
1.Simon EVANS
2.James LITTLEJOHN — TC2

Lap	D	Time	Sector 1	Sector 2	Sector 3	T. Spd	Elapsed
1	1	1:38.358	31.024	33.829	33.505		1:38.358
2	1	1:32.727	25.475	33.493	33.759	210.9	3:11.085
3	1	1:33.230	25.490	34.006	33.734	209.3	4:44.315
4	1	1:33.839	26.414	33.837	33.588	202.2	6:18.154
5	1	1:32.144	25.566	33.283	33.295	203.8	7:50.298
6	1	1:31.553	25.059	33.386	33.108	213.0	9:21.851
7	1	1:32.958	25.969	33.384	33.605	210.5	10:54.809
8	1	1:32.929	25.799	33.471	33.659	211.4	12:27.738
9	1	2:07.343	25.913	39.560	1:01.870	211.4	14:35.081
10	1	2:39.925	48.246	48.878	1:02.801	75.3	17:15.006
11	1	2:31.116	32.045	46.820	1:12.251	144.0	19:46.122
12	1	2:01.403	41.262	43.249	36.892	87.9	21:47.525

VICOMTE A. PARIS
HISTORIC RACING BY PETER AUTO

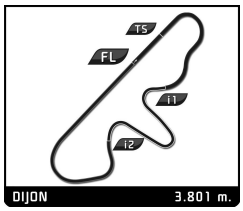

HERITAGE TOURING CUP
GRAND PRIX DE L'AGE D'OR
RACE

Sector Analysis

Personal Best | Session Best | **B** Crossing the finish line in pit lane

Lap	D	Time	Sector 1	Sector 2	Sector 3	T. Spd	Elapsed
13	1	1:53.374	26.748	34.870	51.756	206.5	23:40.899
14	1	1:33.042	25.505	33.563	33.974	212.2	25:13.941
15	1	1:35.424	26.215	34.191	35.018	207.7	26:49.365
16	1	1:33.723	26.080	34.110	33.533	208.1	28:23.088
17	1	4:29.633 B	25.715	33.868	3:30.050	209.7	32:52.721
18	2	1:38.799	32.174	33.059	33.566	138.3	34:31.520
19	2	1:30.975	25.129	32.923	32.923	215.6	36:02.495
20	2	1:31.153	25.099	32.949	33.105	219.5	37:33.648
21	2	1:31.018	25.149	32.931	32.938	217.3	39:04.666
22	2	1:31.319	25.314	33.020	32.985	217.3	40:35.985
23	2	3:57.642 B	26.064	32.920	2:58.658	218.2	44:33.627
24	2	1:43.697	32.054	37.718	33.925	136.5	46:17.324
25	2	2:12.126	25.255	44.960	1:01.911	211.4	48:29.450
26	2	2:01.734	39.666	44.434	37.634	96.9	50:31.184
27	2	1:33.691	25.151	35.311	33.229	219.1	52:04.875
28	2	1:31.471	25.316	33.039	33.116	216.4	53:36.346
29	2	1:31.715	25.124	33.479	33.112	215.6	55:08.061
30	2	1:31.151	25.025	33.094	33.032	219.5	56:39.212
31	2	1:30.768	24.981	33.011	32.776	220.4	58:09.980
32	2	1:33.673	26.004	33.964	33.705	209.7	59:43.653
33	2	1:31.854	25.691	33.082	33.081	219.1	1:01:15.507

181 Ford Escort I RS 1600 1974
1.Bertrand ROUCHAUD
2.Benjamin MONNAY
TC2

Lap	D	Time	Sector 1	Sector 2	Sector 3	T. Spd	Elapsed
1	1	1:51.449	38.069	37.729	35.651		1:51.449
2	1	1:37.271	26.805	35.790	34.676	204.5	3:28.720
3	1	1:35.060	26.378	34.174	34.508	203.0	5:03.780
4	1	1:35.148	26.424	34.333	34.391	203.8	6:38.928
5	1	1:35.033	26.161	34.516	34.356	208.5	8:13.961
6	1	1:35.121	26.439	34.510	34.172	209.3	9:49.082
7	1	1:34.935	26.323	34.372	34.240	211.8	11:24.017
8	1	1:35.567	26.298	34.805	34.464	210.1	12:59.584
9	1	1:51.543	32.790	40.671	38.082	167.4	14:51.127
10	1	2:31.482	43.592	48.741	59.149	107.2	17:22.609
11	1	2:30.876	39.489	44.285	1:07.102	87.9	19:53.485
12	1	2:02.219	46.917	39.494	35.808	87.6	21:55.704
13	1	1:37.949	26.746	35.885	35.318	209.7	23:33.653
14	1	1:36.944	26.977	34.888	35.079	184.6	25:10.597
15	1	1:36.063	26.225	35.005	34.833	208.9	26:46.660
16	1	1:34.260	26.257	34.127	33.876	205.7	28:20.920
17	1	3:58.047 B	26.250	33.789	2:58.008	210.9	32:18.967
18	1	1:42.684	32.519	34.643	35.522	138.1	34:01.651
19	1	1:37.816	27.707	35.346	34.763	207.7	35:39.467
20	1	1:35.345	26.253	34.793	34.299	206.1	37:14.812
21	1	1:35.086	26.692	34.153	34.241	207.7	38:49.898
22	1	1:36.205	27.812	34.141	34.252	209.3	40:26.103
23	1	1:36.188	27.083	34.407	34.698	205.3	42:02.291

246 Ford Falcon Sprint 1964
1.Peter JOOS
TC1

Lap	D	Time	Sector 1	Sector 2	Sector 3	T. Spd	Elapsed
1	1	1:59.141	42.613	39.596	36.932		1:59.141
2	1	1:44.272	29.768	37.358	37.146	173.9	3:43.413
3	1	1:43.763	29.521	37.156	37.086	174.2	5:27.176
4	1	1:43.527	29.924	37.110	36.493	174.5	7:10.703
5	1	1:42.817	29.328	37.153	36.336	184.6	8:53.520
6	1	1:42.882	29.244	37.194	36.444	184.6	10:36.402
7	1	1:42.648	28.745	37.156	36.747	192.9	12:19.050
8	1	2:13.161	29.024	41.123	1:03.014	188.2	14:32.211
9	1	2:39.514	47.836	48.297	1:03.381	80.2	17:11.725
10	1	2:31.208	32.554	46.148	1:12.506	138.3	19:42.933
11	1	2:02.413	41.296	43.553	37.564	92.2	21:45.346
12	1	7:23.439 B	30.136	57.516	5:55.787	180.3	29:08.785
13	1	1:54.935	37.065	38.920	38.950	129.7	31:03.720
14	1	1:44.674	30.526	37.143	37.005	166.9	32:48.394
15	1	1:44.247	29.549	37.662	37.036	189.8	34:32.641
16	1	1:44.605	29.521	37.965	37.119	184.0	36:17.246
17	1	1:43.718	29.409	37.200	37.109	184.0	38:00.964
18	1	1:43.237	29.252	37.046	36.939	189.5	39:44.201
19	1	1:44.455	29.739	37.616	37.100	176.5	41:28.656
20	1	1:43.886	29.432	36.892	37.562	181.8	43:12.542
21	1	1:55.735	29.612	39.155	46.968	175.9	45:08.277
22	1	2:53.709	37.644	1:03.211	1:12.854	102.9	48:01.986
23	1	2:05.023	42.188	44.687	38.148	94.0	50:07.009

VICOMTE A.
PARIS
HISTORIC RACING BY PETER AUTO