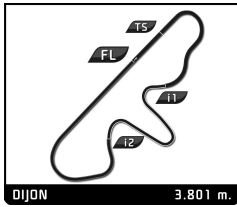


HERITAGE TOURING CUP GRAND PRIX DE L'AGE D'OR PRIVATE PRACTICE

Sector Analysis

■ Personal Best
 ■ Session Best
 ■ Crossing the finish line in pit lane

Lap	D	Time	Sector 1	Sector 2	Sector 3	T. Spd	Elapsed	Lap	D	Time	Sector 1	Sector 2	Sector 3	T. Spd	Elapsed			
2	AMC Javelin 1972 1.Marc DEVIS 2.Martin O'CONNELL							TC2	10	1	1:45.828	31.121	35.435	39.272	164.4	22:19.995		
	1	1	1:44.319	30.497	37.819	36.003	157.0		4:49.167									
	2	1	1:45.012	30.144	37.898	36.970	165.1		6:34.179									
	3	1	1:38.689	27.844	36.154	34.691	196.7		8:12.868									
	4	1	4:54.021	B	28.199	35.384	3:50.438		192.9	13:06.889								
	5	1	1:46.399	36.126	35.876	34.397	117.5		14:53.288									
	6	1	1:36.933	27.886	35.198	33.849	178.5		16:30.221									
	7	1	1:35.610	26.870	34.924	33.816	203.8		18:05.831									
	8	1	1:35.126	27.034	34.652	33.440	202.2		19:40.957									
	9	1	4:44.505	B	31.398	38.358	3:34.749		179.7	24:25.462								
	10	1	1:50.475	40.369	36.232	33.874	121.1		26:15.937									
	11	1	1:33.890	26.479	34.091	33.320	204.2		27:49.827									
	12	1	1:33.135	26.295	34.036	32.804	206.1		29:22.962									
	13	1	1:32.194	25.856	33.683	32.655	209.7		30:55.156									
	9	Ford Capri RS 2600 1973 1.Thomas STUDER							TC2	11	1	1:36.341	26.550	34.205	35.586	201.5	20:24.270	
1		1	3:04.165	1:31.028	47.363	45.774	105.2	3:04.165										
2		1	1:45.724	30.294	37.764	37.666	160.0	4:49.889										
3		1	1:45.134	30.221	37.765	37.148	147.1	6:35.023										
4		1	1:39.511	28.022	35.614	35.875	179.7	8:14.534										
5		1	1:38.499	27.335	35.388	35.776	186.9	9:53.033										
6		1	1:39.078	28.283	35.448	35.347	187.8	11:32.111										
7		1	3:12.484	B	27.725	35.122	2:09.637	188.2		14:44.595								
8		1	1:54.732	43.856	35.193	35.683	53.1	16:39.327										
9		1	1:38.397	27.287	35.318	35.792	191.8	18:17.724										
10		1	1:36.485	26.842	34.397	35.246	198.2	19:54.209										
11		1	1:38.035	26.961	34.621	36.453	187.8	21:32.244										
11		BMW 3.0 CSL 1972 1.Charles FIRMENICH								TC2	12	1	1:36.115	26.406	34.009	35.700	202.6	22:00.385
		1	1	2:12.674	53.043	41.139	38.492	98.7			2:12.674							
		2	1	1:37.559	27.795	34.516	35.248	194.2			3:50.233							
	3	1	1:37.268	27.426	34.220	35.622	201.9	5:27.501										
	4	1	3:12.360	B	26.771	35.124	2:10.465	206.5	8:39.861									
	5	1	1:46.965	36.135	35.213	35.617	118.8	10:26.826										
	6	1	1:38.387	27.374	35.731	35.282	192.5	12:05.213										
	7	1	1:37.238	27.173	34.533	35.532	201.9	13:42.451										
	8	1	1:40.577	27.210	35.432	37.935	200.4	15:23.028										
	9	1	1:37.195	26.789	34.835	35.571	206.1	17:00.223										
	10	1	1:37.507	27.193	35.067	35.247	204.9	18:37.730										
	11	1	1:36.769	26.543	34.658	35.568	206.1	20:14.499										
	15	BMW 635 CSI 1985 1.Gérard LASCAUX 2.Benjamin MUNSCH							Group A		13	1	1:42.471	27.758	37.334	37.379	191.8	24:08.088
		1	2	2:57.310	1:22.079	52.097	43.134	73.9			2:57.310							
		2	2	1:52.893	35.204	38.003	39.686	145.0			4:50.203							
3		2	1:54.805	35.205	40.295	39.305	132.5	6:45.008										
4		2	1:38.519	28.163	35.299	35.057	172.2	8:23.527										
5		2	1:36.768	27.314	34.828	34.626	177.0	10:00.295										
6		2	1:35.855	26.857	34.563	34.435	176.5	11:36.150										
7		2	5:04.819	B	27.493	36.569	4:00.757	176.2		16:40.969								
8		1	2:08.442	44.990	39.783	43.669	98.3	18:49.411										
9		1	1:44.756	31.272	36.724	36.760	147.3	20:34.167										
19		Ford Escort I RS 1600 1975 1.Jean-Luc BLANCHEMAIN								TC2	14	1	1:42.907	28.286	37.143	37.478	191.8	27:33.114
		1	1	2:15.381	57.160	39.623	38.598	98.5			2:15.381							
		2	1	1:42.604	29.305	36.844	36.455	170.6			3:57.985							
		3	1	3:30.658	B	28.610	36.458	2:25.590			173.1	7:28.643						
		4	1	1:43.192	33.579	34.144	35.469	143.0			9:11.835							
	5	1	1:35.328	26.813	33.757	34.758	185.6	10:47.163										
	6	1	1:36.417	27.105	34.174	35.138	193.9	12:23.580										
	7	1	1:36.248	26.706	33.876	35.666	197.4	13:59.828										
	8	1	1:35.731	26.663	33.436	35.632	192.9	15:35.559										
	9	1	1:36.898	26.559	34.178	36.161	200.4	17:12.457										
	10	1	1:35.472	26.686	33.736	35.050	201.5	18:47.929										
	11	1	1:36.341	26.550	34.205	35.586	201.5	20:24.270										
	12	1	1:36.115	26.406	34.009	35.700	202.6	22:00.385										
	13	1	1:37.117	27.267	34.338	35.512	192.9	23:37.502										
	14	1	1:36.615	27.162	34.029	35.424	198.9	25:14.117										
15	1	1:39.214	26.781	37.240	35.193	198.2	26:53.331											
16	1	1:37.317	26.928	33.937	36.452	203.0	28:30.648											
17	1	1:37.305	27.553	34.343	35.409	196.7	30:07.953											
21	BMW 2002 02 Series 1971 1.Michel WELTER							TC2	15	1	1:42.907	28.286	37.143	37.478	191.8	27:33.114		
	1	1	3:17.208	1:52.607	44.655	39.946	94.7		3:17.208									
	2	1	1:50.506	32.584	39.653	38.269	138.5		5:07.714									
	3	1	1:44.040	29.636	36.738	37.666	168.0		6:51.754									
	4	1	1:47.172	29.738	37.847	39.587	179.4		8:38.926									
	5	1	1:45.276	29.865	36.210	39.201	164.4		10:24.202									
	6	1	1:45.722	28.883	38.404	38.435	169.0		12:09.924									
	7	1	1:44.800	30.091	36.684	38.025	161.2		13:54.724									
	8	1	1:42.330	28.384	35.878	38.068	176.2		15:37.054									
	9	1	1:41.683	28.071	35.954	37.658	186.2		17:18.737									
	10	1	1:42.144	28.087	35.683	38.374	185.6		19:00.881									
	11	1	1:42.185	27.986	36.733	37.466	183.7		20:43.066									
	12	1	1:42.551	28.200	37.081	37.270	190.1		22:25.617									
	13	1	1:42.471	27.758	37.334	37.379	191.8		24:08.088									
	14	1	1:42.119	28.154	36.416	37.549	186.5		25:50.207									
15	1	1:42.907	28.286	37.143	37.478	191.8	27:33.114											
16	1	1:42.503	28.161	36.565	37.777	189.1	29:15.617											
17	1	1:41.351	27.964	36.605	36.782	184.6	30:56.968											
22	BMW 3.0 CSL 1975 1.Olivier BREITMAYER							TC2	16	1	1:42.503	28.161	36.565	37.777	189.1	29:15.617		
	1	1	3:12.729	1:56.772	39.460	36.497	105.5		3:12.729									
	2	1	1:41.953	28.361	38.060	35.532	180.9		4:54.682									
	3	1	1:41.012	28.863	36.196	35.953	189.5		6:35.694									
	4	1	1:34.779	26.701	34.554	33.524	199.6		8:10.473									
	5	1	1:34.632	26.281	34.347	34.004	216.9		9:45.105									
	6	1	1:32.728	25.214	33.958	33.556	224.5		11:17.833									
	7	1	1:32.458	25.775	33.709	32.974	222.7		12:50.291									
	8	1	3:39.270	B	25.615	34.074	2:39.581		222.2	16:29.561								



HERITAGE TOURING CUP
GRAND PRIX DE L'AGE D'OR
PRIVATE PRACTICE

Sector Analysis

Personal Best Session Best B Crossing the finish line in pit lane

Lap	D	Time	Sector 1	Sector 2	Sector 3	T. Spd	Elapsed
9	1	1:46.069	32.599	38.789	34.681	138.8	18:15.630
10	1	1:35.310	25.992	35.234	34.084	235.8	19:50.940
11	1	1:33.652	25.856	34.154	33.642	211.8	21:24.592
12	1	1:33.609	26.662	33.589	33.358	208.5	22:58.201
13	1	1:33.133	25.821	33.642	33.670	209.7	24:31.334
14	1	1:34.498	26.153	34.052	34.293	216.0	26:05.832
15	1	1:32.819	26.049	33.937	32.833	220.9	27:38.651
16	1	1:33.114	26.265	33.625	33.224	211.8	29:11.765
17	1	1:34.046	26.660	33.808	33.578	200.0	30:45.811

30 BMW 3.0 CSL 1975
1. Daniel REINHARDT TC2

1	1	3:04.281	1:23.431	51.932	48.918	75.0	3:04.281
2	1	1:56.265	34.056	39.414	42.795	126.8	5:00.546
3	1	1:43.798	31.176	36.454	36.168	147.3	6:44.344
4	1	1:38.539	28.264	35.400	34.875	168.0	8:22.883
5	1	1:36.419	26.975	34.672	34.772	186.5	9:59.302
6	1	1:36.125	27.341	34.307	34.477	164.1	11:35.427
7	1	1:35.236	26.713	33.856	34.667	187.2	13:10.663
8	1	1:35.535	27.200	34.171	34.164	184.0	14:46.198
9	1	1:34.233	26.668	33.885	33.680	195.7	16:20.431
10	1	1:35.068	26.251	33.613	35.204	206.1	17:55.499
11	1	1:33.103	25.831	33.356	33.916	204.9	19:28.602
12	1	1:34.405	26.458	34.247	33.700	203.8	21:03.007

32 BMW 635 CSI Gr. 2 1981
1. Antoine CAZALIERES TC2

1	1	2:34.808	1:09.471	44.219	41.118	88.4	2:34.808
2	1	1:49.962	32.410	38.836	38.716	149.6	4:24.770
3	1	1:44.542	29.976	37.419	37.147	177.0	6:09.312
4	1	1:44.268	30.396	37.296	36.576	184.0	7:53.580
5	1	1:42.559	29.121	36.734	36.704	179.4	9:36.139
6	1	1:41.540	28.873	36.120	36.547	179.7	11:17.679
7	1	1:39.960	28.419	35.603	35.938	168.5	12:57.639
8	1	1:40.303	27.896	36.066	36.341	178.8	14:37.942
9	1	1:39.778	27.859	35.808	36.111	188.5	16:17.720

33 BMW 635 CSI 1985
1. Charles RUPP Group A
2. François JAKUBOWSKI

1	2	2:09.518	48.795	43.274	37.449	95.5	2:09.518
2	2	5:24.424 B	32.939	41.425	4:10.060	163.9	7:33.942
3	2	1:42.534	34.127	33.956	34.451	139.7	9:16.476
4	2	1:34.661	26.608	33.830	34.223	199.3	10:51.137
5	2	1:35.343	26.041	33.822	35.480	207.7	12:26.480
6	2	1:33.085	26.005	33.422	33.658	205.7	13:59.565
7	2	1:33.169	25.799	33.556	33.814	208.5	15:32.734
8	2	3:56.672 B	26.247	34.706	2:55.719	198.2	19:29.406
9	1	1:52.778	38.005	38.054	36.719	129.2	21:22.184
10	1	2:01.914	29.806	54.061	38.047	178.5	23:24.098
11	1	1:43.600	30.508	36.336	36.756	185.6	25:07.698
12	1	1:41.116	29.390	35.479	36.247	188.5	26:48.814
13	1	1:41.032	28.705	35.962	36.365	189.8	28:29.846
14	1	1:40.500	28.171	36.265	36.064	187.2	30:10.346

35 BMW 635 CSI 1985
1. Christian TRABER Group A
2. Nicolas TRABER

1	2	2:12.982	50.102	43.167	39.713	101.6	2:12.982
---	---	----------	--------	--------	--------	-------	----------

2	2	1:47.311	31.061	40.007	36.243	156.3	4:00.293
3	2	1:41.858	30.775	37.001	34.082	157.4	5:42.151
4	2	1:38.058	27.296	35.869	34.893	200.4	7:20.209
5	2	5:29.216 B	26.519	33.699	4:28.998	211.8	12:49.425

38 Chevrolet Camaro Z28 1971
1. Christophe VAN RIET TC2

1	1	2:13.706	55.802	39.416	38.488	95.2	2:13.706
2	1	1:43.514	29.309	37.482	36.723	177.6	3:57.220
3	1	1:42.045	28.941	36.395	36.709	173.1	5:39.265
4	1	1:43.611	28.914	37.937	36.760	187.5	7:22.876
5	1	1:41.843	28.368	37.002	36.473	192.5	9:04.719
6	1	1:41.322	28.297	36.660	36.365	188.2	10:46.041

41 BMW 323i 1984
1. Benjamin PORON Group A
2. Raphael SACHS

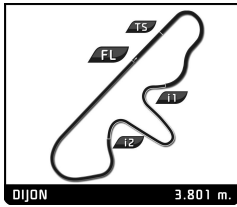
1	2	3:05.861	1:42.233	40.219	43.409	99.4	3:05.861
2	2	1:52.145	32.968	39.934	39.243	138.1	4:58.006
3	2	1:41.943	28.068	37.231	36.644	180.0	6:39.949
4	2	1:43.198	27.238	39.523	36.437	202.2	8:23.147
5	2	1:39.634	27.289	36.496	35.849	181.5	10:02.781
6	2	1:41.616	28.549	36.238	36.829	196.4	11:44.397
7	2	1:39.147	27.655	35.577	35.915	197.8	13:23.544
8	2	1:37.360	26.963	34.954	35.443	201.9	15:00.904
9	2	3:56.298 B	31.828	39.804	2:44.666	166.2	18:57.202
10	1	1:49.078	39.654	34.533	34.891	103.7	20:46.280
11	1	1:35.433	26.446	34.309	34.678	197.1	22:21.713
12	1	1:36.570	26.655	34.703	35.212	197.8	23:58.283
13	1	1:35.580	26.508	34.170	34.902	203.8	25:33.863
14	1	1:35.287	26.613	34.040	34.634	193.9	27:09.150
15	1	1:35.646	26.682	34.222	34.742	203.0	28:44.796

44 BMW 2002 TI 1970
1. Katrin BEHRENS TC2

1	1	3:03.368	1:32.138	46.894	44.336	86.9	3:03.368
2	1	1:46.034	30.276	38.094	37.664	180.9	4:49.402
3	1	1:47.999	30.405	39.032	38.562	153.4	6:37.401
4	1	1:46.602	28.899	39.254	38.449	183.4	8:24.003
5	1	1:43.955	29.343	36.831	37.781	173.4	10:07.958
6	1	1:43.774	29.428	36.624	37.722	178.8	11:51.732
7	1	1:43.488	28.973	36.767	37.748	184.3	13:35.220
8	1	3:11.077 B	30.916	38.082	2:02.079	161.2	16:46.297
9	1	1:51.520	37.535	36.380	37.605	129.5	18:37.817
10	1	1:42.716	28.735	36.052	37.929	169.5	20:20.533
11	1	1:42.494	28.743	36.710	37.041	182.7	22:03.027

45 BMW 2002 TI 1970
1. Gaby VON OPPENHEIM TC2

1	1	2:56.002	1:31.483	44.162	40.357	88.8	2:56.002
2	1	1:46.375	29.886	38.391	38.098	175.3	4:42.377
3	1	1:40.459	28.167	35.722	36.570	186.5	6:22.836
4	1	1:45.878	31.743	37.092	37.043	186.2	8:08.714
5	1	2:57.712 B	27.846	35.674	1:54.192	190.8	11:06.426
6	1	1:48.670	35.342	36.511	36.817	111.9	12:55.096
7	1	1:39.815	27.831	35.029	36.955	184.3	14:34.911
8	1	1:39.277	27.752	35.235	36.290	186.5	16:14.188
9	1	1:38.938	27.472	35.046	36.420	188.2	17:53.126



HERITAGE TOURING CUP
GRAND PRIX DE L'AGE D'OR
PRIVATE PRACTICE

Sector Analysis

Personal Best Session Best B Crossing the finish line in pit lane

Lap	D	Time	Sector 1	Sector 2	Sector 3	T. Spd	Elapsed	Lap	D	Time	Sector 1	Sector 2	Sector 3	T. Spd	Elapsed
10	1	1:38.079	27.335	34.808	35.936	187.2	19:31.205	5	1	1:35.473	26.907	33.864	34.702	201.5	10:58.954
11	1	1:38.978	27.094	34.887	36.997	195.3	21:10.183	6	1	1:35.093	26.731	33.843	34.519	198.2	12:34.047
12	1	1:38.247	27.175	34.897	36.175	197.1	22:48.430	7	1	7:43.671 B	26.448	36.800	6:40.423	209.7	20:17.718
13	1	1:41.136	29.543	34.628	36.965	193.2	24:29.566	8	1	1:54.953	40.461	37.933	36.559	105.3	22:12.671
14	1	1:38.894	27.394	35.143	36.357	198.5	26:08.460	9	1	1:35.346	26.606	34.071	34.669	200.0	23:48.017
15	1	1:38.023	27.246	34.737	36.040	195.3	27:46.483	10	1	1:34.348	26.147	33.728	34.473	207.7	25:22.365
16	1	1:38.023	27.313	34.720	35.990	193.2	29:24.506	11	1	1:34.324	26.168	33.911	34.245	203.8	26:56.689
17	1	1:38.192	27.438	34.961	35.793	197.4	31:02.698								

47 Ford Escort RS 1600 1972
1. Guy Fabrice MESTROT
2. Eric SECHAUD TC2

1	2	2:25.462	1:08.681	39.611	37.170	89.2	2:25.462
2	2	1:38.907	30.465	33.697	34.745	185.6	4:04.369
3	2	1:35.150	27.173	33.240	34.737	206.9	5:39.519
4	2	1:31.663	25.465	32.932	33.266	222.2	7:11.182
5	2	3:40.426 B	26.902	33.389	2:40.135	186.2	10:51.608
6	1	1:51.168	39.422	36.057	35.689	109.4	12:42.776
7	1	1:44.178	31.700	36.090	36.388	169.0	14:26.954
8	1	1:38.425	28.223	34.391	35.811	169.5	16:05.379
9	1	1:37.444	27.783	34.345	35.316	185.2	17:42.823
10	1	1:40.116	29.021	35.439	35.656	171.7	19:22.939
11	1	1:36.774	27.495	34.306	34.973	209.3	20:59.713
12	1	1:38.028	27.217	34.933	35.878	196.7	22:37.741
13	1	1:39.815	28.100	36.068	35.647	196.4	24:17.556
14	1	1:39.230	28.706	34.640	35.884	198.2	25:56.786
15	1	1:38.214	27.897	34.797	35.520	187.5	27:35.000
16	1	1:36.770	27.649	34.193	34.928	191.8	29:11.770
17	1	1:37.327	27.489	34.568	35.270	187.5	30:49.097

49 BMW 3.0 CSL 1975
1. Dominique GUENAT TC2

1	1	2:59.416	1:35.620	43.414	40.382	115.6	2:59.416
2	1	1:48.607	31.501	36.956	40.150	173.4	4:48.023
3	1	1:37.280	27.908	34.984	34.388	187.5	6:25.303
4	1	3:58.995 B	27.475	34.750	2:56.770	192.5	10:24.298
5	1	1:46.626	35.537	37.347	33.742	126.2	12:10.924
6	1	1:32.749	26.708	33.240	32.801	186.5	13:43.673
7	1	1:35.788	26.484	34.585	34.719	174.5	15:19.461
8	1	1:31.409	26.116	32.810	32.483	179.1	16:50.870
9	1	1:32.132	26.416	33.107	32.609	186.9	18:23.002
10	1	1:30.152	25.456	32.738	31.958	188.8	19:53.154
11	1	4:23.379 B	24.918	33.317	3:25.144	200.7	24:16.533
12	1	1:42.366	34.323	35.205	32.838	125.1	25:58.899
13	1	1:31.301	25.858	33.039	32.404	201.1	27:30.200
14	1	1:29.695	25.094	32.552	32.049	210.9	28:59.895
15	1	1:29.631	24.981	32.596	32.054	198.2	30:29.526

50 Ford Capri RS 3100 1975
1. Maxime GUENAT TC2

1	1	2:48.844	1:31.917	41.719	35.208	130.9	2:48.844
---	---	----------	----------	---------------	---------------	-------	----------

51 Ford Capri RS 2600 1973
1. Toni SEILER TC2

1	1	4:22.689	2:57.789	43.594	41.306	97.3	4:22.689
2	1	1:47.141	33.134	38.902	35.105	156.3	6:09.830
3	1	1:37.532	27.858	34.452	35.222	183.7	7:47.362
4	1	1:36.119	27.018	34.269	34.832	201.9	9:23.481

52 Ford Capri RS 3100 Cologne 1973
1. Yves SCEMAMA TC2

1	1	2:50.290	1:27.042	44.783	38.465	98.5	2:50.290
2	1	1:39.670	31.539	34.617	33.514	150.4	4:29.960
3	1	1:37.819	29.916	34.181	33.722	166.4	6:07.779
4	1	1:32.328	26.678	33.095	32.555	196.7	7:40.107
5	1	1:31.034	25.922	32.770	32.342	198.5	9:11.141
6	1	1:30.362	25.218	33.169	31.975	204.5	10:41.503
7	1	1:29.510	24.968	32.643	31.899	214.3	12:11.013
8	1	3:56.302 B	27.553	33.480	2:55.269	172.2	16:07.315
9	1	1:37.234	32.709	32.569	31.956	140.6	17:44.549
10	1	1:30.784	26.269	32.501	32.014	199.6	19:15.333
11	1	1:29.911	25.457	32.651	31.803	212.2	20:45.244
12	1	1:32.113	25.539	33.210	33.364	215.1	22:17.357
13	1	1:29.442	25.241	32.377	31.824	210.5	23:46.799
14	1	1:29.874	25.253	32.528	32.093	206.5	25:16.673

56 Ford Escort I RS 1600 1975
1. Richard KOLLE TC2

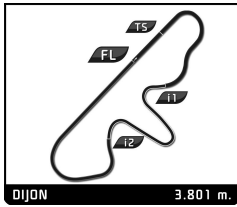
1	1	3:35.688	2:06.650	43.447	45.591	90.4	3:35.688
2	1	1:56.898	32.652	41.781	42.465	141.7	5:32.586
3	1	1:55.537	32.543	40.283	42.711	149.6	7:28.123
4	1	1:56.497	31.397	41.721	43.379	151.0	9:24.620
5	1	1:51.979	30.406	39.736	41.837	157.4	11:16.599
6	1	1:50.611	31.499	38.126	40.986	147.7	13:07.210
7	1	1:51.263	31.858	37.573	41.832	145.4	14:58.473
8	1	1:48.646	30.801	38.002	39.843	156.3	16:47.119
9	1	1:49.999	30.164	38.183	41.652	166.2	18:37.118
10	1	1:53.968	31.935	41.850	40.183	150.8	20:31.086
11	1	1:54.842	30.173	38.693	45.976	160.2	22:25.928
12	1	1:53.587	32.030	38.802	42.755	143.0	24:19.515

60 Ford Capri RS 3100 Cologne 1974
1. Armand MILLE TC2

1	1	2:50.604	1:27.784	47.096	35.724	99.4	2:50.604
2	1	1:38.946	32.407	33.878	32.661	134.5	4:29.550
3	1	1:35.309	29.756	33.204	32.349	171.7	6:04.859
4	1	1:30.159	25.881	32.488	31.790	186.9	7:35.018
5	1	1:29.920	25.567	32.582	31.771	201.1	9:04.938
6	1	1:29.113	25.105	32.283	31.725	194.2	10:34.051

74 BMW 3.0 CSL 1975
1. Sebastian GLASER TC2

1	1	2:59.424	1:37.046	42.368	40.010	117.0	2:59.424
2	1	1:45.683	28.404	38.616	38.663	196.7	4:45.107
3	1	1:32.566	26.694	33.598	32.274	206.5	6:17.673
4	1	1:28.602	24.616	32.242	31.744	226.4	7:46.275
5	1	1:30.499	26.500	31.834	32.165	216.9	9:16.774
6	1	4:53.984 B	25.029	31.827	3:57.128	210.5	14:10.758



HERITAGE TOURING CUP
GRAND PRIX DE L'AGE D'OR
PRIVATE PRACTICE

Sector Analysis

Personal Best Session Best B Crossing the finish line in pit lane

Lap	D	Time	Sector 1	Sector 2	Sector 3	T. Spd	Elapsed
7	1	1:37.801	33.721	32.481	31.599	143.6	15:48.559
8	1	1:28.439	24.346	32.184	31.909	225.9	17:16.998
9	1	1:28.383	24.319	32.046	32.018	229.8	18:45.381
10	1	1:29.624	24.786	32.591	32.247	225.0	20:15.005
11	1	1:28.221	25.178	31.718	31.325	219.5	21:43.226
12	1	1:27.575	24.338	31.765	31.472	220.4	23:10.801
13	1	1:29.362	25.128	32.303	31.931	228.3	24:40.163

75 BMW 3.0 CSL 1974
1. Eric MESTDAGH TC2

1	1	2:59.430	1:29.501	47.743	42.186	102.5	2:59.430
2	1	4:37.564	B 29.994	37.483	3:30.087	171.2	7:36.994
3	1	1:47.479	37.771	35.153	34.555	123.7	9:24.473
4	1	1:34.278	26.968	33.525	33.785	207.7	10:58.751
5	1	1:33.376	26.418	33.331	33.627	212.2	12:32.127
6	1	4:55.029	B 26.155	36.409	3:52.465	214.3	17:27.156
7	1	1:42.211	34.157	34.272	33.782	129.5	19:09.367
8	1	1:32.716	25.974	33.275	33.467	215.1	20:42.083
9	1	1:35.899	26.147	34.679	35.073	212.2	22:17.982
10	1	1:34.293	26.334	34.438	33.521	209.3	23:52.275
11	1	1:33.015	26.137	33.667	33.211	218.6	25:25.290
12	1	3:31.714	B 26.075	44.481	2:21.158	211.8	28:57.004
13	1	1:42.208	33.173	33.595	35.440	131.7	30:39.212

83 Ford Capri RS 3100 Cologne 1974
1. Guenther SCHINDLER TC2

1	1	3:37.900	2:18.156	40.519	39.225	84.4	3:37.900
2	1	1:45.362	31.658	38.143	35.561	144.8	5:23.262
3	1	1:40.394	29.282	35.891	35.221	158.6	7:03.656
4	1	1:39.632	29.688	35.894	34.050	165.4	8:43.288
5	1	8:29.918	B 27.563	34.555	7:27.800	172.5	17:13.206
6	1	1:44.707	35.111	34.601	34.995	137.9	18:57.913
7	1	1:36.450	27.556	34.577	34.317	177.6	20:34.363
8	1	1:44.778	31.590	37.937	35.251	189.8	22:19.141

93 BMW 3.0 CSL 1975
1. Simon ALEXANDER TC2

1	1	2:54.061	1:25.784	47.544	40.733	83.9	2:54.061
2	1	1:48.484	31.373	38.382	38.729	147.5	4:42.545
3	1	1:43.870	28.862	37.259	37.749	173.6	6:26.415
4	1	1:43.664	29.257	37.893	36.514	185.9	8:10.079
5	1	1:40.940	27.728	36.744	36.468	184.0	9:51.019
6	1	4:05.322	B 27.875	36.826	3:00.621	176.2	13:56.341
7	1	1:51.303	38.947	36.332	36.024	107.9	15:47.644
8	1	1:38.525	27.243	36.001	35.281	183.1	17:26.169
9	1	1:36.358	26.823	34.418	35.117	193.2	19:02.527
10	1	4:14.634	B 27.156	34.625	3:12.853	180.9	23:17.161
11	1	1:51.094	38.179	36.392	36.523	110.9	25:08.255
12	1	1:40.810	29.132	35.842	35.836	170.6	26:49.065
13	1	1:42.456	29.082	37.636	35.738	172.0	28:31.521
14	1	1:39.301	27.486	35.767	36.048	186.5	30:10.822

100 Ford Escort I RS 1600 1975
1. Didier GRUAU TC2

1	1	2:51.311	1:24.203	46.901	40.207	76.2	2:51.311
2	1	1:48.306	33.392	38.111	36.803	128.0	4:39.617
3	1	1:38.230	28.797	34.370	35.063	171.2	6:17.847

Lap	D	Time	Sector 1	Sector 2	Sector 3	T. Spd	Elapsed
4	1	1:35.437	26.981	33.781	34.675	189.1	7:53.284
5	1	3:05.957	B 27.243	34.487	2:04.227	190.8	10:59.241
6	1	1:45.903	35.485	35.259	35.159	121.6	12:45.144
7	1	1:36.386	27.891	33.826	34.669	178.5	14:21.530
8	1	1:34.613	26.768	33.629	34.216	198.2	15:56.143
9	1	1:34.451	26.693	33.496	34.262	194.9	17:30.594
10	1	1:33.922	26.359	33.435	34.128	204.2	19:04.516
11	1	3:37.362	B 26.265	35.887	2:35.210	198.2	22:41.878
12	1	1:54.692	40.363	37.429	36.900	99.9	24:36.570
13	1	1:42.872	30.757	37.315	34.800	182.4	26:19.442
14	1	1:33.404	26.011	33.520	33.873	213.4	27:52.846
15	1	1:33.609	26.068	34.111	33.430	206.9	29:26.455

115 BMW 3.0 CSL 1975
1. Simon WATTS TC2

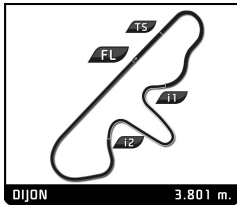
1	1	2:57.983	1:26.474	50.114	41.395	93.7	2:57.983
2	1	1:49.520	29.005	39.870	40.645	172.0	4:47.503
3	1	1:38.136	26.801	35.924	35.411	204.9	6:25.639
4	1	1:42.353	29.384	37.454	35.515	191.5	8:07.992
5	1	3:29.912	B 26.170	34.762	2:28.980	212.2	11:37.904
6	1	1:45.427	36.148	35.210	34.069	113.3	13:23.331
7	1	1:34.098	25.845	34.470	33.783	216.9	14:57.429
8	1	1:35.951	26.518	35.377	34.056	193.9	16:33.380
9	1	1:34.610	25.875	34.833	33.902	215.1	18:07.990
10	1	1:34.045	25.618	34.597	33.830	218.2	19:42.035
11	1	1:36.809	26.549	36.480	33.780	197.8	21:18.844
12	1	3:42.725	B 25.512	34.196	2:43.017	215.6	25:01.569
13	1	1:47.417	36.862	35.295	35.260	100.4	26:48.986
14	1	1:33.674	26.205	33.864	33.605	202.2	28:22.660
15	1	1:31.781	24.967	33.218	33.596	224.1	29:54.441

117 Ford Escort RS 1600 1975
1. Alain PAGES TC2
2. José DA ROCHA

1	1	3:07.388	1:20.361	51.512	55.515	71.4	3:07.388
2	1	2:13.999	38.085	44.357	51.557	125.0	5:21.387
3	1	3:56.806	B 38.305	42.679	2:35.822	120.1	9:18.193
4	2	1:54.698	38.103	39.127	37.468	108.8	11:12.891
5	2	1:42.533	28.064	38.190	36.279	187.5	12:55.424
6	2	1:39.765	28.576	35.429	35.760	169.0	14:35.189
7	2	8:28.118	B 27.000	35.143	7:25.975	196.7	23:03.307
8	1	1:56.592	42.370	37.995	36.227	106.0	24:59.899
9	1	1:36.116	27.072	34.623	34.421	174.8	26:36.015
10	1	1:34.574	26.622	33.498	34.454	198.5	28:10.589
11	1	1:41.151	26.340	38.788	36.023	198.5	29:51.740
12	1	1:35.912	27.263	34.158	34.491	192.2	31:27.652

123 Ford Capri RS 3100 Cologne 1975
1. Emile BREITMAYER TC2

1	1	3:10.944	1:55.321	38.529	37.094	134.3	3:10.944
2	1	1:41.125	29.313	37.729	34.083	152.8	4:52.069
3	1	1:38.046	28.532	35.935	33.579	173.4	6:30.115
4	1	1:34.420	26.525	34.263	33.632	198.2	8:04.535
5	1	1:30.139	25.351	32.697	32.091	216.9	9:34.674
6	1	1:29.931	24.928	32.877	32.126	225.5	11:04.605
7	1	3:42.574	B 26.567	33.302	2:42.705	207.7	14:47.179
8	1	1:46.843	40.472	33.844	32.527	46.5	16:34.022
9	1	1:31.563	25.636	33.353	32.574	193.9	18:05.585



HERITAGE TOURING CUP GRAND PRIX DE L'AGE D'OR PRIVATE PRACTICE

Sector Analysis

■ Personal Best
 ■ Session Best
 ■ Crossing the finish line in pit lane

Lap	D	Time	Sector 1	Sector 2	Sector 3	T. Spd	Elapsed
10	1	1:29.737	24.906	32.639	32.192	218.2	19:35.322
11	1	1:31.734	25.447	32.942	33.345	206.9	21:07.056

126		BMW 528i 1984		1.Armand ADRIAANS		Group A	
1	1	2:44.492	1:07.918	47.470	49.104	89.8	2:44.492
2	1	2:04.215	38.399	42.747	43.069	108.3	4:48.707
3	1	1:56.953	34.923	41.410	40.620	137.8	6:45.660
4	1	8:44.334 B	33.122	40.166	7:31.046	155.2	15:29.994
5	1	2:02.475	41.957	40.440	40.078	102.4	17:32.469
6	1	4:55.988 B	33.398	44.647	3:37.943	154.5	22:28.457
7	1	2:03.523	38.902	42.929	41.692	107.5	24:31.980
8	1	1:54.757	36.098	39.936	38.723	141.2	26:26.737
9	1	1:46.166	30.553	37.708	37.905	164.9	28:12.903
10	1	1:43.928	29.187	37.541	37.200	179.4	29:56.831
11	1	1:44.685	30.748	37.043	36.894	152.1	31:41.516

155		BMW 2002 TII 1975		1.Charles VEILLARD		TC2	
1	1	3:06.860	1:48.613	41.071	37.176	93.7	3:06.860
2	1	1:50.871	32.822	40.149	37.900	134.8	4:57.731

158		Alfa Romeo 1750 GTAm 1971		1.Patrick WILWERT		TC2	
1	1	3:08.691	1:34.892	46.304	47.495	99.4	3:08.691
2	1	1:56.045	37.876	40.124	38.045	135.8	5:04.736
3	1	1:42.076	28.954	36.254	36.868	181.8	6:46.812
4	1	1:45.867	31.987	36.278	37.602	165.6	8:32.679
5	1	1:43.193	29.307	36.441	37.445	183.7	10:15.872
6	1	1:41.074	28.388	35.962	36.724	193.5	11:56.946
7	1	1:42.252	28.515	36.598	37.139	196.7	13:39.198
8	1	1:44.417	29.040	37.907	37.470	188.8	15:23.615
9	1	1:40.653	28.069	35.959	36.625	200.4	17:04.268
10	1	1:41.873	28.525	36.248	37.100	196.4	18:46.141
11	1	1:40.701	27.984	36.628	36.089	196.0	20:26.842
12	1	3:40.807 B	28.259	35.826	2:36.722	197.4	24:07.649
13	1	1:46.213	34.116	35.698	36.399	130.8	25:53.862
14	1	1:42.903	27.887	37.544	37.472	200.4	27:36.765
15	1	1:40.885	27.796	36.980	36.109	199.6	29:17.650
16	1	1:39.238	27.631	35.735	35.872	198.5	30:56.888

175		Ford Capri RS 2600 1972		1.Simon EVANS		TC2	
1	1	2:30.816	1:18.049	36.481	36.286	76.4	2:30.816
2	1	1:35.740	27.282	34.295	34.163	199.3	4:06.556
3	1	1:33.979	25.977	34.007	33.995	205.3	5:40.535
4	1	1:38.535	27.851	35.419	35.265	198.5	7:19.070
5	1	1:33.679	25.940	33.661	34.078	205.3	8:52.749
6	1	1:33.643	25.530	33.843	34.270	210.1	10:26.392
7	1	1:35.134	26.908	34.302	33.924	195.7	12:01.526
8	1	1:35.989	25.480	34.364	36.145	213.0	13:37.515
9	1	3:22.857 B	28.955	34.917	2:18.985	201.9	17:00.372
10	2	1:40.626	32.734	33.603	34.289	134.5	18:40.998
11	2	1:33.077	26.050	33.595	33.432	208.5	20:14.075
12	2	1:33.056	25.629	33.932	33.495	216.0	21:47.131
13	2	1:31.913	25.138	33.326	33.449	215.6	23:19.044
14	2	1:32.068	25.606	33.109	33.353	214.3	24:51.112

Lap	D	Time	Sector 1	Sector 2	Sector 3	T. Spd	Elapsed
15	2	1:31.428	25.169	32.842	33.417	216.0	26:22.540
16	2	1:31.739	25.323	33.196	33.220	215.6	27:54.279
17	2	1:31.351	25.135	33.040	33.176	217.3	29:25.630

181		Ford Escort I RS 1600 1974		1.Bertrand ROUCHAUD		TC2	
1	1	17:41.353	...	38.097	38.405	124.7	17:41.353
2	1	1:44.948	29.635	38.403	36.910	163.1	19:26.301
3	1	1:43.248	28.502	38.038	36.708	191.2	21:09.549
4	1	1:39.144	27.042	36.456	35.646	201.5	22:48.693
5	1	3:10.159 B	28.075	35.447	2:06.637	210.9	25:58.852
6	1	1:43.026	32.686	35.553	34.787	138.6	27:41.878
7	1	1:36.089	26.544	34.788	34.757	209.7	29:17.967
8	1	1:36.914	26.491	35.103	35.320	214.3	30:54.881

246		Ford Falcon Sprint 1964		1.Peter JOOS		TC1	
1	1	4:25.301	3:00.285	43.020	41.996	105.6	4:25.301
2	1	1:53.089	33.710	39.384	39.995	143.8	6:18.390
3	1	1:51.914	31.439	40.451	40.024	174.8	8:10.304
4	1	1:49.862	31.016	39.765	39.081	162.2	10:00.166
5	1	1:48.996	31.475	38.918	38.603	159.8	11:49.162
6	1	1:48.373	30.904	39.574	37.895	173.1	13:37.535
7	1	1:47.250	30.822	39.170	37.258	158.4	15:24.785
8	1	3:42.149 B	29.739	41.274	2:31.136	178.2	19:06.934
9	1	1:52.186	36.025	38.545	37.616	133.8	20:59.120
10	1	1:46.901	29.382	39.865	37.654	174.2	22:46.021
11	1	1:46.724	31.733	37.912	37.079	181.8	24:32.745
12	1	1:49.882	34.064	37.902	37.916	139.5	26:22.627
13	1	1:44.096	29.584	37.475	37.037	185.6	28:06.723
14	1	1:44.557	29.454	37.651	37.452	179.1	29:51.280
15	1	1:43.746	29.372	37.477	36.897	183.4	31:35.026