

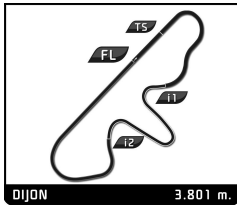
FIFTIES LEGENDS GRAND PRIX DE L'AGE D'OR RACE

Sector Analysis

■ Personal Best
 ■ Session Best
 ■ Crossing the finish line in pit lane

Lap	D	Time	Sector 1	Sector 2	Sector 3	T. Spd	Elapsed	Lap	D	Time	Sector 1	Sector 2	Sector 3	T. Spd	Elapsed		
3	Austin-Healey 3000 Mk II 1962							GT4	9	1	1:52.657	30.518	39.984	42.155	179.4	17:04.068	
	1. Jean-Pascal CUEREL								10	1	1:53.299	31.053	41.307	40.939	173.6	18:57.367	
	1	1	1:59.233	38.415	41.414	39.404			11	1	1:51.461	30.896	40.086	40.479	174.8	20:48.828	
	2	1	1:49.700	31.080	39.558	39.062	161.7		3:48.933	12	1	1:51.631	30.826	40.071	40.734	173.9	22:40.459
	3	1	1:48.363	30.457	38.948	38.958	155.2		5:37.296	13	1	1:50.935	30.948	39.613	40.374	178.5	24:31.394
	4	1	1:47.549	30.330	38.516	38.703	167.4		7:24.845	14	1	1:50.971	30.568	40.006	40.397	181.2	26:22.365
	5	1	1:47.611	29.853	38.991	38.767	178.8		9:12.456	15	1	1:52.631	31.168	40.973	40.490	180.6	28:14.996
	6	1	1:49.440	30.218	39.040	40.182	168.0		11:01.896	16	1	1:52.930	31.959	40.223	40.748	179.7	30:07.926
	7	1	1:50.302	31.322	39.787	39.193	149.4		12:52.198	17	1	1:52.804	31.274	40.747	40.783	170.6	32:00.730
	8	1	1:53.788	30.536	43.973	39.279	176.8		14:45.986	18	1	4:32.214 B	30.647	39.468	3:22.099	178.2	36:32.944
	9	1	1:48.758	30.701	38.930	39.127	177.3		16:34.744	19	2	2:06.734	43.927	39.982	42.825	105.5	38:39.678
	10	1	1:48.005	30.336	38.921	38.748	176.2		18:22.749	20	2	1:54.872	32.368	40.056	42.448	168.7	40:34.550
	11	1	1:48.110	30.266	38.963	38.881	167.7		20:10.859	21	2	1:53.950	31.778	40.002	42.170	173.1	42:28.500
	12	1	1:47.833	30.090	39.047	38.696	170.9		21:58.692	22	2	1:54.538	31.275	40.930	42.333	171.7	44:23.038
	13	1	1:47.473	29.944	38.976	38.553	176.5		23:46.165	23	2	1:54.116	31.837	40.024	42.255	170.1	46:17.154
	14	1	1:47.991	29.964	39.446	38.581	185.2		25:34.156	24	2	1:55.253	32.347	40.769	42.137	160.2	48:12.407
	15	1	1:48.794	30.354	39.402	39.038	172.0		27:22.950	25	2	1:54.035	32.202	39.854	41.979	169.3	50:06.442
	16	1	1:47.907	30.181	38.999	38.727	179.1		29:10.857	26	2	1:56.991	33.500	41.069	42.422	172.2	52:03.433
	17	1	1:49.669	30.794	39.358	39.517	180.9		31:00.526	27	2	1:53.660	31.574	40.192	41.894	163.4	53:57.093
	18	1	4:31.404 B	30.620	39.249	3:21.535	176.8		35:31.930	28	2	1:53.130	31.591	39.916	41.623	169.0	55:50.223
	19	1	1:59.944	39.343	41.120	39.481	121.6		37:31.874	29	2	1:53.769	31.334	41.225	41.210	167.2	57:43.992
	20	1	1:49.901	31.426	39.462	39.013	159.8		39:21.775	30	2	1:52.806	31.534	39.546	41.726	167.7	59:36.798
	21	1	1:48.485	30.514	39.080	38.891	166.9		41:10.260	31	2	1:53.225	31.686	40.019	41.520	166.7	1:01:30.023
	22	1	1:50.779	30.844	39.242	40.693	168.7		43:01.039	32	2	1:53.259	31.513	39.531	42.215	170.1	1:03:23.282
	23	1	1:49.160	30.737	39.253	39.170	171.2		44:50.199	33	2	1:53.782	31.881	39.909	41.992	165.1	1:05:17.064
	24	1	1:50.121	30.951	39.246	39.924	177.6		46:40.320	34	2	1:55.212	31.195	42.430	41.587	167.7	1:07:12.276
	25	1	1:50.801	30.956	40.410	39.435	164.4		48:31.121	35	2	1:53.716	31.835	39.653	42.228	166.7	1:09:05.992
	26	1	1:55.988	32.751	41.292	41.945	183.7		50:27.109	36	2	1:53.105	31.353	40.262	41.490	165.1	1:10:59.097
	27	1	1:56.507	35.729	40.974	39.804	139.5		52:23.616	37	2	1:54.631	31.716	41.481	41.434	166.9	1:12:53.728
	28	1	1:52.401	31.589	41.027	39.785	166.4		54:16.017	38	2	1:51.617	31.288	39.376	40.953	169.5	1:14:45.345
	29	1	1:52.877	32.374	40.750	39.753	165.1		56:08.894	39	2	1:53.181	31.257	39.303	42.621	168.5	1:16:38.526
	30	1	1:55.364	31.343	41.255	42.766	172.2		58:04.258	40	2	1:51.066	30.902	39.231	40.933	169.0	1:18:29.592
	31	1	1:49.543	31.280	39.192	39.071	173.6		59:53.801	41	2	1:53.489	32.396	40.273	40.820	171.4	1:20:23.081
	32	1	1:48.060	30.638	38.774	38.648	193.9		1:01:41.861	42	2	1:52.648	31.984	39.452	41.212	168.0	1:22:15.729
33	1	1:47.650	29.806	38.893	38.951	178.5	1:03:29.511										
34	1	1:50.617	31.622	39.816	39.179	190.8	1:05:20.128										
35	1	1:49.597	29.845	40.350	39.402	183.1	1:07:09.725										
36	1	1:52.144	30.562	41.319	40.263	173.6	1:09:01.869										
37	1	1:49.621	31.228	39.268	39.125	186.2	1:10:51.490										
38	1	1:49.582	30.766	39.775	39.041	166.2	1:12:41.072										
39	1	1:48.595	30.818	38.631	39.146	185.9	1:14:29.667										
40	1	1:48.118	30.296	38.294	39.528	186.2	1:16:17.785										
41	1	1:48.509	30.705	38.702	39.102	165.1	1:18:06.294										
42	1	1:48.117	30.756	38.902	38.459	176.2	1:19:54.411										
43	1	1:50.067	31.007	39.455	39.605	159.5	1:21:44.478										
4	Lotus Elite 1961							GT1									
	1. Didier VEST																
	2. Antoine BLANC																
	1	1	2:03.265	39.721	42.380	41.164			2:03.265								
	2	1	1:51.352	30.577	40.415	40.360	179.4		3:54.617								
	3	1	1:51.486	30.818	40.045	40.623	180.3		5:46.103								
	4	1	1:53.684	31.150	41.338	41.196	177.3		7:39.787								
	5	1	1:52.189	31.100	40.277	40.812	171.4		9:31.976								
	6	1	1:52.887	31.276	40.861	40.750	173.9		11:24.863								
	7	1	1:53.890	32.799	40.184	40.907	142.7		13:18.753								
	8	1	1:52.658	31.085	39.869	41.704	173.6		15:11.411								
5	Lotus Elite 1961							GT1									
	1. Kyle TILLEY																
	1	1	1:50.424	32.675	38.599	39.150			1:50.424								
	2	1	1:47.613	29.622	39.004	38.987	172.2		3:38.037								
	3	1	1:47.426	29.003	39.120	39.303	179.4		5:25.463								
	4	1	1:47.669	29.848	38.727	39.094	174.8		7:13.132								
	5	1	1:46.001	28.749	38.358	38.894	179.1		8:59.133								
	6	1	1:48.208	29.751	39.472	38.985	178.8		10:47.341								
	7	1	1:49.112	29.859	39.328	39.925	175.9		12:36.453								
	8	1	1:46.135	28.803	38.378	38.954	177.9		14:22.588								
	9	1	1:46.674	28.988	38.704	38.982	176.2		16:09.262								
	10	1	1:47.439	28.789	38.585	40.065	177.9		17:56.701								
	11	1	1:48.920	29.397	39.055	40.468	171.2		19:45.621								
	12	1	1:47.006	29.217	38.757	39.032	170.6		21:32.627								
	13	1	1:49.116	29.003	39.295	40.818	175.9		23:21.743								
	14	1	1:49.816	30.534	39.353	39.929	166.9		25:11.559								
	15	1	1:48.044	29.544	38.923	39.577	173.1		26:59.603								
	16	1	1:47.672	29.075	38.671	39.926	174.8		28:47.275								
	17	1	1:47.797	29.023	38.586	40.188	176.5		30:35.072								
	18	1	1:49.068	29.290	38.835	40.943	177.0		32:24.140								
19	1	4:12.867 B	28.955	38.637	3:05.275	173.6	36:37.007										
20	1	1:55.268	37.048	39.107	39.113	117.4	38:32.275										
21	1	1:45.823	28.719	38.224	38.880	177.3	40:18.098										





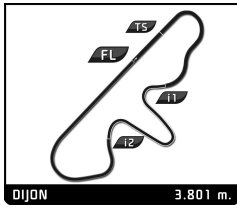
FIFTIES LEGENDS GRAND PRIX DE L'AGE D'OR RACE

Sector Analysis

■ Personal Best
 ■ Session Best
 ■ Crossing the finish line in pit lane

Lap	D	Time	Sector 1	Sector 2	Sector 3	T. Spd	Elapsed	Lap	D	Time	Sector 1	Sector 2	Sector 3	T. Spd	Elapsed
22	1	1:47.969	28.877	38.482	40.610	179.1	42:06.067	2	2	1:49.735	30.374	39.525	39.836	171.4	3:50.859
23	1	1:46.203	29.158	38.159	38.886	174.2	43:52.270	3	2	1:48.392	30.071	38.200	40.121	177.3	5:39.251
24	1	1:47.745	29.307	38.877	39.561	177.3	45:40.015	4	2	1:47.255	29.648	38.108	39.499	179.7	7:26.506
<div style="border: 1px solid black; padding: 2px;"> 7 Austin-Healey 3000 Mk I 1959 1. Eugène DELEPLANQUE GT3 </div>								5	2	1:48.012	29.577	38.648	39.787	179.1	9:14.518
1	1	1:44.837	31.965	36.610	36.262		1:44.837	6	2	1:49.188	29.680	39.352	40.156	180.9	11:03.706
2	1	1:41.125	27.966	36.795	36.364	199.3	3:25.962	7	2	1:52.102	33.423	39.381	39.298	153.4	12:55.808
3	1	1:41.627	28.056	37.128	36.443	193.9	5:07.589	8	2	1:48.702	29.722	39.428	39.552	181.2	14:44.510
4	1	1:41.702	28.345	36.627	36.730	188.8	6:49.291	9	2	1:47.244	29.521	38.404	39.319	174.8	16:31.754
5	1	1:42.479	28.498	36.799	37.182	195.7	8:31.770	10	2	1:48.379	29.686	39.124	39.569	177.6	18:20.133
6	1	1:42.290	28.602	36.981	36.707	201.5	10:14.060	11	2	1:48.540	29.717	39.630	39.193	172.5	20:08.673
7	1	1:41.920	28.307	36.918	36.695	198.2	11:55.980	12	2	1:47.970	29.524	38.875	39.571	177.0	21:56.643
8	1	1:43.474	29.517	36.690	37.267	153.6	13:39.454	13	2	1:47.976	29.613	38.809	39.554	180.0	23:44.619
9	1	1:43.193	28.495	37.323	37.375	191.2	15:22.647	14	2	1:48.845	30.180	39.157	39.508	180.3	25:33.464
10	1	1:42.475	28.240	36.929	37.306	208.5	17:05.122	15	2	1:49.993	30.082	39.292	40.619	172.5	27:23.457
11	1	1:41.787	28.122	37.039	36.626	200.7	18:46.909	16	2	1:50.953	30.118	40.415	40.420	178.5	29:14.410
12	1	1:42.442	28.360	37.157	36.925	198.5	20:29.351	17	2	1:48.314	30.295	38.493	39.526	175.9	31:02.724
13	1	1:42.870	28.494	37.208	37.168	192.2	22:12.221	18	2	1:48.699	30.144	38.748	39.807	178.5	32:51.423
14	1	1:43.223	28.654	37.969	36.600	196.4	23:55.444	19	2	1:49.521	30.713	38.896	39.912	168.2	34:40.944
15	1	1:42.195	28.682	37.102	36.411	189.8	25:37.639	20	2	1:53.378	33.035	40.390	39.953	175.3	36:34.322
16	1	1:42.825	28.409	37.291	37.125	194.2	27:20.464	21	2	4:19.926 B	30.170	38.893	3:10.863	177.9	40:54.248
17	1	1:42.090	28.174	37.153	36.763	200.7	29:02.554	22	1	1:57.566	38.873	39.012	39.681	106.6	42:51.814
18	1	4:01.177 B	28.116	37.096	2:55.965	199.3	33:03.731	23	1	1:47.363	29.134	38.956	39.273	177.0	44:39.177
19	1	1:48.241	34.378	36.866	36.997	135.7	34:51.972	24	1	1:46.804	29.167	38.511	39.126	175.6	46:25.981
20	1	1:41.562	28.139	37.126	36.297	198.5	36:33.534	25	1	1:47.252	28.987	38.832	39.433	173.9	48:13.233
21	1	1:41.749	27.908	36.754	37.087	201.1	38:15.283	26	1	1:48.236	30.407	38.309	39.520	173.9	50:01.469
22	1	1:42.385	28.308	36.792	37.285	201.9	39:57.668	27	1	1:47.490	29.674	38.477	39.339	172.8	51:48.959
23	1	1:41.909	28.469	36.862	36.578	196.7	41:39.577	28	1	1:47.714	29.347	38.728	39.639	168.0	53:36.673
24	1	1:42.174	28.291	37.220	36.663	193.5	43:21.751	29	1	1:48.361	29.293	39.851	39.217	176.5	55:25.034
25	1	1:41.663	28.033	37.059	36.571	201.5	45:03.414	30	1	1:46.965	29.135	38.289	39.541	180.0	57:11.999
26	1	1:41.197	28.090	36.784	36.323	200.7	46:44.611	31	1	1:47.355	29.346	38.509	39.500	174.2	58:59.354
27	1	1:41.796	28.009	37.509	36.278	194.9	48:26.407	32	1	1:47.600	29.666	38.883	39.051	177.0	1:00:46.954
28	1	1:42.341	28.877	36.951	36.513	195.7	50:08.748	33	1	1:48.336	30.091	38.767	39.478	181.8	1:02:35.290
29	1	1:41.620	28.055	37.062	36.503	205.3	51:50.368	34	1	1:46.823	29.145	38.534	39.144	178.2	1:04:22.113
30	1	1:41.555	28.149	36.858	36.548	191.5	53:31.923	35	1	1:46.287	28.977	38.403	38.907	180.6	1:06:08.400
31	1	1:41.516	28.107	36.964	36.445	202.2	55:13.439	36	1	1:46.813	28.931	38.737	39.145	179.7	1:07:55.213
32	1	1:41.856	28.402	37.003	36.451	198.5	56:55.295	37	1	1:45.936	28.843	38.280	38.813	180.3	1:09:41.149
33	1	1:41.132	27.985	36.864	36.283	202.6	58:36.427	38	1	1:45.657	28.848	38.153	38.656	180.9	1:11:26.806
34	1	1:42.513	28.706	37.413	36.394	200.4	1:00:18.940	39	1	1:45.258	28.731	37.980	38.547	181.8	1:13:12.064
35	1	1:41.579	27.880	37.056	36.643	203.8	1:02:00.519	40	1	1:46.426	28.951	38.445	39.030	185.6	1:14:58.490
36	1	1:41.821	28.209	37.009	36.603	205.3	1:03:42.340	41	1	1:47.990	28.843	39.346	39.801	179.7	1:16:46.480
37	1	1:41.540	28.218	36.987	36.335	199.6	1:05:23.880	42	1	1:46.629	28.839	38.508	39.282	180.9	1:18:33.109
38	1	1:42.417	28.161	37.022	37.234	202.6	1:07:06.297	43	1	1:47.864	29.769	38.946	39.149	173.1	1:20:20.973
39	1	1:43.164	28.968	36.949	37.247	202.2	1:08:49.461	44	1	1:48.213	29.350	38.355	40.508	178.8	1:22:09.186
40	1	1:42.435	28.391	37.076	36.968	196.4	1:10:31.896	<div style="border: 1px solid black; padding: 2px;"> 21 Austin Mini Cooper S 1275 1965 1. Simon NOBILI GT1 </div>							
41	1	1:41.618	28.184	36.811	36.623	208.9	1:12:13.514	1	1	1:54.510	36.368	38.718	39.424		1:54.510
42	1	1:42.056	28.175	37.169	36.712	204.9	1:13:55.570	2	1	1:47.574	30.288	38.135	39.151	170.1	3:42.084
43	1	1:42.466	28.162	36.939	37.365	193.9	1:15:38.036	3	1	1:47.637	30.119	37.878	39.640	172.5	5:29.721
44	1	1:42.886	29.079	36.828	36.979	196.4	1:17:20.922	4	1	1:48.182	30.065	38.449	39.668	174.2	7:17.903
45	1	1:42.701	28.481	37.069	37.151	201.5	1:19:03.623	5	1	1:47.660	29.780	38.301	39.579	176.2	9:05.563
46	1	1:43.447	28.597	37.550	37.300	206.1	1:20:47.070	6	1	1:48.357	30.304	38.485	39.568	172.2	10:53.920
47	1	1:43.742	28.575	37.100	38.067	201.9	1:22:30.812	7	1	1:50.150	31.399	38.524	40.227	170.1	12:44.070
<div style="border: 1px solid black; padding: 2px;"> 19 Austin Mini Cooper S 1275 1964 1. Claude CASSINA 2. Benjamin CHIRON GT1 </div>								8	1	1:48.611	30.593	38.274	39.744	168.5	14:32.681
1	2	2:01.124	38.093	43.262	39.769		2:01.124	9	1	1:48.105	30.064	38.321	39.720	172.5	16:20.786
								10	1	1:47.610	29.807	38.029	39.774	172.8	18:08.396
								11	1	1:46.805	29.346	38.359	39.100	175.9	19:55.201
								12	1	1:48.235	30.106	38.374	39.755	167.2	21:43.436





FIFTIES LEGENDS GRAND PRIX DE L'AGE D'OR RACE

Sector Analysis

■ Personal Best
 ■ Session Best
 ■ Crossing the finish line in pit lane

Lap	D	Time	Sector 1	Sector 2	Sector 3	T. Spd	Elapsed	Lap	D	Time	Sector 1	Sector 2	Sector 3	T. Spd	Elapsed
13	1	1:47.674	29.456	38.648	39.570	174.5	23:31.110	2	1	1:51.989	30.875	40.567	40.547	165.9	3:58.693
14	1	1:47.208	29.363	38.441	39.404	175.9	25:18.318	3	1	2:02.366	30.662	50.656	41.048	175.0	6:01.059
15	1	1:47.872	29.592	38.741	39.539	175.6	27:06.190	4	1	1:53.105	31.335	40.267	41.503	163.9	7:54.164
16	1	1:47.558	29.894	38.134	39.530	172.5	28:53.748	5	1	1:54.049	31.329	40.555	42.165	159.1	9:48.213
17	1	1:46.985	29.517	38.148	39.320	173.9	30:40.733	6	1	1:59.335	31.874	44.056	43.405	164.9	11:47.548
18	1	1:48.380	29.767	38.486	40.127	178.2	32:29.113	7	1	2:00.378	35.479	42.541	42.358	138.6	13:47.926
19	1	1:52.238	29.521	38.377	44.340	177.6	34:21.351	8	1	1:57.794	33.121	42.186	42.487	159.5	15:45.720

23
Austin-Healey 100-4 1956
1. Antoine CAZALIERES GT3

1	1	2:00.937	39.401	41.423	40.113		2:00.937
2	1	1:50.212	30.892	39.686	39.634	155.4	3:51.149
3	1	1:49.395	30.613	39.246	39.536	168.0	5:40.544
4	1	1:49.385	30.312	39.054	40.019	171.4	7:29.929
5	1	1:50.304	30.034	40.085	40.185	171.2	9:20.233
6	1	1:49.681	29.977	39.462	40.242	168.7	11:09.914
7	1	1:58.685	34.450	43.854	40.381	147.3	13:08.599
8	1	1:49.167	30.311	38.839	40.017	162.9	14:57.766
9	1	1:50.528	30.276	40.230	40.022	168.0	16:48.294
10	1	1:49.160	29.824	39.107	40.229	171.4	18:37.454
11	1	1:48.603	29.840	38.911	39.852	170.6	20:26.057
12	1	1:49.339	29.771	39.021	40.547	172.8	22:15.396
13	1	1:49.078	29.488	39.056	40.534	172.0	24:04.474
14	1	1:49.004	29.959	39.305	39.740	170.9	25:53.478
15	1	1:48.913	29.751	38.908	40.254	169.5	27:42.391
16	1	1:49.635	30.285	39.144	40.206	157.7	29:32.026
17	1	1:49.633	30.279	38.872	40.482	163.4	31:21.659
18	1	1:49.027	29.863	39.139	40.025	169.5	33:10.686
19	1	1:48.715	29.752	39.026	39.937	170.3	34:59.401
20	1	4:04.444 B	29.782	38.874	2:55.788	172.5	39:03.845
21	1	1:54.574	35.494	39.053	40.027	119.1	40:58.419
22	1	1:49.230	30.109	39.213	39.908	166.4	42:47.649
23	1	1:48.406	29.847	38.836	39.723	166.7	44:36.055
24	1	1:49.518	29.826	39.893	39.799	165.4	46:25.573
25	1	1:50.065	30.339	39.404	40.322	158.1	48:15.638
26	1	1:50.136	30.192	38.995	40.949	170.9	50:05.774
27	1	1:48.513	29.704	39.402	39.407	166.4	51:54.287
28	1	1:48.773	29.699	39.099	39.975	169.0	53:43.060
29	1	1:49.053	29.416	39.477	40.160	172.5	55:32.113
30	1	1:48.433	29.570	38.925	39.938	172.0	57:20.546
31	1	1:48.332	29.498	39.034	39.800	172.0	59:08.878
32	1	1:56.033	29.634	46.323	40.076	171.7	1:01:04.911
33	1	1:48.881	29.611	39.225	40.045	172.5	1:02:53.792
34	1	1:49.786	29.819	39.813	40.154	172.2	1:04:43.578
35	1	1:48.134	29.755	38.828	39.551	170.6	1:06:31.712
36	1	1:48.931	30.701	38.888	39.342	172.0	1:08:20.643
37	1	1:49.437	29.324	40.524	39.589	173.4	1:10:10.080
38	1	1:50.224	29.384	40.965	39.875	173.9	1:12:00.304
39	1	1:49.285	29.560	40.031	39.694	171.2	1:13:49.589
40	1	1:48.293	29.779	38.750	39.764	169.8	1:15:37.882
41	1	1:47.807	30.075	38.520	39.212	167.2	1:17:25.689
42	1	1:47.316	29.062	38.602	39.652	175.6	1:19:13.005
43	1	1:49.027	30.759	38.910	39.358	173.9	1:21:02.032

26
Triumph TR3S 1959
1. Robin BUIATTI-HAZE GT2

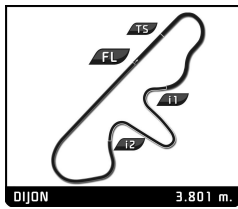
1	1	2:06.704	43.010	41.463	42.231		2:06.704
---	---	----------	--------	--------	--------	--	----------

2	1	1:51.989	30.875	40.567	40.547	165.9	3:58.693
3	1	2:02.366	30.662	50.656	41.048	175.0	6:01.059
4	1	1:53.105	31.335	40.267	41.503	163.9	7:54.164
5	1	1:54.049	31.329	40.555	42.165	159.1	9:48.213
6	1	1:59.335	31.874	44.056	43.405	164.9	11:47.548
7	1	2:00.378	35.479	42.541	42.358	138.6	13:47.926
8	1	1:57.794	33.121	42.186	42.487	159.5	15:45.720
9	1	2:00.513	34.402	43.469	42.642	157.7	17:46.233
10	1	2:00.782	33.424	43.956	43.402	167.2	19:47.015
11	1	1:57.512	32.611	41.815	43.086	164.4	21:44.527
12	1	1:56.077	33.164	41.487	41.426	152.5	23:40.604
13	1	1:57.605	33.543	42.304	41.758	154.9	25:38.209
14	1	1:54.882	31.665	41.442	41.775	155.2	27:33.091
15	1	1:58.163	33.152	41.876	43.135	157.2	29:31.254
16	1	4:21.560 B	32.887	42.531	3:06.142	166.7	33:52.814
17	1	2:07.064	41.822	41.594	43.648	103.9	35:59.878
18	1	2:01.515	34.933	43.483	43.099	149.2	38:01.393
19	1	2:02.029	34.029	43.195	44.805	142.7	40:03.422
20	1	2:03.575	35.141	44.070	44.364	150.0	42:06.997
21	1	2:05.790	34.757	45.957	45.076	149.2	44:12.787
22	1	2:03.125	35.606	42.936	44.583	144.2	46:15.912
23	1	2:05.169	36.467	44.135	44.567	149.8	48:21.081
24	1	2:00.502	35.071	43.048	42.383	144.8	50:21.583
25	1	1:58.838	32.942	42.259	43.637	171.4	52:20.421
26	1	1:57.520	34.565	41.848	41.107	157.0	54:17.941
27	1	2:04.402	33.976	45.380	45.046	163.1	56:22.343
28	1	2:02.370	34.370	42.630	45.370	155.2	58:24.713
29	1	2:04.510	34.776	45.091	44.643	145.7	1:00:29.223
30	1	2:03.268	35.111	43.402	44.755	141.0	1:02:32.491
31	1	1:58.339	33.763	41.787	42.789	152.3	1:04:30.830
32	1	2:02.381	34.744	43.011	44.626	142.3	1:06:33.211
33	1	2:07.540	35.974	44.196	47.370	134.7	1:08:40.751
34	1	2:07.535	34.666	44.456	48.413	148.4	1:10:48.286
35	1	2:07.342	37.070	42.825	47.447	123.7	1:12:55.628
36	1	2:05.721	36.651	42.194	46.876	124.1	1:15:01.349
37	1	2:04.712	34.553	44.822	45.337	146.7	1:17:06.061
38	1	2:06.789	35.799	44.786	46.204	135.5	1:19:12.850
39	1	1:59.127	33.835	43.253	42.039	133.2	1:21:11.977

30
MG A 1500 1959
1. Olivier MAZOYER INV

1	1	2:06.833	41.750	41.569	43.514		2:06.833
2	1	1:53.984	31.717	40.290	41.977	156.1	4:00.817
3	1	1:54.239	31.237	40.094	42.908	169.8	5:55.056
4	1	1:55.166	32.209	40.245	42.712	156.3	7:50.222
5	1	1:53.186	31.793	39.347	42.046	158.8	9:43.408
6	1	1:54.267	31.820	40.355	42.092	165.9	11:37.675
7	1	1:54.468	32.486	39.688	42.294	139.4	13:32.143
8	1	1:57.045	31.608	42.757	42.680	163.1	15:29.188
9	1	1:55.910	31.526	39.856	44.528	165.6	17:25.098
10	1	1:52.872	31.111	40.088	41.673	166.4	19:17.970
11	1	1:54.034	30.928	40.754	42.352	167.2	21:12.004
12	1	1:53.443	30.572	40.034	42.837	167.7	23:05.447
13	1	1:53.345	31.430	39.828	42.087	158.4	24:58.792
14	1	1:52.826	30.749	40.157	41.920	167.7	26:51.618
15	1	1:52.525	30.631	39.536	42.358	168.7	28:44.143
16	1	1:52.558	30.620	39.458	42.480	168.7	30:36.701
17	1	1:55.997	32.732	41.277	41.988	168.0	32:32.698



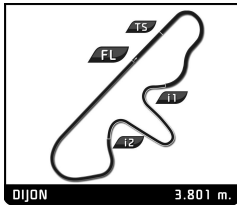


FIFTIES LEGENDS GRAND PRIX DE L'AGE D'OR RACE

Sector Analysis

■ Personal Best
 ■ Session Best
 ■ Crossing the finish line in pit lane

Lap	D	Time	Sector 1	Sector 2	Sector 3	T. Spd	Elapsed	Lap	D	Time	Sector 1	Sector 2	Sector 3	T. Spd	Elapsed
34 MG B 1963 1. Romain GUERARDELLE GT2															
1	1	1:51.053	33.627	38.876	38.550		1:51.053	1	1	1:51.637	35.446	38.985	37.206		1:51.637
2	1	1:46.767	29.304	38.900	38.563	181.5	3:37.820	2	1	1:45.610	29.459	39.064	37.087	169.5	3:37.247
3	1	1:45.138	28.789	37.870	38.479	187.2	5:22.958	3	1	1:44.029	28.745	38.073	37.211	175.6	5:21.276
4	1	1:45.102	28.773	37.878	38.451	186.9	7:08.060	4	1	1:44.756	29.719	37.914	37.123	163.1	7:06.032
5	1	1:44.984	28.779	37.740	38.465	186.5	8:53.044	5	1	1:44.388	28.924	38.072	37.392	169.0	8:50.420
6	1	1:46.137	29.014	38.549	38.574	185.9	10:39.181	6	1	1:44.593	29.614	37.600	37.379	180.3	10:35.013
7	1	1:45.438	28.898	37.900	38.640	184.6	12:24.619	7	1	1:44.555	29.034	37.966	37.555	180.9	12:19.568
8	1	1:45.476	28.958	37.956	38.562	184.9	14:10.095	8	1	1:45.035	29.210	37.855	37.970	178.8	14:04.603
9	1	1:44.743	28.803	37.525	38.415	183.1	15:54.838	9	1	1:44.542	29.128	37.742	37.672	177.6	15:49.145
10	1	1:46.584	29.020	38.882	38.682	184.9	17:41.422	10	1	1:46.204	29.315	38.131	38.758	173.6	17:35.349
11	1	1:46.834	28.933	38.771	39.130	184.3	19:28.256	11	1	1:47.095	30.292	38.000	38.803	166.2	19:22.444
12	1	1:46.180	28.899	38.419	38.862	184.3	21:14.436	12	1	1:46.379	29.914	38.034	38.431	167.7	21:08.823
13	1	1:46.365	28.796	38.518	39.051	185.2	23:00.801	13	1	1:44.224	28.910	37.367	37.947	179.4	22:53.047
14	1	1:50.066	29.069	42.179	38.818	183.1	24:50.867	14	1	1:46.109	29.157	38.831	38.121	173.1	24:39.156
15	1	1:46.253	29.138	38.519	38.596	182.7	26:37.120	15	1	1:45.046	29.235	38.339	37.472	181.8	26:24.202
16	1	1:46.454	28.851	38.234	39.369	185.6	28:23.574	16	1	1:46.090	30.119	38.318	37.653	185.2	28:10.292
17	1	1:46.048	28.866	38.466	38.716	186.5	30:09.622	17	1	1:44.575	28.727	37.718	38.130	182.7	29:54.867
18	1	1:46.525	29.519	38.626	38.380	187.8	31:56.147	18	1	1:44.873	28.997	38.148	37.728	173.4	31:39.740
19	1	4:07.078 B	28.594	38.083	3:00.401	186.9	36:03.225	19	1	1:45.048	28.719	38.088	38.241	172.0	33:24.788
20	1	1:52.859	35.308	38.545	39.006	121.2	37:56.084	20	1	1:45.889	29.211	38.528	38.150	172.0	35:10.677
21	1	1:45.977	29.146	37.866	38.965	183.1	39:42.061	21	1	1:44.544	29.065	37.801	37.678	172.5	36:55.221
22	1	1:46.082	28.999	37.947	39.136	184.3	41:28.143	22	1	1:44.402	28.637	38.068	37.697	180.3	38:39.623
23	1	1:45.496	28.871	37.885	38.740	181.8	43:13.639	23	1	4:20.587 B	29.034	38.553	3:13.000	185.9	43:00.210
24	1	1:46.258	29.023	38.266	38.969	183.1	44:59.897	24	1	1:53.074	37.043	38.163	37.868	127.4	44:53.284
25	1	1:45.851	29.363	37.881	38.607	176.8	46:45.748	25	1	1:45.808	29.789	37.945	38.074	174.8	46:39.092
26	1	1:46.301	28.957	38.630	38.714	183.4	48:32.049	26	1	1:44.555	28.974	38.044	37.537	182.1	48:23.647
27	1	1:47.438	30.361	38.205	38.872	185.9	50:19.487	27	1	1:45.304	29.835	38.130	37.339	181.5	50:08.951
28	1	1:47.317	29.844	38.503	38.970	182.4	52:06.804	28	1	1:44.784	29.136	38.454	37.194	179.7	51:53.735
29	1	1:46.095	28.901	38.120	39.074	185.2	53:52.899	29	1	1:44.439	28.788	38.415	37.236	186.5	53:38.174
30	1	1:46.103	29.276	38.126	38.701	183.7	55:39.002	30	1	1:44.038	28.888	38.060	37.090	185.6	55:22.212
39 Elva Mk V 1959 1. Louis ZURSTRASSEN SP2															
31	1	1:45.866	29.089	37.963	38.814	185.2	57:24.868	31	1	1:44.802	29.173	38.573	37.056	194.6	57:07.014
32	1	1:45.958	28.866	37.999	39.093	185.9	59:10.826	32	1	1:46.049	28.625	39.359	38.065	183.4	58:53.063
33	1	1:47.125	28.925	39.285	38.915	185.9	1:00:57.951	33	1	1:43.518	28.676	37.591	37.251	189.5	1:00:36.581
34	1	1:46.314	29.350	38.268	38.696	180.6	1:02:44.265	34	1	1:46.179	28.948	39.562	37.669	181.8	1:02:22.760
35	1	1:46.326	28.924	38.322	39.080	185.6	1:04:30.591	35	1	1:45.055	29.163	38.192	37.700	191.5	1:04:07.815
36	1	1:46.142	29.078	38.228	38.836	185.2	1:06:16.733	36	1	1:44.613	28.929	38.124	37.560	176.8	1:05:52.428
37	1	1:45.905	28.890	38.217	38.798	185.2	1:08:02.638	37	1	1:45.951	29.593	38.803	37.555	186.9	1:07:38.379
38	1	1:46.312	29.113	38.247	38.952	184.0	1:09:48.950	38	1	1:45.187	29.483	38.135	37.569	183.4	1:09:23.566
39	1	1:46.927	29.557	38.413	38.957	185.2	1:11:35.877	39	1	1:45.470	29.272	37.884	38.314	185.6	1:11:09.036
40	1	1:45.968	29.135	38.038	38.795	181.5	1:13:21.845	40	1	1:44.262	29.298	37.723	37.241	176.2	1:12:53.298
41	1	1:46.749	29.239	38.498	39.012	179.7	1:15:08.594								
42	1	1:46.530	29.257	37.982	39.291	177.3	1:16:55.124								
43	1	1:49.335	29.190	37.972	42.173	174.5	1:18:44.459								
44	1	1:49.025	30.561	39.229	39.235	168.7	1:20:33.484								
45	1	1:48.589	30.200	39.331	39.058	168.7	1:22:22.073								



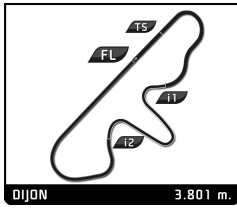
FIFTIES LEGENDS GRAND PRIX DE L'AGE D'OR RACE

Sector Analysis

■ Personal Best
 ■ Session Best
 ■ Crossing the finish line in pit lane

Lap	D	Time	Sector 1	Sector 2	Sector 3	T. Spd	Elapsed	Lap	D	Time	Sector 1	Sector 2	Sector 3	T. Spd	Elapsed															
41	1	1:43.953	28.898	37.450	37.605	186.5	1:14:37.251	2	1	1:38.642	27.515	35.358	35.769	194.9	3:20.320															
42	1	1:45.154	28.770	37.790	38.594	188.5	1:16:22.405	3	1	1:39.449	27.926	35.860	35.663	192.2	4:59.769															
43	1	1:44.136	28.447	37.541	38.148	189.1	1:18:06.541	4	1	1:38.747	27.463	35.645	35.639	209.7	6:38.516															
44	1	1:45.127	29.264	37.728	38.135	186.2	1:19:51.668	5	1	1:39.109	27.872	35.274	35.963	196.4	8:17.625															
45	1	1:47.877	29.265	41.222	37.390	183.7	1:21:39.545	6	1	1:38.860	27.597	35.551	35.712	194.6	9:56.485															
49 Porsche 356 (C) SC coupé 1965 1. Bill STEPHENS 2. Will STEPHENS GT2								7								1	1:41.487	27.469	36.976	37.042	197.4	11:37.972								
1								1	1:52.841	35.696	39.097	38.048	186.5	1:52.841	8								1	1:43.013	30.904	36.491	35.618	139.7	13:20.985	
2								1	1:46.666	28.870	39.309	38.487	186.5	3:39.507	9								1	1:41.548	28.399	37.219	35.930	194.2	15:02.533	
3								1	1:46.214	28.766	38.142	39.306	189.1	5:25.721	10								1	1:40.543	28.445	36.278	35.820	177.0	16:43.076	
4								1	1:45.672	28.958	38.076	38.638	187.2	7:11.393	11								1	1:39.680	28.043	36.078	35.559	180.9	18:22.756	
5								1	1:45.391	28.519	38.304	38.568	192.5	8:56.784	12								1	1:40.685	27.924	36.909	35.852	185.9	20:03.441	
6								1	1:46.296	28.578	38.843	38.875	191.8	10:43.080	13								1	1:39.787	27.755	36.281	35.751	186.5	21:43.228	
7								1	1:45.880	29.200	38.143	38.537	191.5	12:28.960	14								1	1:40.173	27.790	36.528	35.855	194.2	23:23.401	
8								1	1:45.477	29.029	38.153	38.295	188.8	14:14.437	15								1	1:40.285	28.076	36.444	35.765	192.9	25:03.686	
9								1	1:44.981	28.627	38.004	38.350	190.8	15:59.418	16								1	1:40.866	28.215	36.635	36.016	194.2	26:44.552	
10								1	1:45.599	28.949	37.809	38.841	189.1	17:45.017	17								1	1:40.562	28.103	36.740	35.719	182.1	28:25.114	
11								1	1:45.335	28.922	38.022	38.391	186.2	19:30.352	18								1	1:41.233	28.645	36.476	36.112	187.5	30:06.347	
12								1	1:46.729	29.070	38.305	39.354	191.5	21:17.081	19								1	1:40.118	28.021	36.276	35.821	198.2	31:46.465	
13								1	1:47.042	29.833	38.503	38.706	188.2	23:04.123	20								1	1:40.377	28.241	36.471	35.665	191.8	33:26.842	
14								1	1:46.645	28.743	39.219	38.683	189.1	24:50.768	21								1	1:39.702	27.820	36.424	35.458	193.9	35:06.544	
15								1	1:45.974	28.794	38.522	38.658	190.5	26:36.742	22								1	1:39.666	28.012	36.239	35.415	199.6	36:46.210	
16								1	1:46.080	28.859	38.190	39.031	189.1	28:22.822	23								1	1:40.649	28.426	36.641	35.582	189.5	38:26.859	
17								1	1:46.145	28.904	38.285	38.956	190.1	30:08.967	24								1	4:01.282 B	27.813	36.465	2:57.004	183.4	42:28.141	
18								1	1:48.126	30.452	39.472	38.202	190.1	31:57.093	25								1	1:46.502	34.701	36.109	35.692	134.8	44:14.643	
19								1	1:45.157	28.715	38.158	38.284	192.2	33:42.250	26								1	1:40.499	28.119	36.423	35.957	191.8	45:55.142	
20								1	1:45.352	28.834	38.115	38.403	189.1	35:27.602	27								1	1:39.790	27.824	36.229	35.737	190.8	47:34.932	
21								1	1:44.815	28.625	37.705	38.485	189.8	37:12.417	28								1	1:39.781	27.836	36.223	35.722	199.6	49:14.713	
22								1	1:46.061	29.115	37.990	38.956	190.1	38:58.478	29								1	1:41.303	27.903	36.350	37.050	187.5	50:56.016	
23								1	1:46.338	29.394	38.224	38.720	187.5	40:44.816	30								1	1:40.419	28.591	36.319	35.509	185.6	52:36.435	
24								1	1:45.548	28.686	38.432	38.430	189.1	42:30.364	31								1	1:39.418	27.840	36.130	35.448	198.5	54:15.853	
25								1	4:09.473 B	29.129	38.420	3:01.924	188.5	46:39.837	32								1	1:39.443	27.774	36.127	35.542	192.9	55:55.296	
26								2	1:52.621	35.966	38.459	38.196	119.1	48:32.458	33								1	1:39.754	27.805	36.402	35.547	203.8	57:35.050	
27								2	1:47.112	30.754	37.843	38.515	191.5	50:19.570	34								1	1:39.367	27.840	35.966	35.561	194.2	59:14.417	
28								2	1:45.652	28.782	37.891	38.979	191.8	52:05.222	35								1	1:39.642	27.521	36.635	35.486	209.3	1:00:54.059	
29								2	1:45.863	29.404	38.228	38.231	188.8	53:51.085	36								1	1:39.660	27.788	36.337	35.535	190.5	1:02:33.719	
30								2	1:46.299	28.794	38.944	38.561	190.1	55:37.384	37								1	1:39.188	27.531	36.082	35.575	205.7	1:04:12.907	
31								2	1:46.955	28.731	38.780	39.444	189.8	57:24.339	38								1	1:39.362	27.447	36.508	35.407	201.5	1:05:52.269	
32								2	1:46.076	28.858	38.091	39.127	188.2	59:10.415	39								1	1:39.499	28.057	36.177	35.265	191.2	1:07:31.768	
33								2	1:45.407	28.921	37.945	38.541	190.8	1:00:55.822	40								1	1:39.878	27.544	36.834	35.500	184.9	1:09:11.646	
34								2	1:45.406	28.432	38.194	38.780	192.5	1:02:41.228	41								1	1:40.099	27.975	36.641	35.483	192.9	1:10:51.745	
35								2	1:46.334	28.890	38.620	38.824	191.2	1:04:27.562	42								1	1:39.946	28.164	36.520	35.262	186.2	1:12:31.691	
36								2	1:45.811	28.995	38.141	38.675	190.8	1:06:13.373	43								1	1:40.439	27.796	37.098	35.545	190.5	1:14:12.130	
37								2	1:44.677	28.595	37.858	38.224	190.5	1:07:58.050	44								1	1:42.011	27.377	37.084	37.550	194.2	1:15:54.141	
38								2	1:45.600	28.427	38.063	39.110	192.2	1:09:43.650	45								1	1:42.182	30.704	36.593	34.885	179.1	1:17:36.323	
39								2	1:44.748	28.535	37.900	38.313	190.5	1:11:28.398	46								1	1:38.479	27.243	36.195	35.041	196.0	1:19:14.802	
40								2	1:45.319	29.042	38.205	38.072	192.5	1:13:13.717	47								1	1:39.048	27.825	36.084	35.139	185.9	1:20:53.850	
41								2	1:45.546	28.531	38.775	38.240	193.5	1:14:59.263	70 Sunbeam Alpine Series II 1961 1. Sébastien RUFFINO 2. Eric PINSON GT2															
42								2	1:45.490	28.383	38.445	38.662	192.5	1:16:44.753	1								2	2:23.963	49.337	46.378	48.248		2:23.963	
43								2	1:45.366	28.503	38.020	38.843	192.9	1:18:30.119	2								2	2:09.586	35.176	45.882	48.528	137.9	4:33.549	
44								2	1:45.720	29.090	38.268	38.362	191.5	1:20:15.839	3								2	2:10.119	35.261	46.216	48.642	136.9	6:43.668	
45								2	1:45.528	28.795	38.376	38.357	191.2	1:22:01.367	4								2	2:11.284	35.440	46.995	48.849	137.2	8:54.952	
55 Shelby Cobra 260 1963 1. Christophe VAN RIET GT5								5								2	2:11.501	35.525	47.098	48.878	139.0	11:06.453								
1								1	1:41.678	30.501	35.393	35.784		1:41.678	6								2	2:11.865	37.279	46.208	48.378	133.7	13:18.318	
																7								2	2:14.172	37.208	46.917	50.047	137.4	15:32.490
																8								2	2:09.656	34.919	45.957	48.870	136.7	17:42.146
																9								2	2:10.352	36.064	46.279	48.009	139.0	19:52.498



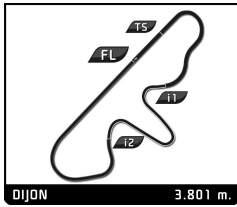


FIFTIES LEGENDS GRAND PRIX DE L'AGE D'OR RACE

Sector Analysis

■ Personal Best
 ■ Session Best
 ■ Crossing the finish line in pit lane

Lap	D	Time	Sector 1	Sector 2	Sector 3	T. Spd	Elapsed	Lap	D	Time	Sector 1	Sector 2	Sector 3	T. Spd	Elapsed
71 Porsche 356 (pré A) 1500S Coupé 1954 1. Gilles COURAUDON GT2 2. Maxime GRANSART															
1	1	2:04.614	41.112	41.566	41.936		2:04.614								
2	1	1:51.933	31.105	40.120	40.708	177.3	3:56.547								
3	1	1:52.918	31.695	40.198	41.025	161.2	5:49.465								
4	1	1:52.425	31.301	40.232	40.892	175.0	7:41.890								
5	1	1:51.981	31.097	40.082	40.802	172.2	9:33.871								
6	1	1:52.993	31.614	40.341	41.038	169.5	11:26.864								
7	1	1:54.006	32.900	40.135	40.971	151.3	13:20.870								
8	1	1:52.983	32.072	40.004	40.907	170.6	15:13.853								
9	1	1:52.211	31.407	39.864	40.940	168.0	17:06.064								
10	1	1:52.196	31.193	40.402	40.601	176.2	18:58.260								
11	1	1:52.550	31.225	40.591	40.734	164.9	20:50.810								
12	1	1:52.516	31.374	40.332	40.810	170.9	22:43.326								
13	1	1:52.578	31.257	40.191	41.130	166.2	24:35.904								
14	1	1:53.872	31.317	41.419	41.136	172.2	26:29.776								
15	1	1:53.489	31.164	40.812	41.513	171.4	28:23.265								
16	1	1:52.928	31.266	40.299	41.363	177.9	30:16.193								
17	1	1:53.079	31.463	40.540	41.076	175.6	32:09.272								
18	1	1:51.614	31.165	40.047	40.402	170.3	34:00.886								
19	1	1:51.272	30.726	39.931	40.615	173.4	35:52.158								
20	1	1:52.089	30.956	40.123	41.010	175.3	37:44.247								
21	1	4:18.741 B	31.284	40.947	3:06.510	175.6	42:02.988								
22	2	2:07.843	39.983	43.694	44.166	112.1	44:10.831								
23	2	2:00.891	34.473	42.805	43.613	163.6	46:11.722								
24	2	2:00.878	34.478	42.508	43.892	155.2	48:12.600								
25	2	2:00.052	33.552	42.359	44.141	165.4	50:12.652								
26	2	1:58.305	33.230	42.718	42.357	175.9	52:10.957								
27	2	1:58.249	32.447	41.709	44.093	161.7	54:09.206								
72 Austin-Healey 3000 Mk I 1962 1. François FILLON GT3 2. André RAULIN															
1	1	1:59.757	40.398	41.391	37.968		1:59.757								
2	1	1:45.126	29.285	38.674	37.167	165.6	3:44.883								
3	1	1:44.546	29.454	37.926	37.166	177.6	5:29.429								
4	1	1:45.577	30.047	38.075	37.455	184.0	7:15.006								
5	1	1:45.292	29.185	38.481	37.626	191.8	9:00.298								
6	1	1:46.380	30.011	38.859	37.510	178.8	10:46.678								
7	1	1:47.118	29.991	39.409	37.718	196.7	12:33.796								
8	1	1:45.893	29.620	38.600	37.673	194.6	14:19.689								
9	1	1:47.150	30.642	38.850	37.658	177.0	16:06.839								
10	1	1:46.428	30.054	38.664	37.710	185.2	17:53.267								
11	1	1:48.201	30.142	39.978	38.081	183.7	19:41.468								
12	1	1:47.738	30.854	39.445	37.439	181.8	21:29.206								
13	1	1:46.432	29.800	38.939	37.693	196.0	23:15.638								
14	1	1:47.223	29.652	38.604	38.967	182.7	25:02.861								
15	1	1:46.527	30.386	38.650	37.491	166.2	26:49.388								
16	1	1:45.866	29.717	38.721	37.428	191.2	28:35.254								
17	1	1:47.928	30.774	39.006	38.148	175.9	30:23.182								
18	1	1:46.526	29.602	39.719	37.205	203.8	32:09.708								
19	1	1:46.830	30.064	39.045	37.721	176.2	33:56.538								
20	1	1:45.791	29.753	38.622	37.416	193.2	35:42.329								
21	1	1:46.446	29.452	39.113	37.881	203.8	37:28.775								
22	1	4:20.049 B	29.730	39.242	3:11.077	177.0	41:48.824								
23	2	1:57.435	40.285	38.538	38.612	107.4	43:46.259								
24	2	1:46.673	30.196	38.334	38.143	175.0	45:32.932								
25	2	1:48.123	30.043	40.010	38.070	183.7	47:21.055								
26	2	1:46.633	30.164	38.749	37.720	174.2	49:07.688								
27	2	1:46.822	29.801	38.830	38.191	186.9	50:54.510								
28	2	1:47.131	30.975	38.642	37.514	186.5	52:41.641								
29	2	1:45.502	29.350	38.506	37.646	193.2	54:27.143								
30	2	1:47.632	29.842	39.606	38.184	189.1	56:14.775								
31	2	1:46.982	29.534	38.450	38.998	186.9	58:01.757								
32	2	1:45.604	29.498	38.546	37.560	196.7	59:47.361								
33	2	1:46.190	30.124	38.461	37.605	185.2	1:01:33.551								
34	2	1:47.368	29.768	38.371	39.229	178.5	1:03:20.919								
35	2	1:46.428	30.273	38.553	37.602	168.0	1:05:07.347								
36	2	1:46.174	29.466	38.275	38.433	193.2	1:06:53.521								
37	2	1:46.105	29.860	38.409	37.836	198.9	1:08:39.626								
38	2	1:46.776	29.971	38.467	38.338	187.5	1:10:26.402								
39	2	1:46.867	29.882	38.736	38.249	189.1	1:12:13.269								
40	2	1:45.200	29.612	38.020	37.568	189.5	1:13:58.469								
41	2	1:51.653	29.951	39.294	42.408	167.7	1:15:50.122								



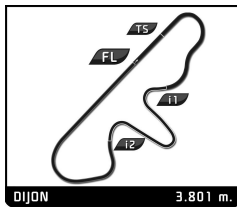
FIFTIES LEGENDS GRAND PRIX DE L'AGE D'OR RACE

Sector Analysis

■ Personal Best
 ■ Session Best
 ■ Crossing the finish line in pit lane

Lap	D	Time	Sector 1	Sector 2	Sector 3	T. Spd	Elapsed	Lap	D	Time	Sector 1	Sector 2	Sector 3	T. Spd	Elapsed
42	2	1:53.245	35.056	39.286	38.903	132.7	1:17:43.367	5	1	1:46.432	29.394	39.097	37.941	176.5	8:50.594
43	2	1:46.505	29.904	38.960	37.641	185.6	1:19:29.872	6	1	1:45.773	30.334	38.352	37.087	175.3	10:36.367
44	2	1:45.277	29.290	38.501	37.486	193.2	1:21:15.149	7	1	1:44.611	29.170	38.356	37.085	180.6	12:20.978
86 Morris Mini Cooper S 1275 1964 1. Fabrice QUESNEL GT1								8 1 1:46.121 29.594 39.033 37.494 180.9 14:07.099 9 1 1:45.839 29.124 39.266 37.449 177.9 15:52.938 10 1 1:44.872 29.309 38.491 37.072 185.9 17:37.810 11 1 1:46.225 29.659 38.817 37.749 173.6 19:24.035 12 1 1:45.722 29.848 38.428 37.446 166.2 21:09.757 13 1 1:44.652 29.411 38.093 37.148 176.5 22:54.409 14 1 1:45.719 29.535 38.832 37.352 169.0 24:40.128 15 1 1:46.113 29.630 39.021 37.462 172.5 26:26.241 16 1 1:47.165 30.680 38.592 37.893 172.0 28:13.406 17 1 1:45.847 29.830 38.368 37.649 177.0 29:59.253 18 1 1:45.812 29.183 39.077 37.552 172.8 31:45.065 19 1 1:45.914 29.575 38.723 37.616 175.3 33:30.979 20 1 4:12.440 B 29.546 38.595 3:04.299 180.9 37:43.419 21 1 1:53.360 36.792 39.436 37.132 131.2 39:36.779 22 1 1:45.894 30.513 38.344 37.037 166.7 41:22.673 23 1 1:45.351 29.327 38.786 37.238 179.4 43:08.024 24 1 1:45.885 30.099 38.649 37.137 173.6 44:53.909 25 1 1:46.156 29.824 38.562 37.770 170.3 46:40.065 26 1 1:46.411 29.781 38.670 37.960 180.0 48:26.476 27 1 1:48.467 30.637 39.730 38.100 171.7 50:14.943 28 1 1:47.459 30.607 38.693 38.159 164.6 52:02.402 29 1 1:47.335 30.708 38.505 38.122 155.6 53:49.737 30 1 1:45.879 29.763 38.475 37.641 172.5 55:35.616 31 1 3:04.542 B 30.214 38.484 1:55.844 159.8 58:40.158 32 1 1:54.726 37.061 39.551 38.114 112.1 1:00:34.884 33 1 1:47.435 30.221 39.560 37.654 167.7 1:02:22.319 34 1 1:46.242 29.214 39.187 37.841 182.7 1:04:08.561 35 1 1:47.373 30.238 39.076 38.059 175.6 1:05:55.934 36 1 1:46.320 29.518 38.790 38.012 188.8 1:07:42.254 37 1 1:46.808 30.395 38.437 37.976 180.6 1:09:29.062 38 1 1:46.241 29.423 37.993 38.825 171.4 1:11:15.303 39 1 1:47.057 30.636 37.886 38.535 168.2 1:13:02.360 40 1 1:47.877 30.792 38.620 38.465 160.7 1:14:50.237 41 1 1:47.907 29.600 38.291 40.016 174.2 1:16:38.144 42 1 1:47.205 29.875 38.374 38.956 173.9 1:18:25.349							
90 Jaguar XK 150 S 1958 1. Marc GORDON GT4								93 Porsche 356 (C) SC coupé 1965 1. Vincent MARTIN GT2							
1	1	1:50.079	34.411	38.419	37.249		1:50.079	1	1	2:15.331	44.183	44.492	46.656		2:15.331
2	1	1:44.728	29.165	38.327	37.236	184.0	3:34.807	2	1	2:09.760	36.305	45.754	47.701	154.9	4:25.091
3	1	1:44.872	29.342	38.452	37.078	173.4	5:19.679	3	1	2:09.409	36.378	45.836	47.195	140.6	6:34.500
4	1	1:44.483	29.530	37.822	37.131	176.8	7:04.162	4	1	2:09.995	37.200	45.333	47.462	138.8	8:44.495
								5	1	2:11.101	38.127	46.308	46.666	144.6	10:55.596
								6	1	2:10.384	36.640	46.633	47.111	139.7	13:05.980
								7	1	2:09.833	36.525	45.952	47.356	148.4	15:15.813
								8	1	2:10.048	36.652	45.557	47.839	146.3	17:25.861
								9	1	2:10.188	36.480	46.960	46.748	143.8	19:36.049
								10	1	2:09.035	36.059	45.571	47.405	150.8	21:45.084
								11	1	2:09.397	36.255	46.095	47.047	147.1	23:54.481
								12	1	2:08.336	35.936	45.673	46.727	154.1	26:02.817
								13	1	2:08.211	35.776	45.043	47.392	150.8	28:11.028
								14	1	2:08.842	36.157	45.668	47.017	150.8	30:19.870
								15	1	2:09.064	36.535	45.635	46.894	152.8	32:28.934
								16	1	2:08.404	35.884	44.983	47.537	154.5	34:37.338
								17	1	2:08.655	36.184	45.301	47.170	150.4	36:45.993





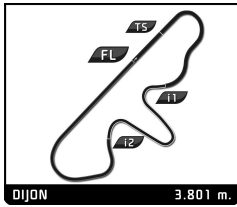
FIFTIES LEGENDS GRAND PRIX DE L'AGE D'OR RACE

Sector Analysis

■ Personal Best
 ■ Session Best
 ■ Crossing the finish line in pit lane

Lap	D	Time	Sector 1	Sector 2	Sector 3	T. Spd	Elapsed	Lap	D	Time	Sector 1	Sector 2	Sector 3	T. Spd	Elapsed							
18	1	2:07.009	35.728	44.724	46.557	148.8	38:53.002	36	1	1:53.114	30.890	39.984	42.240	173.1	1:11:00.287							
19	1	2:06.361	35.495	44.513	46.353	159.8	40:59.363	37	1	1:54.621	31.448	40.752	42.421	159.5	1:12:54.908							
20	1	2:06.171	35.652	44.310	46.209	157.2	43:05.534	38	1	1:51.534	30.771	39.245	41.518	169.0	1:14:46.442							
21	1	2:07.019	36.267	44.611	46.141	151.0	45:12.553	39	1	1:53.377	30.919	39.307	43.151	168.0	1:16:39.819							
22	1	4:38.761 B	36.166	45.054	3:17.541	150.4	49:51.314	40	1	1:52.025	31.172	39.254	41.599	169.3	1:18:31.844							
23	1	2:16.337	43.374	46.575	46.388	101.8	52:07.651	41	1	1:53.151	32.336	39.461	41.354	157.4	1:20:24.995							
24	1	2:06.877	35.196	44.996	46.685	154.1	54:14.528	42	1	1:55.967	31.448	43.183	41.336	157.7	1:22:20.962							
25	1	2:08.765	36.256	45.478	47.031	157.4	56:23.293	<div style="border: 1px solid black; padding: 5px;"> 111 Morris Mini Cooper S 1275 1965 1. Dominique JOUVIN GT1 </div>							1	1:59.268	38.977	40.205	40.086	1:59.268		
26	1	2:07.307	35.893	44.578	46.836	155.4	58:30.600								2	1	1:51.403	31.318	39.730	40.355	155.2	3:50.671
27	1	2:07.762	36.699	45.129	45.934	155.4	1:00:38.362								3	1	1:49.626	30.693	38.771	40.162	175.6	5:40.297
28	1	2:07.157	35.742	45.384	46.031	159.8	1:02:45.519								4	1	1:52.830	31.065	40.209	41.556	173.6	7:33.127
29	1	2:07.094	35.949	44.784	46.361	158.4	1:04:52.613								5	1	1:53.206	31.301	40.225	41.680	158.8	9:26.333
30	1	2:07.507	36.159	44.652	46.696	155.6	1:07:00.120								6	1	1:51.757	31.223	39.699	40.835	170.1	11:18.090
31	1	2:07.639	36.728	44.876	46.035	157.0	1:09:07.759								7	1	1:54.811	33.443	39.855	41.513	143.8	13:12.901
32	1	2:06.570	35.704	44.621	46.245	157.7	1:11:14.329								8	1	1:51.382	30.804	39.467	41.111	169.5	15:04.283
33	1	2:08.337	36.215	45.199	46.923	153.8	1:13:22.666								9	1	1:52.210	30.755	39.789	41.666	170.1	16:56.493
34	1	2:07.311	35.802	44.796	46.713	159.1	1:15:29.977								10	1	1:53.171	31.639	40.222	41.310	168.7	18:49.664
35	1	2:06.751	35.728	44.490	46.533	156.7	1:17:36.728								11	1	1:52.936	30.844	41.041	41.051	170.1	20:42.600
36	1	2:07.209	36.126	44.803	46.280	153.8	1:19:43.937								12	1	1:52.988	31.713	40.212	41.063	168.2	22:35.588
37	1	2:06.778	35.918	44.846	46.014	151.9	1:21:50.715								13	1	1:52.710	30.929	40.138	41.643	168.5	24:28.298
<div style="border: 1px solid black; padding: 5px;"> 104 Austin-Healey 100-4 1956 1. François de CHANTERAC GT3 </div>															14	1	1:51.133	30.918	39.353	40.862	167.4	26:19.431
															15	1	1:51.376	30.841	40.183	40.352	170.6	28:10.807
															16	1	1:52.564	30.481	39.965	42.118	171.7	30:03.371
															17	1	1:52.604	31.019	39.610	41.975	166.9	31:55.975
								18	1	4:11.792 B	31.618	39.928	3:00.246	157.9	36:07.767							
								19	1	2:00.587	39.422	40.741	40.424	108.2	38:08.354							
								20	1	1:52.550	31.144	39.701	41.705	169.8	40:00.904							
								21	1	1:52.048	31.841	39.592	40.615	172.0	41:52.952							
								22	1	1:51.023	30.887	39.484	40.652	169.8	43:43.975							
								23	1	1:49.850	30.438	39.069	40.343	170.3	45:33.825							
								24	1	1:50.451	30.308	39.703	40.440	170.1	47:24.276							
								25	1	1:49.905	30.156	39.309	40.440	169.8	49:14.181							
								26	1	1:50.265	29.965	39.835	40.465	170.3	51:04.446							
								27	1	1:49.759	29.938	39.362	40.459	170.6	52:54.205							
								28	1	1:51.115	31.361	39.399	40.355	173.1	54:45.320							
								29	1	1:49.894	30.434	39.211	40.249	169.8	56:35.214							
								30	1	1:50.384	30.015	39.239	41.130	169.5	58:25.598							
31	1	1:50.262	30.711	39.115	40.436	168.7	1:00:15.860															
32	1	1:51.515	30.465	40.680	40.370	169.3	1:02:07.375															
33	1	1:50.935	30.830	39.590	40.515	171.4	1:03:58.310															
34	1	1:52.408	30.831	40.262	41.315	172.8	1:05:50.718															
35	1	1:50.925	30.701	40.065	40.159	172.0	1:07:41.643															
36	1	1:51.389	31.283	39.747	40.359	173.6	1:09:33.032															
37	1	1:49.213	30.915	38.809	39.489	169.5	1:11:22.245															
38	1	1:49.381	29.927	39.721	39.733	166.2	1:13:11.626															
39	1	1:49.843	29.879	39.169	40.795	176.5	1:15:01.469															
40	1	1:49.022	29.658	39.385	39.979	174.5	1:16:50.491															
41	1	1:49.498	30.056	39.258	40.184	173.9	1:18:39.989															
42	1	1:48.950	29.892	39.323	39.735	172.2	1:20:28.939															
43	1	1:50.238	30.153	40.063	40.022	172.5	1:22:19.177															
<div style="border: 1px solid black; padding: 5px;"> 120 Ford Cortina Lotus 1964 1. Christian ODIN GT2 2. Claude RUCHETON </div>								1	1	1:56.805	38.780	38.983	39.042	1:56.805								





FIFTIES LEGENDS GRAND PRIX DE L'AGE D'OR RACE

Sector Analysis

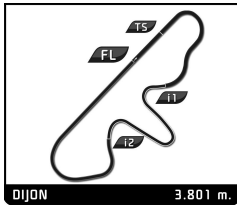
■ Personal Best
 ■ Session Best
 ■ Crossing the finish line in pit lane

Lap	D	Time	Sector 1	Sector 2	Sector 3	T. Spd	Elapsed	Lap	D	Time	Sector 1	Sector 2	Sector 3	T. Spd	Elapsed
2	1	1:48.765	30.627	39.000	39.138	176.2	3:45.570	14	1	1:43.565	28.537	37.731	37.297	190.5	24:34.563
3	1	1:48.798	30.450	38.835	39.513	173.4	5:34.368	15	1	1:43.630	28.620	38.244	36.766	185.9	26:18.193
4	1	1:47.931	29.595	38.713	39.623	183.1	7:22.299	16	1	1:45.490	28.351	38.607	38.532	184.3	28:03.683
5	1	1:48.262	29.752	38.919	39.591	175.0	9:10.561	17	1	1:44.769	28.632	38.052	38.085	191.5	29:48.452
6	1	1:50.325	30.330	39.494	40.501	164.4	11:00.886	18	1	1:44.514	28.601	38.333	37.580	189.5	31:32.966
7	1	1:52.611	31.978	41.000	39.633	150.6	12:53.497	19	1	1:44.012	28.309	38.359	37.344	191.8	33:16.978
8	1	1:48.695	29.952	38.702	40.041	173.4	14:42.192	20	1	1:43.988	28.516	38.422	37.050	190.5	35:00.966
9	1	1:48.904	29.990	39.110	39.804	170.1	16:31.096	21	1	1:45.269	29.593	38.245	37.431	183.4	36:46.235
10	1	1:48.600	29.890	39.004	39.706	173.4	18:19.696	22	1	1:44.652	29.324	38.207	37.121	175.3	38:30.887
11	1	1:48.495	29.794	39.222	39.479	177.6	20:08.191	23	1	1:43.953	28.410	38.074	37.469	194.2	40:14.840
12	1	1:47.929	29.507	38.685	39.737	177.3	21:56.120	24	1	4:28.948 B	28.725	38.643	3:21.580	182.4	44:43.788
13	1	1:48.269	29.665	38.887	39.717	178.5	23:44.389	25	1	1:54.689	38.532	38.342	37.815	118.2	46:38.477
14	1	1:48.820	29.848	39.023	39.949	177.6	25:33.209	26	1	1:43.777	28.501	38.041	37.235	188.2	48:22.254
15	1	1:48.771	29.752	38.966	40.053	179.1	27:21.980	27	1	1:46.009	30.574	38.121	37.314	161.9	50:08.263
16	1	2:39.788 B	29.778	38.759	1:31.251	169.3	30:01.768	28	1	1:44.960	29.115	38.113	37.732	192.5	51:53.223
17	1	1:57.752	36.873	40.544	40.335	116.1	31:59.520	29	1	1:44.382	28.340	38.631	37.411	193.5	53:37.605
18	1	1:48.507	29.924	38.918	39.665	175.0	33:48.027	30	1	1:44.347	28.710	38.214	37.423	181.8	55:21.952
19	1	4:17.128 B	30.202	39.710	3:07.216	179.4	38:05.155	31	1	1:44.697	28.569	38.887	37.241	192.9	57:06.649
20	2	1:56.706	38.398	39.156	39.152	111.0	40:01.861	32	1	1:43.750	28.132	38.177	37.441	196.4	58:50.399
21	2	1:48.963	30.156	39.144	39.663	176.2	41:50.824	33	1	1:44.730	28.280	39.294	37.156	191.8	1:00:35.129
22	2	1:49.314	30.104	39.432	39.778	179.4	43:40.138	34	1	1:45.172	29.086	38.801	37.285	180.6	1:02:20.301
23	2	1:48.294	29.745	38.962	39.587	177.6	45:28.432	35	1	1:43.811	28.208	38.201	37.402	184.0	1:04:04.112
24	2	1:49.490	30.001	39.255	40.234	173.1	47:17.922	36	1	1:45.302	28.259	39.489	37.554	192.5	1:05:49.414
25	2	1:49.144	30.294	39.138	39.712	171.4	49:07.066	37	1	1:43.175	28.256	38.002	36.917	182.4	1:07:32.589
26	2	1:50.001	30.809	39.536	39.656	177.9	50:57.067	38	1	1:44.473	28.610	39.059	36.804	175.6	1:09:17.062
27	2	1:47.256	29.782	38.663	38.811	178.2	52:44.323	39	1	1:44.160	28.528	38.364	37.268	166.4	1:11:01.222
28	2	1:48.400	29.938	39.154	39.308	178.2	54:32.723	40	1	1:45.505	29.350	38.555	37.600	169.0	1:12:46.727
29	2	1:48.567	29.688	39.085	39.794	182.7	56:21.290	41	1	1:45.223	29.172	38.753	37.298	181.2	1:14:31.950
30	2	1:47.244	29.743	38.576	38.925	174.5	58:08.534	42	1	1:45.594	29.444	38.625	37.525	166.7	1:16:17.544
31	2	1:47.486	29.919	38.608	38.959	180.9	59:56.020	43	1	1:45.069	29.179	38.405	37.485	169.5	1:18:02.613
32	2	1:47.034	29.663	38.646	38.725	183.1	1:01:43.054	44	1	1:45.814	29.273	38.779	37.762	170.1	1:19:48.427
33	2	1:47.381	29.631	38.835	38.915	185.2	1:03:30.435	45	1	1:48.265	30.577	39.134	38.554	160.7	1:21:36.692
34	2	1:47.939	30.119	39.030	38.790	186.5	1:05:18.374								
35	2	1:49.527	29.773	40.267	39.487	181.8	1:07:07.901								
36	2	1:47.087	29.381	38.993	38.713	185.2	1:08:54.988								
37	2	1:49.827	29.799	40.842	39.186	179.4	1:10:44.815								
38	2	1:48.316	29.893	39.492	38.931	182.4	1:12:33.131								
39	2	1:51.295	30.515	41.194	39.586	177.0	1:14:24.426								
40	2	1:49.207	30.098	38.867	40.242	171.7	1:16:13.633								
41	2	1:48.962	29.791	39.271	39.900	181.8	1:18:02.595								
42	2	1:50.983	30.975	39.196	40.812	163.6	1:19:53.578								
43	2	1:53.176	30.839	40.072	42.265	163.6	1:21:46.754								

125 Ford Cortina Lotus 1965		GT2					
1. James HAGAN							
2. Martin O'CONNELL							
1	1	1:50.657	34.687	38.721	37.249	1:50.657	
2	1	1:45.315	28.925	39.098	37.292	184.3	3:35.972
3	1	1:44.944	28.784	38.716	37.444	184.3	5:20.916
4	1	1:44.949	29.187	38.307	37.455	186.5	7:05.865
5	1	1:45.357	29.576	38.589	37.192	163.9	8:51.222
6	1	1:45.653	30.050	38.476	37.127	182.7	10:36.875
7	1	1:44.683	28.938	38.622	37.123	180.0	12:21.558
8	1	1:45.962	29.193	38.866	37.903	184.9	14:07.520
9	1	1:44.562	29.061	38.121	37.380	174.2	15:52.082
10	1	1:44.274	28.803	38.176	37.295	196.0	17:36.356
11	1	1:45.513	29.670	38.806	37.037	172.5	19:21.869
12	1	1:44.706	29.290	38.313	37.103	189.5	21:06.575
13	1	1:44.423	28.611	38.549	37.263	195.3	22:50.998

149 Lotus Elite 1961		GT1					
1. Robert INGRAM							
2. Iain ROWLEY							
1	1	1:57.437	38.635	39.989	38.813	1:57.437	
2	1	1:48.725	30.229	39.159	39.337	183.7	3:46.162
3	1	1:48.340	30.101	39.071	39.168	190.8	5:34.502
4	1	1:48.925	30.455	39.589	38.881	187.5	7:23.427
5	1	1:50.275	29.943	40.737	39.595	184.0	9:13.702
6	1	1:49.124	29.693	39.817	39.614	185.9	11:02.826
7	1	1:52.108	31.933	40.358	39.817	151.9	12:54.934
8	1	1:50.780	30.215	40.943	39.622	180.9	14:45.714
9	1	1:53.768	30.058	39.887	43.823	183.4	16:39.482
10	1	7:38.315 B	35.552	45.072	6:17.691	140.3	24:17.797
11	1	2:00.328	40.043	40.148	40.137	106.8	26:18.125
12	1	1:51.279	30.230	40.282	40.767	179.7	28:09.404
13	1	1:50.467	30.788	39.526	40.153	177.9	29:59.871
14	1	1:51.251	30.267	40.017	40.967	182.4	31:51.122
15	1	1:50.317	30.352	39.595	40.370	174.8	33:41.439
16	1	1:51.319	31.030	40.305	39.984	181.5	35:32.758
17	1	1:50.089	30.598	39.471	40.020	178.5	37:22.847
18	1	4:37.457 B	30.899	40.115	3:26.443	172.8	42:00.304
19	2	2:04.161	41.886	41.664	40.611	108.3	44:04.465
20	2	1:52.356	31.208	40.773	40.375	164.1	45:56.821
21	2	1:51.480	30.203	40.607	40.670	166.4	47:48.301
22	2	1:51.951	30.306	40.817	40.828	179.4	49:40.252
23	2	1:51.234	31.030	40.378	39.826	171.2	51:31.486





FIFTIES LEGENDS GRAND PRIX DE L'AGE D'OR RACE

Sector Analysis

Personal Best Session Best B Crossing the finish line in pit lane

Lap	D	Time	Sector 1	Sector 2	Sector 3	T. Spd	Elapsed	Lap	D	Time	Sector 1	Sector 2	Sector 3	T. Spd	Elapsed
24	2	1:50.434	29.874	40.114	40.446	184.0	53:21.920	6	2	1:53.361	30.472	41.359	41.530	172.0	11:26.541
25	2	1:50.397	30.436	39.901	40.060	183.1	55:12.317	7	2	1:53.164	31.959	40.087	41.118	163.9	13:19.705
26	2	1:50.444	30.912	39.851	39.681	183.4	57:02.761	8	2	1:52.765	30.680	40.377	41.708	171.2	15:12.470
27	2	1:52.346	30.724	40.510	41.112	177.6	58:55.107	9	2	1:52.007	30.290	40.354	41.363	169.3	17:04.477
28	2	1:50.851	30.490	40.215	40.146	168.7	1:00:45.958	10	2	1:53.540	31.011	40.441	42.088	172.0	18:58.017
29	2	1:53.403	31.040	40.823	41.540	180.3	1:02:39.361	11	2	1:52.571	31.034	40.406	41.131	168.7	20:50.588
30	2	1:51.049	30.671	40.590	39.788	183.1	1:04:30.410	12	2	1:52.071	30.592	40.045	41.434	168.7	22:42.659
31	2	1:50.272	30.760	39.707	39.805	180.0	1:06:20.682	13	2	1:51.873	30.477	39.878	41.518	168.0	24:34.532
32	2	1:49.891	30.025	39.958	39.908	184.6	1:08:10.573	14	2	1:51.306	30.407	39.727	41.172	168.0	26:25.838
33	2	1:49.029	29.749	39.657	39.623	184.3	1:09:59.602	15	2	1:51.616	30.467	39.840	41.309	166.7	28:17.454
34	2	1:49.900	30.118	40.249	39.533	183.4	1:11:49.502	16	2	1:52.751	30.423	40.150	42.178	168.7	30:10.205
35	2	1:49.864	30.077	39.908	39.879	182.7	1:13:39.366	17	2	4:16.636 B	30.442	40.571	3:05.623	172.0	34:26.841
36	2	1:51.573	30.391	41.146	40.036	184.6	1:15:30.939	18	1	1:59.805	38.003	40.372	41.430	109.5	36:26.646
37	2	1:52.444	30.654	40.502	41.288	169.0	1:17:23.383	19	1	1:51.364	30.320	39.865	41.179	167.7	38:18.010
38	2	1:50.157	30.012	39.748	40.397	185.2	1:19:13.540	20	1	1:51.238	30.359	39.708	41.171	167.4	40:09.248
39	2	1:52.152	31.383	41.005	39.764	164.9	1:21:05.692	21	1	1:51.010	30.494	39.575	40.941	167.7	42:00.258

180 Jaguar C-Type (C) 1953
1. Tom HARRIS GT4

1	1	2:05.218	42.494	41.281	41.443		2:05.218
2	1	1:51.254	31.479	39.943	39.832	169.5	3:56.472
3	1	1:49.951	31.541	38.701	39.709	164.4	5:46.423
4	1	1:52.026	31.751	39.769	40.506	162.4	7:38.449
5	1	1:52.385	31.915	39.576	40.894	162.4	9:30.834
6	1	2:13.476	31.557	59.164	42.755	158.8	11:44.310
7	1	1:57.205	34.547	40.991	41.667	139.5	13:41.515
8	1	1:54.280	31.613	40.997	41.670	175.0	15:35.795
9	1	1:54.356	32.443	40.995	40.918	159.5	17:30.151
10	1	1:54.665	32.263	40.408	41.994	160.0	19:24.816
11	1	1:53.152	31.591	40.260	41.301	160.5	21:17.968
12	1	1:53.209	32.175	40.218	40.816	159.3	23:11.177
13	1	1:53.099	31.755	40.267	41.077	164.9	25:04.276
14	1	1:51.783	31.126	40.079	40.578	173.9	26:56.059
15	1	1:51.606	31.088	39.924	40.594	173.6	28:47.665
16	1	1:50.063	30.753	39.256	40.054	170.6	30:37.728
17	1	1:51.932	31.112	39.840	40.980	182.1	32:29.660
18	1	4:52.190 B	31.863	45.861	3:34.466	164.1	37:21.850
19	1	2:13.490	45.171	45.188	43.131	100.7	39:35.340
20	1	1:53.550	33.106	39.805	40.639	164.6	41:28.890
21	1	1:53.884	32.001	40.824	41.059	180.9	43:22.774
22	1	1:54.952	32.240	41.405	41.307	162.9	45:17.726
23	1	1:54.034	32.147	40.965	40.922	159.5	47:11.760
24	1	1:52.610	32.489	40.238	39.883	147.1	49:04.370
25	1	1:53.771	32.028	40.671	41.072	158.8	50:58.141
26	1	1:54.658	31.824	41.767	41.067	162.9	52:52.799
27	1	2:03.992	34.197	44.244	45.551	152.8	54:56.791
28	1	1:59.862	34.389	42.663	42.810	155.2	56:56.653
29	1	2:00.769	33.897	42.582	44.290	152.1	58:57.422
30	1	1:58.696	33.859	42.030	42.807	159.8	1:00:56.118

181 Alfa Romeo Giulia Sprint GTV 1968
1. Elzéar ROUCHAUD
2. Bertrand ROUCHAUD GT2

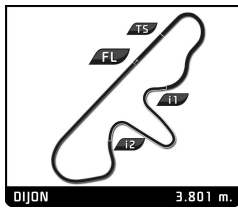
1	2	2:03.792	39.941	42.036	41.815		2:03.792
2	2	1:52.196	30.620	40.468	41.108	174.2	3:55.988
3	2	1:52.936	30.459	40.815	41.662	173.4	5:48.924
4	2	1:52.022	30.597	40.070	41.355	170.9	7:40.946
5	2	1:52.234	30.337	40.615	41.282	171.2	9:33.180

22	1	1:50.604	30.258	39.914	40.432	166.4	43:50.862
23	1	1:50.587	30.346	40.065	40.176	169.5	45:41.449
24	1	1:50.296	29.970	39.058	41.268	169.8	47:31.745
25	1	1:50.941	30.288	40.580	40.073	166.2	49:22.686
26	1	1:49.939	30.338	39.267	40.334	170.1	51:12.625
27	1	1:50.543	29.911	39.964	40.668	169.5	53:03.168
28	1	1:52.593	30.217	39.335	43.041	168.0	54:55.761
29	1	1:50.575	30.312	40.120	40.143	166.2	56:46.336
30	1	1:50.134	30.009	39.187	40.938	169.3	58:36.470
31	1	1:51.510	31.150	39.685	40.675	172.0	1:00:27.980
32	1	1:49.558	30.501	38.807	40.250	169.3	1:02:17.538
33	1	1:50.145	30.017	40.093	40.035	169.8	1:04:07.683
34	1	1:51.125	31.492	40.119	39.514	171.4	1:05:58.808
35	1	1:49.558	29.655	38.842	41.061	175.0	1:07:48.366
36	1	1:49.624	29.843	39.277	40.504	173.6	1:09:37.990
37	1	1:48.600	29.727	38.973	39.900	173.1	1:11:26.590
38	1	1:50.477	30.545	39.742	40.190	164.4	1:13:17.067
39	1	4:21.084 B	29.650	56.444	2:54.990	174.5	1:17:38.151
40	1	1:56.852	36.522	39.652	40.678	113.6	1:19:35.003
41	1	1:49.462	29.893	39.387	40.182	169.3	1:21:24.465

244 Austin-Healey 3000 Mk II 1962
1. MOZ GT4

1	1	1:49.203	33.316	38.430	37.457		1:49.203
2	1	1:44.648	29.168	37.362	38.118	196.4	3:33.851
3	1	1:44.750	29.523	37.577	37.650	193.9	5:18.601
4	1	1:44.418	29.303	37.493	37.622	189.5	7:03.019
5	1	1:45.600	29.440	37.697	38.463	191.8	8:48.619
6	1	1:45.186	29.897	37.369	37.920	186.5	10:33.805
7	1	1:46.461	29.664	39.057	37.740	189.8	12:20.266
8	1	1:44.810	29.577	37.565	37.668	183.4	14:05.076
9	1	1:44.533	29.549	37.289	37.695	178.2	15:49.609
10	1	1:45.869	30.444	37.954	37.471	174.5	17:35.478
11	1	1:45.955	29.519	37.883	38.553	179.1	19:21.433
12	1	1:44.891	29.302	37.544	38.045	188.5	21:06.324
13	1	1:45.526	30.048	37.827	37.651	192.2	22:51.850
14	1	1:45.332	29.075	38.679	37.578	189.1	24:37.182
15	1	1:46.507	30.270	38.461	37.776	192.9	26:23.689
16	1	1:45.451	30.063	37.859	37.529	190.8	28:09.140
17	1	1:44.342	28.842	37.937	37.563	192.5	29:53.482
18	1	1:44.240	28.929	37.788	37.523	194.6	31:37.722
19	1	1:44.030	28.894	37.542	37.594	192.9	33:21.752





FIFTIES LEGENDS GRAND PRIX DE L'AGE D'OR RACE

Sector Analysis

Personal Best Session Best B Crossing the finish line in pit lane

Lap	D	Time	Sector 1	Sector 2	Sector 3	T. Spd	Elapsed	Lap	D	Time	Sector 1	Sector 2	Sector 3	T. Spd	Elapsed
20	1	1:44.482	29.328	37.531	37.623	192.9	35:06.234	21	1	1:42.504	28.466	37.585	36.453	193.5	36:06.408
21	1	1:44.596	29.461	37.610	37.525	188.5	36:50.830	22	1	1:41.843	28.527	37.098	36.218	203.8	37:48.251
22	1	1:45.203	29.819	37.672	37.712	185.6	38:36.033	23	1	4:40.569 B	28.537	37.900	3:34.132	203.0	42:28.820
23	1	4:10.636 B	29.020	38.037	3:03.579	194.2	42:46.669	24	2	1:46.820	34.405	37.097	35.318	139.5	44:15.640
24	1	1:51.648	36.441	37.746	37.461	120.9	44:38.317	25	2	1:41.569	28.591	36.958	36.020	183.4	45:57.209
25	1	1:43.908	28.816	37.685	37.407	195.3	46:22.225	26	2	1:39.878	27.719	36.832	35.327	190.1	47:37.087
26	1	1:45.508	29.313	37.866	38.329	193.2	48:07.733	27	2	1:40.062	27.587	37.019	35.456	194.6	49:17.149
27	1	1:44.228	29.126	37.468	37.634	192.5	49:51.961	28	2	1:39.374	27.364	36.835	35.175	200.7	50:56.523
28	1	1:43.778	28.655	37.477	37.646	196.7	51:35.739	29	2	1:40.940	28.900	36.862	35.178	186.9	52:37.463
29	1	1:44.274	28.781	37.779	37.714	198.2	53:20.013	30	2	1:38.619	27.171	36.610	34.838	200.7	54:16.082
30	1	1:44.411	29.197	37.866	37.348	191.2	55:04.424	31	2	1:39.996	27.818	36.727	35.451	188.8	55:56.078
31	1	1:44.907	29.066	38.384	37.457	194.6	56:49.331	32	2	1:40.236	27.459	37.104	35.673	191.8	57:36.314
32	1	1:44.522	28.899	37.844	37.779	196.0	58:33.853	33	2	1:38.657	27.145	36.484	35.028	198.5	59:14.971
33	1	1:45.170	29.858	37.826	37.486	190.8	1:00:19.023	34	2	1:40.580	27.367	37.891	35.322	193.2	1:00:55.551
34	1	1:43.093	28.674	37.397	37.022	192.5	1:02:02.116	35	2	1:39.352	27.043	36.734	35.575	203.4	1:02:34.903
35	1	1:44.183	29.353	37.813	37.017	200.0	1:03:46.299	36	2	1:39.375	27.721	36.651	35.003	187.5	1:04:14.278
36	1	1:43.014	28.690	37.115	37.209	198.2	1:05:29.313	37	2	1:39.804	27.317	36.713	35.774	200.7	1:05:54.082
37	1	1:43.760	28.804	37.521	37.345	191.5	1:07:12.983	38	2	1:41.970	28.290	37.911	35.769	190.5	1:07:36.052
38	1	1:43.558	28.612	37.767	37.179	196.0	1:08:56.541	39	2	1:39.055	27.242	36.594	35.219	196.4	1:09:15.107
39	1	1:45.335	28.857	39.135	37.343	196.0	1:10:41.876	40	2	1:40.212	27.726	36.805	35.681	194.9	1:10:55.319
40	1	1:43.541	28.822	37.466	37.253	196.4	1:12:25.417	41	2	1:39.606	27.991	36.599	35.016	191.5	1:12:34.925
41	1	1:43.699	28.882	37.554	37.263	194.2	1:14:09.116	42	2	1:39.696	27.499	37.155	35.042	194.6	1:14:14.621
42	1	1:48.054	29.285	38.826	39.943	192.2	1:15:57.170	43	2	1:40.313	27.070	36.356	36.887	201.9	1:15:54.934
43	1	1:44.706	29.991	37.369	37.346	190.5	1:17:41.876	44	2	1:40.960	29.442	36.671	34.847	177.0	1:17:35.894
44	1	1:44.148	29.429	37.276	37.443	192.2	1:19:26.024	45	2	1:38.723	27.093	36.562	35.068	205.3	1:19:14.617
45	1	1:44.029	28.749	37.696	37.584	195.3	1:21:10.053	46	2	1:39.119	27.639	36.212	35.268	190.5	1:20:53.736
								47	2	1:38.625	27.164	36.348	35.113	196.4	1:22:32.361

250 Lotus XI 1100 1958
 1. Sandy WATSON SP1
 2. Martin O'CONNELL

1	2	1:41.961	30.753	35.967	35.241		1:41.961
2	2	1:38.656	27.490	35.868	35.298	204.9	3:20.617
3	2	1:39.095	27.225	36.212	35.658	213.0	4:59.712
4	2	1:39.088	27.830	35.964	35.294	191.5	6:38.800
5	2	1:39.430	27.984	35.779	35.667	209.7	8:18.230

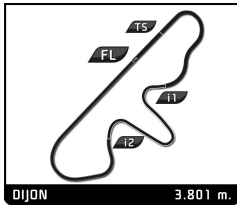
300 Shelby Cobra 260 1962
 1. John SPIERS GT5
 2. Nigel GREENSALL

1	1	1:46.481	31.942	38.217	36.322		1:46.481
2	1	1:42.724	28.490	37.565	36.669	185.6	3:29.205
3	1	1:43.227	28.937	37.688	36.602	191.2	5:12.432
4	1	1:42.690	28.665	37.295	36.730	197.1	6:55.122
5	1	1:43.253	28.248	37.746	37.259	205.7	8:38.375
6	1	1:41.890	28.548	37.073	36.269	208.5	10:20.265
7	1	1:42.445	28.538	37.335	36.572	194.6	12:02.710
8	1	1:42.391	28.656	37.318	36.417	192.2	13:45.101
9	1	1:42.532	28.669	37.290	36.573	203.8	15:27.633
10	1	1:42.808	28.470	37.480	36.858	201.5	17:10.441
11	1	1:43.214	28.169	37.774	37.271	197.1	18:53.655
12	1	1:44.259	29.008	38.171	37.080	183.1	20:37.914
13	1	1:42.670	28.378	37.716	36.576	199.3	22:20.584
14	1	1:43.776	28.565	37.960	37.251	200.0	24:04.360
15	1	1:43.288	28.826	37.938	36.524	194.9	25:47.648
16	1	1:42.678	28.227	37.754	36.697	207.3	27:30.326
17	1	1:42.915	28.418	37.495	37.002	209.7	29:13.241
18	1	1:43.613	28.753	37.986	36.874	200.0	30:56.854
19	1	1:41.934	28.055	37.436	36.443	213.4	32:38.788
20	1	1:45.116	28.784	38.976	37.356	204.5	34:23.904

371 MG B 1965
 1. Michael BOYLE GT2

1	1	1:52.101	35.054	38.855	38.192		1:52.101
2	1	1:46.706	29.273	39.421	38.012	182.1	3:38.807
3	1	1:45.397	28.992	38.233	38.172	187.2	5:24.204
4	1	1:45.096	28.819	38.313	37.964	190.5	7:09.300
5	1	1:45.254	28.860	38.193	38.201	184.6	8:54.554
6	1	1:48.195	29.141	39.977	39.077	183.7	10:42.749
7	1	1:45.439	29.135	38.033	38.271	189.5	12:28.188
8	1	1:45.184	29.395	37.618	38.171	179.4	14:13.372
9	1	1:45.129	28.871	37.938	38.320	181.8	15:58.501
10	1	1:45.361	29.180	37.649	38.532	180.3	17:43.862
11	1	1:46.135	29.307	37.727	39.101	172.2	19:29.997
12	1	1:46.884	28.982	38.656	39.246	185.2	21:16.881
13	1	1:46.633	29.682	38.387	38.564	181.5	23:03.514
14	1	1:45.638	28.835	38.459	38.344	182.7	24:49.152
15	1	1:45.251	29.108	37.967	38.176	181.2	26:34.403
16	1	1:47.074	29.014	38.738	39.322	185.6	28:21.477
17	1	1:46.245	29.094	38.233	38.918	179.7	30:07.722
18	1	1:46.344	29.156	38.402	38.786	184.6	31:54.066
19	1	1:46.169	29.216	38.284	38.669	183.4	33:40.235
20	1	1:45.867	29.174	38.336	38.357	185.2	35:26.102
21	1	1:45.493	29.074	38.027	38.392	183.7	37:11.595
22	1	4:10.382 B	29.388	38.177	3:02.817	185.9	41:21.977
23	1	1:52.355	35.672	38.409	38.274	123.3	43:14.332
24	1	1:45.482	28.945	38.627	37.910	185.2	44:59.814
25	1	1:45.165	29.046	37.902	38.217	186.5	46:44.979
26	1	1:57.092	29.178	49.025	38.889	175.6	48:42.071
27	1	1:46.586	29.882	38.259	38.445	172.2	50:28.657
28	1	1:48.360	29.487	39.085	39.788	181.5	52:17.017





FIFTIES LEGENDS GRAND PRIX DE L'AGE D'OR RACE

Sector Analysis

■ Personal Best
 ■ Session Best
 ■ B Crossing the finish line in pit lane

Lap	D	Time	Sector 1	Sector 2	Sector 3	T. Spd	Elapsed	Lap	D	Time	Sector 1	Sector 2	Sector 3	T. Spd	Elapsed
29	1	1:48.818	29.401	39.682	39.735	187.2	54:05.835	39	1	1:42.996	28.693	37.022	37.281	187.5	1:12:12.720
30	1	1:46.718	29.730	38.357	38.631	181.8	55:52.553	40	1	1:42.272	28.332	37.565	36.375	185.2	1:13:54.992
31	1	1:47.937	29.934	39.772	38.231	180.3	57:40.490	41	1	1:41.550	27.827	37.087	36.636	192.2	1:15:36.542
32	1	1:46.420	29.768	38.019	38.633	186.2	59:26.910	42	1	1:43.122	29.199	37.371	36.552	196.0	1:17:19.664
33	1	1:46.319	29.437	38.354	38.528	185.9	1:01:13.229	43	1	1:42.386	27.878	38.134	36.374	190.1	1:19:02.050
34	1	1:47.509	29.979	38.059	39.471	168.2	1:03:00.738	44	1	1:43.194	28.798	37.707	36.689	190.8	1:20:45.244
35	1	1:46.249	29.640	37.690	38.919	180.0	1:04:46.987	45	1	1:42.698	28.354	37.551	36.793	191.5	1:22:27.942
36	1	1:45.428	29.217	38.060	38.151	179.7	1:06:32.415								
37	1	1:46.173	29.512	38.110	38.551	192.5	1:08:18.588								
38	1	1:46.452	29.955	38.007	38.490	170.6	1:10:05.040								
39	1	1:45.923	29.721	37.945	38.257	175.6	1:11:50.963								
40	1	1:47.557	29.270	39.666	38.621	178.5	1:13:38.520								
41	1	1:49.168	30.596	38.780	39.792	184.0	1:15:27.688								
42	1	1:46.071	29.385	38.067	38.619	182.1	1:17:13.759								
43	1	1:46.784	29.459	39.196	38.129	181.2	1:19:00.543								
44	1	1:48.141	30.888	39.405	37.848	178.2	1:20:48.684								
45	1	1:46.562	29.465	38.080	39.017	188.2	1:22:35.246								

600		Lotus XI 1957				SP2		
		1. Guy PEETERS						
		2. Fred DE BRAEY						
1	2	1:53.710	37.065	39.284	37.361		1:53.710	
2	2	1:45.936	29.234	38.865	37.837	184.9	3:39.646	
3	2	1:45.705	29.944	38.242	37.519	175.3	5:25.351	
4	2	1:44.639	29.011	38.196	37.432	187.5	7:09.990	
5	2	1:45.451	29.119	38.890	37.442	181.8	8:55.441	
6	2	1:45.842	29.077	38.870	37.895	183.7	10:41.283	
7	2	2:53.038	1:33.113	40.387	39.538	196.0	13:34.321	
8	2	1:47.801	29.693	38.837	39.271	173.9	15:22.122	
9	2	1:48.394	30.478	39.136	38.780	190.5	17:10.516	
10	2	1:46.725	29.815	38.734	38.176	182.7	18:57.241	
11	2	1:46.523	29.078	39.192	38.253	189.1	20:43.764	
12	2	1:46.800	29.477	38.690	38.633	180.6	22:30.564	
13	2	1:47.213	29.670	38.952	38.591	187.2	24:17.777	
14	2	1:47.136	29.605	39.148	38.383	185.6	26:04.913	
15	2	1:48.334	29.536	39.800	38.998	184.6	27:53.247	
16	2	1:47.952	29.409	39.516	39.027	181.8	29:41.199	
17	2	1:47.199	29.585	39.089	38.525	188.8	31:28.398	
18	2	4:20.869	B	29.372	39.208	3:12.289	190.1	35:49.267
19	1	1:53.407	36.945	38.142	38.320	120.5	37:42.674	
20	1	1:44.791	29.390	38.309	37.092	169.8	39:27.465	
21	1	1:42.377	28.286	37.216	36.875	180.3	41:09.842	
22	1	1:43.237	28.568	37.934	36.735	180.0	42:53.079	
23	1	1:42.582	28.428	37.646	36.508	187.8	44:35.661	
24	1	1:43.671	29.015	37.787	36.869	166.9	46:19.332	
25	1	1:44.740	29.863	37.785	37.092	175.6	48:04.072	
26	1	1:43.307	28.472	37.729	37.106	178.5	49:47.379	
27	1	1:42.990	28.453	37.595	36.942	180.6	51:30.369	
28	1	1:43.952	29.446	37.303	37.203	170.6	53:14.321	
29	1	1:43.281	28.553	37.402	37.326	179.7	54:57.602	
30	1	1:43.591	29.067	37.730	36.794	167.7	56:41.193	
31	1	1:42.957	28.363	37.624	36.970	186.2	58:24.150	
32	1	1:43.494	28.827	37.612	37.055	180.0	1:00:07.644	
33	1	1:45.233	28.833	38.795	37.605	176.2	1:01:52.877	
34	1	1:43.255	29.159	37.224	36.872	181.5	1:03:36.132	
35	1	1:43.381	28.387	37.478	37.516	185.9	1:05:19.513	
36	1	1:44.417	29.013	38.306	37.098	185.9	1:07:03.930	
37	1	1:43.259	28.907	37.567	36.785	179.7	1:08:47.189	
38	1	1:42.535	28.544	37.711	36.280	190.5	1:10:29.724	