

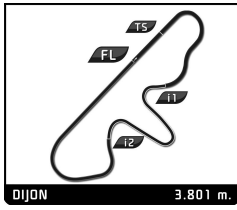
FIFTIES LEGENDS GRAND PRIX DE L'AGE D'OR QUALIFYING

Sector Analysis

■ Personal Best ■ Session Best ■ Crossing the finish line in pit lane

Lap	D	Time	Sector 1	Sector 2	Sector 3	T. Spd	Elapsed	Lap	D	Time	Sector 1	Sector 2	Sector 3	T. Spd	Elapsed
3		Austin-Healey 3000 Mk II 1962						GT4							
1.		Jean-Pascal CUEREL													
1	1	2:39.116	1:17.804	41.530	39.782	100.0	2:39.116	3	1	1:41.006	28.043	36.642	36.321	199.3	5:26.191
2	1	1:48.801	31.074	38.926	38.801	154.3	4:27.917	4	1	1:40.667	28.085	36.283	36.299	197.1	7:06.858
3	1	1:48.132	30.721	38.046	39.365	177.3	6:16.049	5	1	2:43.361 B	28.131	39.887	1:35.343	190.5	9:50.219
4	1	1:48.729	30.373	38.594	39.762	179.7	8:04.778	6	1	1:46.777	34.286	36.560	35.931	138.6	11:36.996
5	1	1:51.349	31.739	39.445	40.165	170.9	9:56.127	7	1	1:43.630	29.537	37.762	36.331	183.1	13:20.626
6	1	4:40.172 B	30.917	39.487	3:29.768	180.6	14:36.299	8	1	1:40.520	28.129	36.144	36.247	200.4	15:01.146
7	1	1:58.680	39.919	39.388	39.373	115.1	16:34.979	9	1	1:40.114	27.872	35.946	36.296	201.1	16:41.260
8	1	1:48.639	30.760	38.650	39.229	183.7	18:23.618	10	1	1:40.834	27.833	36.030	36.971	199.6	18:22.094
9	1	1:46.957	30.182	38.143	38.632	180.0	20:10.575	11	1	1:40.659	28.081	36.463	36.115	191.2	20:02.753
10	1	1:48.940	29.976	38.847	40.117	181.8	21:59.515	12	1	1:41.278	28.280	36.657	36.341	204.5	21:44.031
11	1	1:48.246	30.217	39.134	38.895	183.1	23:47.761	13	1	1:40.747	27.762	36.232	36.753	201.9	23:24.778
12	1	1:53.817	31.249	40.374	42.194	186.9	25:41.578	14	1	1:40.424	28.097	36.151	36.176	195.7	25:05.202
13	1	1:47.670	30.821	38.078	38.771	189.5	27:29.248	15	1	1:41.718	28.785	36.804	36.129	193.2	26:46.920
14	1	1:48.939	30.195	39.210	39.534	187.2	29:18.187	16	1	1:41.023	27.841	36.325	36.857	201.1	28:27.943
15	1	2:16.301	30.157	1:03.185	42.959	189.1	31:34.488	17	1	1:40.996	27.883	36.294	36.819	199.3	30:08.939
4		Lotus Elite 1961						GT1							
1.		Didier VEST													
2.		Antoine BLANC													
1	2	2:31.192	1:09.934	39.969	41.289	109.1	2:31.192	15	1	1:40.996	27.883	36.294	36.819	199.3	30:08.939
2	2	1:49.260	30.471	38.581	40.208	178.2	4:20.452								
3	2	1:47.454	29.635	38.385	39.434	181.8	6:07.906								
4	2	1:47.769	29.461	38.874	39.434	179.7	7:55.675								
5	2	1:48.482	30.034	38.519	39.929	176.8	9:44.157								
6	2	1:49.515	29.920	39.618	39.977	167.7	11:33.672								
7	2	1:52.139	32.147	39.404	40.588	172.2	13:25.811								
8	2	3:50.437 B	30.010	39.075	2:41.352	176.2	17:16.248								
9	1	2:07.119	42.657	42.459	42.003	99.9	19:23.367								
10	1	1:53.495	30.888	40.436	42.171	174.2	21:16.862								
11	1	1:52.712	30.843	40.336	41.533	172.5	23:09.574								
12	1	1:53.523	31.448	40.411	41.664	167.4	25:03.097								
13	1	1:52.356	30.756	40.472	41.128	175.6	26:55.453								
14	1	1:52.299	30.790	40.165	41.344	175.9	28:47.752								
15	1	1:52.107	30.698	39.756	41.653	178.2	30:39.859								
5		Lotus Elite 1961						GT1							
1.		Kyle TILLEY													
1	1	2:18.129	58.817	39.194	40.118	114.5	2:18.129								
2	1	3:36.262 B	29.923	39.234	2:27.105	166.4	5:54.391								
3	1	1:55.322	37.131	38.988	39.203	114.0	7:49.713								
4	1	1:46.246	29.955	37.742	38.549	170.6	9:35.959								
5	1	1:46.058	30.158	37.443	38.457	179.4	11:22.017								
6	1	1:44.395	28.430	37.334	38.631	180.9	13:06.412								
7	1	1:44.711	28.566	37.684	38.461	179.7	14:51.123								
8	1	3:27.670 B	28.761	40.931	2:17.978	179.1	18:18.793								
9	1	2:04.647	41.517	42.863	40.267	101.9	20:23.440								
10	1	1:44.716	28.433	37.547	38.736	180.3	22:08.156								
11	1	1:46.756	29.595	38.563	38.598	182.1	23:54.912								
12	1	1:45.116	28.288	37.242	39.586	180.3	25:40.028								
13	1	1:43.299	28.199	37.156	37.944	181.2	27:23.327								
7		Austin-Healey 3000 Mk I 1959						GT3							
1.		Eugène DELEPLANQUE													
1	1	2:04.400	49.380	37.977	37.043	119.3	2:04.400								
2	1	1:40.785	28.496	36.269	36.020	196.7	3:45.185								
15		Lotus 15 1959						SP3							
1.		Michael GANS													
1	1	4:19.742	3:08.246	36.637	34.859	138.1	4:19.742								
2	1	1:36.564	26.994	35.073	34.497	197.1	5:56.306								
3	1	1:38.862	26.788	35.969	36.105	208.9	7:35.168								
4	1	1:37.201	27.238	35.375	34.588	206.9	9:12.369								
5	1	1:36.638	26.782	34.873	34.983	204.5	10:49.007								
6	1	1:36.891	26.452	35.771	34.668	215.1	12:25.898								
7	1	1:36.976	26.837	35.369	34.770	208.5	14:02.874								
8	1	1:37.726	27.395	35.872	34.459	201.1	15:40.600								
9	1	8:07.194 B	27.748	36.221	7:03.225	200.4	23:47.794								
19		Austin Mini Cooper S 1275 1964						GT1							
1.		Claude CASSINA													
2.		Benjamin CHIRON													
1	2	2:18.338	59.936	38.755	39.647	110.8	2:18.338								
2	2	1:52.003	30.899	38.432	42.672	172.2	4:10.341								
3	2	1:47.550	30.420	37.947	39.183	171.2	5:57.891								
4	2	1:47.437	29.963	37.966	39.508	179.1	7:45.328								
5	2	1:48.410	29.974	37.759	40.677	177.9	9:33.738								
6	2	1:51.147	33.451	38.471	39.225	157.2	11:24.885								
7	2	1:48.775	29.718	39.423	39.634	178.2	13:13.660								
8	2	1:47.072	30.086	37.985	39.001	174.2	15:00.732								
9	2	3:16.519 B	34.017	41.875	2:00.627	174.8	18:17.251								
10	1	1:54.701	37.962	37.525	39.214	124.3	20:11.952								
11	1	1:48.719	29.494	39.120	40.105	180.3	22:00.671								
12	1	1:48.359	30.250	38.884	39.225	174.2	23:49.030								
13	1	1:46.227			38.679	177.3	25:35.257								
14	1	1:44.558	28.815	37.462	38.281	174.5	27:19.815								
15	1	1:45.505	28.827	37.469	39.209	176.2	29:05.320								
16	1	1:43.915	28.501	37.040	38.374	180.0	30:49.235								
21		Austin Mini Cooper S 1275 1965						GT1							
1.		Simon NOBILI													
1	1	2:16.087	56.335	39.869	39.883	99.6	2:16.087								
2	1	1:48.057	30.739	38.273	39.045	169.8	4:04.144								
3	1	1:48.637	30.030	38.948	39.659	177.9	5:52.781								
4	1	1:48.955	30.402	38.407	40.146	166.9	7:41.736								
5	1	1:49.495	30.092	38.482	40.921	177.3	9:31.231								
6	1	1:47.798	30.300	38.066	39.432	173.1	11:19.029								
7	1	1:47.555	29.564	38.387	39.604	176.8	13:06.584								
8	1	1:46.880	30.052	37.934	38.894	163.6	14:53.464								





FIFTIES LEGENDS GRAND PRIX DE L'AGE D'OR QUALIFYING

Sector Analysis

■ Personal Best
 ■ Session Best
 ■ Crossing the finish line in pit lane

Lap	D	Time	Sector 1	Sector 2	Sector 3	T. Spd	Elapsed	Lap	D	Time	Sector 1	Sector 2	Sector 3	T. Spd	Elapsed
9	1	1:47.519	29.950	38.192	39.377	174.2	16:40.983	11	1	1:44.830	28.633	37.572	38.625	184.9	23:06.712
10	1	1:46.418	29.601	37.794	39.023	177.6	18:27.401	12	1	1:45.168	28.827	37.773	38.568	185.9	24:51.880
11	1	1:47.753	30.316	38.139	39.298	175.3	20:15.154	13	1	1:44.306	28.709	37.123	38.474	184.0	26:36.186
12	1	3:59.061 B	30.896	41.520	2:46.645	172.2	24:14.215	14	1	1:45.101	28.774	37.775	38.552	184.9	28:21.287
13	1	1:57.979	38.026	38.600	41.353	111.9	26:12.194	15	1	1:43.508	28.464	37.001	38.043	186.5	30:04.795
14	1	1:47.347	29.248	37.874	40.225	175.6	27:59.541								
15	1	1:45.558	29.202	37.415	38.941	177.6	29:45.099								
16	1	1:48.085	30.617	37.929	39.539	176.8	31:33.184								

23		Austin-Healey 100-4 1956		1. Antoine CAZALIERES		GT3	
1	1	3:23.168	1:56.364	45.084	41.720	108.2	3:23.168
2	1	1:50.573	31.440	39.387	39.746	160.5	5:13.741
3	1	2:52.994 B	30.803	41.181	1:41.010	168.2	8:06.735
4	1	1:55.110	36.171	38.579	40.360	122.9	10:01.845
5	1	1:48.562	30.406	38.930	39.226	167.2	11:50.407
6	1	1:49.021	30.089	39.383	39.549	158.4	13:39.428
7	1	1:51.466	29.726	41.441	40.299	172.0	15:30.894
8	1	1:47.916	29.863	38.485	39.568	169.8	17:18.810
9	1	1:47.341	29.417	38.294	39.630	173.4	19:06.151

26		Triumph TR3S 1959		1. Robin BUIATTI-HAZE		GT2	
1	1	3:00.529	1:36.102	41.058	43.369	104.8	3:00.529
2	1	1:57.021	32.531	40.970	43.520	145.0	4:57.550
3	1	6:02.922 B	38.176	51.533	4:33.213	115.4	11:00.472

30		MG A 1500 1959		1. Olivier MAZOYER		INV	
1	1	2:44.541	1:19.527	41.486	43.528	102.9	2:44.541
2	1	1:56.934	32.260	42.047	42.627	165.1	4:41.475
3	1	1:55.828	32.296	40.032	43.500	151.0	6:37.303
4	1	1:54.856	32.145	39.962	42.749	166.7	8:32.159
5	1	1:55.848	32.306	40.467	43.075	168.7	10:28.007
6	1	1:59.149	32.838	41.672	44.639	161.0	12:27.156
7	1	1:56.378	33.109	40.617	42.652	160.2	14:23.534
8	1	3:42.895 B	31.546	39.232	2:32.117	166.4	18:06.429
9	1	2:03.501	40.687	40.581	42.233	107.7	20:09.930
10	1	1:55.150	32.013	41.025	42.112	169.3	22:05.080
11	1	1:52.788	32.175	39.720	40.893	166.7	23:57.868
12	1	1:53.349	31.419	39.686	42.244	169.8	25:51.217
13	1	1:53.709	31.468	39.529	42.712	165.1	27:44.926
14	1	1:53.064	31.375	39.960	41.729	168.7	29:37.990
15	1	1:55.864	31.958	41.010	42.896	169.3	31:33.854

34		MG B 1963		1. Romain GUERARDELLE		GT2	
1	1	2:47.239	1:23.464	43.740	40.035	101.7	2:47.239
2	1	1:47.717	29.933	39.281	38.503	174.2	4:34.956
3	1	1:46.926	28.669	38.314	39.943	186.2	6:21.882
4	1	1:45.937	28.699	38.113	39.125	184.0	8:07.819
5	1	1:49.471	29.348	40.185	39.938	185.2	9:57.290
6	1	1:46.501	30.016	38.051	38.434	180.0	11:43.791
7	1	1:47.382	28.516	38.774	40.092	185.6	13:31.173
8	1	4:14.517 B	29.217	42.874	3:02.426	185.6	17:45.690
9	1	1:52.050	36.231	37.519	38.300	118.7	19:37.740
10	1	1:44.142	28.650	37.245	38.247	184.3	21:21.882

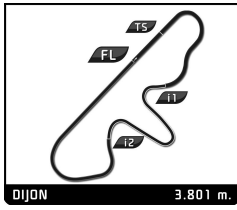
39		Elva Mk V 1959		1. Louis ZURSTRASSEN		SP2	
1	1	3:02.949	1:42.195	41.456	39.298	114.4	3:02.949
2	1	1:48.167	30.846	39.217	38.104	155.6	4:51.116
3	1	1:45.238	29.268	37.957	38.013	178.5	6:36.354
4	1	1:46.054	30.117	38.001	37.936	160.7	8:22.408
5	1	1:46.516	29.150	39.546	37.820	182.1	10:08.924
6	1	3:55.794 B	29.952	38.849	2:46.993	171.2	14:04.718
7	1	1:54.500	37.126	39.017	38.357	130.8	15:59.218
8	1	1:45.807	29.830	38.273	37.704	182.4	17:45.025
9	1	1:45.375	29.391	37.875	38.109	180.6	19:30.400
10	1	1:45.225	29.345	38.409	37.471	176.5	21:15.625
11	1	1:44.625	29.401	37.851	37.373	175.0	23:00.250
12	1	1:43.714	28.794	37.313	37.607	183.1	24:43.964
13	1	1:45.068	29.694	37.485	37.889	166.9	26:29.032
14	1	1:49.015	31.376	39.773	37.866	170.9	28:18.047
15	1	1:44.430	29.401	37.267	37.762	174.2	30:02.477

49		Porsche 356 (C) SC coupé 1965		1. Bill STEPHENS		GT2	
1	2	3:28.101	2:07.269	38.903	41.929	115.4	3:28.101
2	2	1:44.984	29.065	37.407	38.512	183.1	5:13.085
3	2	1:45.858	28.878	38.220	38.760	187.5	6:58.943
4	2	1:44.707	28.986	37.670	38.051	186.2	8:43.650
5	2	3:08.627 B	28.477	38.150	2:02.000	190.1	11:52.277
6	2	1:53.843	37.366	37.817	38.660	112.4	13:46.120
7	2	1:45.373	28.436	38.105	38.832	191.5	15:31.493
8	2	1:44.220	28.340	37.250	38.630	191.8	17:15.713
9	2	1:44.484	28.654	37.256	38.574	189.5	19:00.197
10	2	1:45.428	28.767	37.834	38.827	189.5	20:45.625
11	2	1:44.155	28.598	37.215	38.342	189.5	22:29.780
12	2	1:44.341	28.490	37.546	38.305	190.1	24:14.121
13	2	1:45.007	28.761	37.254	38.992	190.5	25:59.128
14	2	1:44.212	28.370	37.408	38.434	187.5	27:43.340

55		Shelby Cobra 260 1963		1. Christophe VAN RIET		GT5	
1	1	2:01.918	48.328	37.336	36.254	116.8	2:01.918
2	1	1:39.878	28.090	35.847	35.941	188.2	3:41.796
3	1	1:39.246	27.815	35.906	35.525	187.8	5:21.042
4	1	4:54.289 B	28.067	38.501	3:47.721	194.9	10:15.331
5	1	1:51.575	37.771	37.848	35.956	126.0	12:06.906
6	1	1:38.829	27.369	36.120	35.340	215.1	13:45.735
7	1	1:39.248	27.409	36.572	35.267	193.9	15:24.983
8	1	1:38.429	27.271	35.497	35.661	207.7	17:03.412

70		Sunbeam Alpine Series II 1961		1. Sébastien RUFFINO		GT2	
1	2	3:44.218	2:05.397	48.604	50.217	89.3	3:44.218
2	2	2:13.735	36.776	47.335	49.624	135.7	5:57.953
3	2	2:10.517	35.500	46.471	48.546	137.4	8:08.470





FIFTIES LEGENDS
GRAND PRIX DE L'AGE D'OR
QUALIFYING

Sector Analysis

Personal Best Session Best B Crossing the finish line in pit lane

Lap	D	Time	Sector 1	Sector 2	Sector 3	T. Spd	Elapsed	Lap	D	Time	Sector 1	Sector 2	Sector 3	T. Spd	Elapsed
4	2	2:11.339	35.756	47.653	47.930	138.3	10:19.809	9	1	3:35.651 B	29.881	38.412	2:27.358	174.2	19:18.045
5	2	2:11.910	35.122	47.435	49.353	137.8	12:31.719	10	1	1:57.787	37.264	39.751	40.772	115.1	21:15.832
6	2	2:09.211	35.071	45.802	48.338	136.9	14:40.930	11	1	1:55.198	29.717	45.871	39.610	172.8	23:11.030
7	2	2:13.542	35.002	47.761	50.779	136.0	16:54.472	12	1	1:48.868	29.953	39.269	39.646	174.8	24:59.898
8	2	2:10.560	35.528	46.060	48.972	135.7	19:05.032	13	1	1:46.879	29.316	38.414	39.149	173.1	26:46.777
9	2	3:44.570 B	35.976	46.648	2:21.946	135.2	22:49.602	14	1	1:46.394	29.298	37.990	39.106	175.0	28:33.171
10	1	2:20.341	44.985	46.985	48.371	87.7	25:09.943								
11	1	2:08.043	34.880	46.541	46.622	135.8	27:17.986								
12	1	2:07.945	35.457	45.270	47.218	137.4	29:25.931								
13	1	2:06.419	34.105	45.444	46.870	138.1	31:32.350								

71 Porsche 356 (pré A) 1500S Coupé 1954
1. Gilles COURAUDON GT2
2. Maxime GRANSART

1	1	3:16.488	1:49.465	44.153	42.870	101.6	3:16.488
2	1	1:55.851	33.024	41.265	41.562	171.2	5:12.339
3	1	1:54.819	31.813	41.115	41.891	172.5	7:07.158
4	1	1:52.997	31.849	40.026	41.122	171.4	9:00.155
5	1	4:40.493 B	31.567	41.395	3:27.531	175.9	13:40.648
6	2	2:20.405	50.377	46.134	43.894	92.1	16:01.053
7	2	2:01.556	34.024	43.354	44.178	175.6	18:02.609
8	2	2:00.470	34.132	43.145	43.193	150.8	20:03.079
9	2	2:00.235	33.859	42.441	43.935	170.1	22:03.314
10	2	1:58.557	33.692	42.228	42.637	158.1	24:01.871
11	2	1:59.134	33.482	41.880	43.772	168.5	26:01.005
12	2	1:58.000	33.468	41.443	43.089	162.9	27:59.005
13	2	1:57.197	33.106	41.516	42.575	170.6	29:56.202
14	2	1:59.227	33.732	41.989	43.506	163.9	31:55.429

72 Austin-Healey 3000 Mk I 1962
1. François FILLON GT3
2. André RAULIN

1	1	2:17.307	1:01.673	38.307	37.327	130.1	2:17.307
2	1	1:45.857	30.420	37.955	37.482	167.7	4:03.164
3	1	1:46.877	30.597	38.333	37.947	184.0	5:50.041
4	1	1:46.281	29.772	38.999	37.510	179.7	7:36.322
5	1	1:45.604	29.932	38.546	37.126	179.4	9:21.926
6	1	1:45.848	30.384	38.322	37.142	170.1	11:07.774
7	1	1:45.643	30.290	37.954	37.399	180.9	12:53.417
8	1	3:42.676 B	30.468	39.361	2:32.847	190.5	16:36.093
9	2	1:51.463	35.846	38.209	37.408	131.2	18:27.556
10	2	1:45.124	29.814	37.800	37.510	176.5	20:12.680
11	2	1:48.430	29.980	39.260	39.190	172.5	22:01.110
12	2	1:44.373	29.485	37.527	37.361	193.5	23:45.483
13	2	1:44.826	29.482	37.476	37.868	186.5	25:30.309
14	2	1:44.559	29.681	37.635	37.243	183.7	27:14.868
15	2	1:46.042	30.086	38.293	37.663	185.2	29:00.910
16	2	1:45.916	29.943	38.407	37.566	181.5	30:46.826

86 Morris Mini Cooper S 1275 1964
1. Fabrice QUESNEL GT1

1	1	2:41.579	1:17.303	42.415	41.861	103.2	2:41.579
2	1	1:53.540	31.529	41.161	40.850	172.8	4:35.119
3	1	1:50.820	31.478	39.259	40.083	158.4	6:25.939
4	1	1:47.389	29.670	38.192	39.527	176.5	8:13.328
5	1	1:55.424	33.579	41.769	40.076	166.2	10:08.752
6	1	1:54.020	30.452	43.815	39.753	167.2	12:02.772
7	1	1:51.672	29.395	42.392	39.885	176.2	13:54.444
8	1	1:47.950	30.070	38.169	39.711	172.5	15:42.394

90 Jaguar XK 150 S 1958
1. Marc GORDON GT4

1	1	2:46.732	1:29.595	39.674	37.463	110.5	2:46.732
2	1	1:46.512	30.297	38.805	37.410	177.0	4:33.244
3	1	1:46.643	29.445	38.807	38.391	171.7	6:19.887
4	1	1:44.196	29.103	37.319	37.774	181.2	8:04.083
5	1	1:45.932	29.894	38.083	37.955	180.0	9:50.015
6	1	1:45.516	30.276	38.001	37.239	157.2	11:35.531
7	1	2:58.700 B	31.940	43.772	1:42.988	162.2	14:34.231
8	1	1:52.853	37.241	38.497	37.115	122.9	16:27.084
9	1	1:43.986	29.180	37.610	37.196	181.8	18:11.070
10	1	1:46.470	29.951	38.632	37.887	162.9	19:57.540
11	1	1:46.401	30.297	38.526	37.578	169.8	21:43.941
12	1	1:44.685	29.884	37.674	37.127	167.7	23:28.626
13	1	1:43.688	29.419	37.443	36.826	178.8	25:12.314

93 Porsche 356 (C) SC coupé 1965
1. Vincent MARTIN GT2

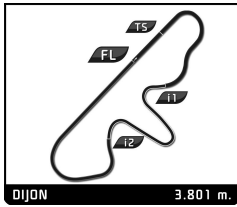
1	1	3:31.150	1:55.748	47.335	48.067	103.2	3:31.150
2	1	2:07.290	35.898	45.229	46.163	147.1	5:38.440
3	1	2:08.688	35.167	46.694	46.827	154.7	7:47.128
4	1	2:07.852	35.637	45.408	46.807	155.6	9:54.980
5	1	3:30.627 B	36.187	44.886	2:09.554	153.0	13:25.607
6	1	2:13.520	40.219	46.372	46.929	109.5	15:39.127
7	1	2:08.483	35.351	45.962	47.170	152.8	17:47.610
8	1	2:08.155	35.942	45.093	47.120	147.9	19:55.765
9	1	2:09.107	36.410	45.260	47.437	151.3	22:04.872
10	1	2:08.750	36.313	45.492	46.945	149.4	24:13.622
11	1	2:09.639	36.258	46.251	47.130	142.7	26:23.261
12	1	2:10.108	36.721	45.763	47.624	147.5	28:33.369
13	1	2:08.133	36.153	45.109	46.871	146.5	30:41.502

100 Austin-Healey 3000 Mk II 1962
1. Sébastien BERCHON GT4

1	1	2:44.129	1:24.928	40.588	38.613	114.3	2:44.129
2	1	1:46.129	30.644	37.934	37.551	178.2	4:30.258
3	1	1:45.105	30.246	37.240	37.619	172.8	6:15.363
4	1	1:44.413	28.900	37.315	38.198	189.8	7:59.776
5	1	4:22.906 B	29.779	38.210	3:14.917	174.2	12:22.682
6	1	1:53.204	37.727	37.523	37.954	127.2	14:15.886
7	1	1:43.928	29.388	37.344	37.196	189.5	15:59.814
8	1	1:46.271	29.788	38.921	37.562	178.5	17:46.085
9	1	2:15.944 B	29.121	37.621	1:09.202	185.2	20:02.029
10	1	1:50.320	35.251	37.524	37.545	135.3	21:52.349
11	1	1:44.056	28.972	37.463	37.621	192.2	23:36.405
12	1	1:46.440	30.107	38.675	37.658	168.2	25:22.845
13	1	1:43.780	29.010	37.068	37.702	192.5	27:06.625

104 Austin-Healey 100-4 1956
1. François de CHANTERAC GT3





FIFTIES LEGENDS GRAND PRIX DE L'AGE D'OR QUALIFYING

Sector Analysis

■ Personal Best
 ■ Session Best
 ■ Crossing the finish line in pit lane

Lap	D	Time	Sector 1	Sector 2	Sector 3	T. Spd	Elapsed
1	1	2:52.231	1:28.800	41.461	41.970	109.4	2:52.231
2	1	1:51.830	31.184	39.476	41.170	169.8	4:44.061
3	1	1:50.807	31.070	39.191	40.546	171.4	6:34.868
4	1	1:50.648	30.713	39.415	40.520	172.2	8:25.516
5	1	1:50.133	30.541	38.689	40.903	172.0	10:15.649
6	1	1:50.757	30.938	38.845	40.974	170.6	12:06.406
7	1	1:49.588	30.609	38.641	40.338	173.9	13:55.994

111 Morris Mini Cooper S 1275 1965							
1. Dominique JOUVIN GT1							
1	1	2:35.047	1:09.391	43.066	42.590	108.9	2:35.047
2	1	1:54.025	33.133	40.427	40.465	167.4	4:29.072
3	1	1:54.467	32.108	39.041	43.318	172.5	6:23.539
4	1	1:49.072	31.024	38.223	39.825	173.9	8:12.611
5	1	1:51.781	31.427	39.910	40.444	171.7	10:04.392
6	1	1:57.523	34.045	43.121	40.357	165.4	12:01.915
7	1	1:48.116	29.952	38.511	39.653	171.4	13:50.031
8	1	1:48.195	30.029	38.452	39.714	173.4	15:38.226
9	1	5:19.069 B	33.072	41.849	4:04.148	170.6	20:57.295
10	1	2:09.664	42.211	45.881	41.572	99.0	23:06.959
11	1	1:48.811	30.440	38.674	39.697	173.4	24:55.770
12	1	1:48.897	30.869	38.321	39.707	171.7	26:44.667
13	1	1:48.606	29.984	38.736	39.886	172.5	28:33.273
14	1	1:48.189	30.215	38.102	39.872	173.4	30:21.462

120 Ford Cortina Lotus 1964							
1. Christian ODIN GT2							
2. Claude RUCHETON							
1	1	2:30.047	1:09.312	40.315	40.420	104.5	2:30.047
2	1	1:48.023	29.818	38.676	39.529	179.1	4:18.070
3	1	1:47.918	29.975	38.613	39.330	181.8	6:05.988
4	1	1:49.349	30.129	39.349	39.871	181.2	7:55.337
5	1	1:47.432	29.469	38.500	39.463	180.9	9:42.769
6	1	1:47.981	29.480	38.642	39.859	177.9	11:30.750
7	1	1:49.659	29.937	39.083	40.639	174.8	13:20.409
8	1	3:29.051 B	29.854	39.369	2:19.828	168.2	16:49.460
9	2	2:03.334	41.844	42.197	39.293	105.7	18:52.794
10	2	1:47.085	29.430	38.606	39.049	178.2	20:39.879
11	2	1:46.885	29.604	38.278	39.003	175.6	22:26.764
12	2	1:46.955	29.346	38.655	38.954	169.5	24:13.719
13	2	1:47.174	30.167	38.374	38.633	156.7	26:00.893
14	2	1:45.906	29.182	38.046	38.678	181.5	27:46.799
15	2	1:47.545	30.038	38.440	39.067	181.2	29:34.344
16	2	1:46.518	29.359	38.093	39.066	167.2	31:20.862

125 Ford Cortina Lotus 1965							
1. James HAGAN GT2							
2. Martin O'CONNELL							
1	2	2:10.097	53.248	39.288	37.561	101.0	2:10.097
2	2	1:42.949	28.218	37.400	37.331	190.5	3:53.046
3	2	1:41.776	28.063	36.797	36.916	196.4	5:34.822
4	2	1:43.683	29.809	36.874	37.000	186.5	7:18.505
5	2	1:40.960	28.034	36.493	36.433	196.0	8:59.465
6	2	1:40.988	27.517	36.886	36.585	196.0	10:40.453
7	2	4:49.305 B	28.502	36.827	3:43.976	190.1	15:29.758
8	1	2:09.361	46.835	42.498	40.028	87.7	17:39.119
9	1	1:47.375	30.257	38.721	38.397	173.9	19:26.494
10	1	1:48.290	29.559	39.459	39.272	173.1	21:14.784
11	1	1:44.894	29.364	38.118	37.412	178.2	22:59.678

Lap	D	Time	Sector 1	Sector 2	Sector 3	T. Spd	Elapsed
12	1	1:44.923	29.801	37.922	37.200	168.2	24:44.601
13	1	1:50.024	30.401	41.548	38.075	162.4	26:34.625

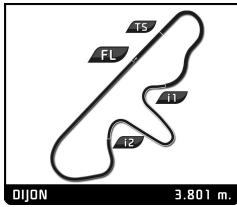
149 Lotus Elite 1961							
1. Robert INGRAM GT1							
2. Iain ROWLEY							
1	1	2:26.561	1:04.582	40.899	41.080	107.8	2:26.561
2	1	1:49.657	31.015	39.110	39.532	170.1	4:16.218
3	1	1:49.017	29.870	39.036	40.111	181.8	6:05.235
4	1	1:49.973	30.549	39.201	40.223	182.4	7:55.208
5	1	1:49.687	30.901	39.221	39.565	175.0	9:44.895
6	1	1:49.137	29.849	39.598	39.690	178.2	11:34.032
7	1	1:52.410	32.117	40.010	40.283	182.7	13:26.442
8	1	1:50.119	29.814	39.256	41.049	183.1	15:16.561
9	1	1:49.811	30.279	38.964	40.568	179.4	17:06.372
10	1	1:49.136	29.954	39.489	39.693	183.1	18:55.508
11	1	3:36.950 B	32.333	42.161	2:22.456	165.6	22:32.458
12	2	2:03.862	40.257	42.643	40.962	114.4	24:36.320
13	2	1:51.446	30.848	40.303	40.295	179.4	26:27.766
14	2	1:53.542	32.128	41.358	40.056	178.2	28:21.308
15	2	1:49.524	29.995	39.910	39.619	173.4	30:10.832

180 Jaguar C-Type (C) 1953							
1. Tom HARRIS GT4							
1	1	3:31.653	1:58.883	46.854	45.916	106.0	3:31.653
2	1	2:01.615	34.067	43.920	43.628	158.1	5:33.268
3	1	2:00.860	33.887	42.076	44.897	159.1	7:34.128
4	1	1:58.652	34.934	40.892	42.826	143.8	9:32.780
5	1	1:59.410	34.592	42.189	42.629	146.1	11:32.190
6	1	2:02.233	33.968	43.435	44.830	156.5	13:34.423
7	1	1:59.229	32.610	43.117	43.502	170.6	15:33.652
8	1	1:58.280	33.929	41.268	43.083	152.3	17:31.932
9	1	1:59.843	35.379	42.234	42.230	143.4	19:31.775
10	1	1:56.284	32.712	41.400	42.172	162.9	21:28.059
11	1	2:01.710	33.835	41.566	46.309	149.8	23:29.769

181 Alfa Romeo Giulio Sprint GTV 1968							
1. Elzéar ROUCHAUD GT2							
2. Bertrand ROUCHAUD							
1	2	3:00.294	1:37.605	41.058	41.631	108.2	3:00.294
2	2	1:52.439	31.079	39.783	41.577	166.7	4:52.733
3	2	1:52.610	30.882	40.347	41.381	168.5	6:45.343
4	2	1:51.255	30.588	39.483	41.184	169.3	8:36.598
5	2	3:43.129 B	30.539	39.286	2:33.304	168.5	12:19.727
6	1	2:00.367	39.072	40.409	40.886	107.8	14:20.094
7	1	1:51.402	31.436	39.172	40.794	165.6	16:11.496
8	1	1:51.696	30.498	39.484	41.714	165.6	18:03.192
9	1	1:51.491	30.850	39.530	41.111	164.6	19:54.683
10	1	1:50.192	30.265	39.236	40.691	164.9	21:44.875
11	1	1:49.935	30.287	39.282	40.366	168.0	23:34.810
12	1	1:52.538	30.132	41.352	41.054	168.5	25:27.348
13	1	1:53.166	33.364	39.515	40.287	168.5	27:20.514
14	1	1:51.187	31.055	39.238	40.894	172.0	29:11.701
15	1	1:49.977	30.291	39.141	40.545	170.6	31:01.678

244 Austin-Healey 3000 Mk II 1962							
1. MOZ GT4							
1	1	2:56.273	1:37.271	40.475	38.527	102.9	2:56.273
2	1	1:44.312	29.457	37.433	37.422	188.2	4:40.585





FIFTIES LEGENDS GRAND PRIX DE L'AGE D'OR QUALIFYING

Sector Analysis

■ Personal Best
 ■ Session Best
 ■ Crossing the finish line in pit lane

Lap	D	Time	Sector 1	Sector 2	Sector 3	T. Spd	Elapsed	Lap	D	Time	Sector 1	Sector 2	Sector 3	T. Spd	Elapsed
3	1	1:43.962	29.475	36.997	37.490	187.2	6:24.547	12	1	1:45.509	29.205	38.169	38.135	183.4	23:48.952
4	1	1:42.698	28.777	36.944	36.977	201.5	8:07.245	13	1	1:47.540	30.426	38.785	38.329	187.8	25:36.492
5	1	1:48.575	29.807	39.835	38.933	196.0	9:55.820	14	1	1:44.708	28.967	37.603	38.138	183.7	27:21.200
6	1	1:44.482	29.381	37.397	37.704	192.2	11:40.302	15	1	1:49.937	32.682	38.773	38.482	154.1	29:11.137
7	1	1:49.440	29.256	40.360	39.824	194.6	13:29.742	16	1	1:44.885	29.089	37.447	38.349	183.7	30:56.022
8	1	1:46.900	28.899	37.702	40.299	197.1	15:16.642	<div style="border: 1px solid black; padding: 5px;"> 390 Lotus XI 1100 1958 1.Amaury GARIEL SP1 2.Vincent AUBRY 1 2 8:01.894 B 1:47.197 44.628 5:30.069 108.0 8:01.894 2 2 4:42.803 B 37.348 40.943 3:24.512 115.8 12:44.697 3 1 11:09.690 B 47.062 55.390 9:27.238 105.3 23:54.387 </div>							
9	1	1:47.617	31.322	38.205	38.090	159.5	17:04.259								
10	1	1:45.821	29.035	39.205	37.581	196.7	18:50.080								
11	1	1:44.200	29.155	37.368	37.677	196.0	20:34.280								
12	1	3:47.632 B	29.162	38.739	2:39.731	197.4	24:21.912								
13	1	1:55.905	37.658	39.797	38.450	116.4	26:17.817								
14	1	1:44.457	29.295	37.804	37.358	190.5	28:02.274								
15	1	1:43.636	29.090	37.148	37.398	195.3	29:45.910								
16	1	1:50.429	29.089	37.422	43.918	195.7	31:36.339								

250		Lotus XI 1100 1958		SP1			
		1.Sandy WATSON					
		2.Martin O'CONNELL					
1	1	2:44.228	1:24.446	40.893	38.889	113.0	2:44.228
2	1	1:46.333	30.114	38.227	37.992	185.2	4:30.561
3	1	1:49.320	31.124	39.176	39.020	173.1	6:19.881
4	1	1:45.972	30.163	38.201	37.608	175.9	8:05.853
5	1	6:46.453 B	29.694	41.220	5:35.539	199.6	14:52.306
6	1	2:01.193	41.912	41.258	38.023	115.1	16:53.499
7	1	1:46.373	29.898	39.131	37.344	191.2	18:39.872
8	1	1:47.636	29.826	39.309	38.501	187.5	20:27.508
9	1	1:45.553	29.003	38.990	37.560	194.9	22:13.061
10	1	4:38.778 B	29.795	38.790	3:30.193	188.8	26:51.839
11	2	1:53.868	37.950	38.695	37.223	98.6	28:45.707
12	2	1:39.155	26.938	36.028	36.189	206.1	30:24.862

600		Lotus XI 1957		SP2			
		1.Guy PEETERS					
		2.Fred DE BRAEY					
1	2	3:04.985	1:42.866	42.797	39.322	116.4	3:04.985
2	2	1:49.315	30.572	40.203	38.540	166.4	4:54.300
3	2	1:48.875	29.708	40.674	38.493	177.0	6:43.175
4	2	1:46.614	29.766	38.950	37.898	184.6	8:29.789
5	2	1:47.844	30.033	39.886	37.925	179.4	10:17.633
6	2	4:38.753 B	30.032	39.630	3:29.091	173.1	14:56.386
7	1	1:53.296	38.465	38.094	36.737	106.7	16:49.682
8	1	1:41.044	28.136	36.898	36.010	195.3	18:30.726
9	1	1:42.560	28.529	37.191	36.840	179.1	20:13.286
10	1	2:59.711 B	29.380	37.213	1:53.118	172.8	23:12.997
11	1	1:48.118	33.361	37.346	37.411	136.0	25:01.115
12	1	1:41.393	28.432	36.850	36.111	192.5	26:42.508
13	1	1:40.972	27.719	36.294	36.959	186.2	28:23.480
14	1	1:41.408	27.967	37.828	35.613	187.5	30:04.888

300		Shelby Cobra 260 1962		GT5			
		1.John SPIERS					
		2.Nigel GREENSALL					
1	2	2:05.890	53.890	36.536	35.464	101.8	2:05.890
2	2	1:38.041	27.340	35.705	34.996	208.9	3:43.931
3	2	1:39.345	26.960	36.426	35.959	203.4	5:23.276
4	2	1:39.114	27.061	35.830	36.223	206.5	7:02.390
5	2	1:37.504	27.047	35.638	34.819	200.7	8:39.894
6	2	6:54.114 B	28.220	37.210	5:48.684	189.1	15:34.008
7	1	2:01.729	41.710	41.156	38.863	111.6	17:35.737
8	1	1:45.298	29.602	37.692	38.004	192.5	19:21.035
9	1	1:40.688	28.018	36.714	35.956	216.0	21:01.723
10	1	1:39.480	27.519	36.336	35.625	210.9	22:41.203
11	1	1:39.301	27.818	36.045	35.438	210.1	24:20.504

371		MG B 1965		GT2			
		1.Michael BOYLE					
1	1	2:54.231	1:33.503	40.095	40.633	110.0	2:54.231
2	1	1:49.194	29.823	40.362	39.009	171.2	4:43.425
3	1	1:47.425	30.747	38.255	38.423	173.1	6:30.850
4	1	1:46.194	29.295	38.615	38.284	184.9	8:17.044
5	1	1:47.595	30.038	39.084	38.473	181.8	10:04.639
6	1	1:45.848	29.341	38.249	38.258	176.5	11:50.487
7	1	1:45.950	29.309	38.062	38.579	181.8	13:36.437
8	1	3:02.288 B	31.089	45.388	1:45.811	179.7	16:38.725
9	1	1:52.261	35.271	38.262	38.728	124.6	18:30.986
10	1	1:46.106	29.764	38.001	38.341	166.9	20:17.092
11	1	1:46.351	29.463	38.607	38.281	183.4	22:03.443