

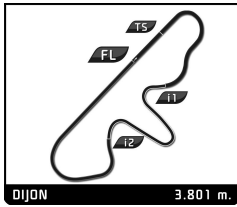
# FIFTIES LEGENDS GRAND PRIX DE L'AGE D'OR PRIVATE PRACTICE

## Sector Analysis

■ Personal Best   
 ■ Session Best   
 ■ Crossing the finish line in pit lane

Lap	D	Time	Sector 1	Sector 2	Sector 3	T. Spd	Elapsed	Lap	D	Time	Sector 1	Sector 2	Sector 3	T. Spd	Elapsed	
<b>3</b>		Austin-Healey 3000 Mk II 1962														
		1. Jean-Pascal CUEREL														
		GT4														
1	1	3:26.480	1:59.854	44.297	42.329	89.0	3:26.480	13	1	1:41.034	28.193	36.306	36.535	201.9	25:43.197	
2	1	1:56.136	34.059	41.192	40.885	152.8	5:22.616	14	1	3:19.995 B	28.319	36.552	2:15.124	194.2	29:03.192	
3	1	1:54.623	33.242	40.411	40.970	145.2	7:17.239	15	1	1:48.378	34.339	36.839	37.200	137.1	30:51.570	
4	1	1:54.985	33.145	41.360	40.480	139.2	9:12.224									
5	1	3:54.360 B	31.819	39.264	2:43.277	161.0	13:06.584									
6	1	2:00.969	39.727	40.479	40.763	117.3	15:07.553									
7	1	1:52.341	32.046	39.561	40.734	161.7	16:59.894									
8	1	1:53.843	31.898	39.238	42.707	164.1	18:53.737									
9	1	1:50.682	31.822	39.387	39.473	154.1	20:44.419									
10	1	1:49.970	30.935	39.153	39.882	177.6	22:34.389									
11	1	1:50.123	31.288	38.764	40.071	151.7	24:24.512									
12	1	1:50.324	31.725	38.724	39.875	175.9	26:14.836									
13	1	1:48.701	30.903	38.692	39.106	179.1	28:03.537									
14	1	1:49.950	30.887	39.119	39.944	173.1	29:53.487									
15	1	1:49.792	30.679	39.465	39.648	185.2	31:43.279									
<b>4</b>		Lotus Elite 1961														
		1. Didier VEST														
		2. Antoine BLANC														
		GT1														
1	1	3:11.601	1:41.503	45.911	44.187	87.1	3:11.601									
2	1	2:00.218	32.964	43.696	43.558	155.6	5:11.819									
3	1	1:58.729	32.916	43.202	42.611	157.2	7:10.548									
4	1	1:56.081	31.750	41.625	42.706	161.4	9:06.629									
5	1	1:58.075	32.041	43.068	42.966	164.1	11:04.704									
6	1	1:57.454	32.344	42.349	42.761	163.1	13:02.158									
7	1	4:03.457 B	31.733	41.927	2:49.797	161.4	17:05.615									
8	2	2:10.430	45.092	41.335	44.003	98.2	19:16.045									
9	2	1:58.530	32.887	40.508	45.135	155.8	21:14.575									
10	2	1:55.273	32.554	40.059	42.660	156.7	23:09.848									
11	2	1:54.513	32.149	40.401	41.963	160.0	25:04.361									
12	2	1:53.704	31.438	39.739	42.527	166.7	26:58.065									
13	2	1:55.856	32.196	41.301	42.359	163.1	28:53.921									
14	2	1:56.054	32.029	41.154	42.871	158.4	30:49.975									
<b>5</b>		Lotus Elite 1961														
		1. Kyle TILLEY														
		GT1														
1	1	3:50.264 B	1:23.286	39.326	1:47.652	109.6	3:50.264									
2	1	2:01.319	40.540	40.868	39.911	110.2	5:51.583									
3	1	1:47.306	29.136	38.215	39.955	174.5	7:38.889									
4	1	1:46.032	28.923	37.970	39.139	177.6	9:24.921									
<b>7</b>		Austin-Healey 3000 Mk I 1959														
		1. Eugène DELEPLANQUE														
		GT3														
1	1	3:06.006	1:45.428	42.055	38.523	99.2	3:06.006									
2	1	1:47.855	30.831	39.200	37.824	158.8	4:53.861									
3	1	1:43.424	28.899	37.296	37.229	172.8	6:37.285									
4	1	1:42.513	28.434	37.103	36.976	180.6	8:19.798									
5	1	3:41.428 B	28.838	37.130	2:35.460	179.1	12:01.226									
6	1	1:49.051	35.435	36.890	36.726	122.0	13:50.277									
7	1	1:42.987	28.417	37.132	37.438	180.9	15:33.264									
8	1	1:42.008	28.266	36.783	36.959	197.1	17:15.272									
9	1	1:41.756	28.654	36.513	36.589	180.6	18:57.028									
10	1	1:42.069	28.280	36.607	37.182	201.5	20:39.097									
11	1	1:41.715	27.973	36.559	37.183	203.0	22:20.812									
12	1	1:41.351	28.135	36.644	36.572	202.2	24:02.163									
<b>15</b>		Lotus 15 1959														
		1. Michael GANS														
		SP3														
1	1	2:49.872	1:37.246	37.492	35.134	91.1	2:49.872									
2	1	1:37.868	27.797	35.363	34.708	181.2	4:27.740									
3	1	1:42.370	29.057	38.500	34.813	174.2	6:10.110									
4	1	1:37.242	27.647	35.176	34.419	186.5	7:47.352									
5	1	3:28.468 B	27.555	36.647	2:24.266	180.9	11:15.820									
6	1	1:44.917	33.550	36.216	35.151	139.9	13:00.737									
7	1	1:38.269	28.046	35.476	34.747	195.7	14:39.006									
8	1	1:38.501	27.018	36.754	34.729	200.7	16:17.507									
9	1	1:38.533	27.292	36.491	34.750	200.0	17:56.040									
10	1	1:36.569	26.557	35.364	34.648	218.2	19:32.609									
11	1	1:38.912	27.558	35.698	35.656	193.5	21:11.521									
12	1	1:37.514	27.060	35.704	34.750	192.2	22:49.035									
13	1	1:36.755	27.406	35.246	34.103	200.7	24:25.790									
14	1	1:36.839	26.989	35.281	34.569	211.4	26:02.629									
15	1	1:42.864	28.812	35.306	38.746	204.5	27:45.493									
16	1	1:40.351	29.874	35.833	34.644	144.8	29:25.844									
<b>19</b>		Austin Mini Cooper S 1275 1964														
		1. Claude CASSINA														
		2. Benjamin CHIRON														
		GT1														
1	2	3:02.122	1:34.825	43.669	43.628	105.8	3:02.122									
2	2	1:58.813	33.773	42.052	42.988	137.1	5:00.935									
3	2	1:53.977	32.756	40.001	41.220	157.9	6:54.912									
4	2	1:56.058	32.171	42.265	41.622	152.3	8:50.970									
5	2	1:54.011	31.780	40.115	42.116	159.8	10:44.981									
6	2	1:53.984	31.126	41.019	41.839	169.3	12:38.965									
7	2	1:52.938	32.136	39.403	41.399	165.1	14:31.903									
8	2	1:53.317	31.275	39.831	42.211	174.8	16:25.220									
9	2	1:51.153	31.433	39.246	40.474	171.7	18:16.373									
10	2	1:51.134	31.005	38.876	41.253	175.0	20:07.507									
11	2	1:51.900	32.009	38.662	41.229	155.4	21:59.407									
12	2	1:49.619	31.485	38.571	39.563	172.2	23:49.026									
13	2	3:25.291 B	29.996	39.421	2:15.874	177.0	27:14.317									
14	1	1:59.189	39.372	39.534	40.283	121.5	29:13.506									
15	1	1:48.561	30.185	38.706	39.670	161.9	31:02.067									
<b>21</b>		Austin Mini Cooper S 1275 1965														
		1. Simon NOBILI														
		GT1														
1	1	3:29.064	2:05.629	41.138	42.297	93.9	3:29.064									
2	1	1:56.244	32.804	41.589	41.851	143.6	5:25.308									
3	1	1:48.016	30.873	37.774	39.369	169.0	7:13.324									
4	1	1:47.900	30.019	38.041	39.840	165.9	9:01.224									
5	1	1:46.661	30.145	37.468	39.048	172.2	10:47.885									
6	1	1:48.525	29.799	38.129	40.597	173.9	12:36.410									
<b>23</b>		Austin-Healey 100-4 1956														
		1. Antoine CAZALIERES														
		GT3														
1	1	4:09.821	2:39.743	42.479	47.599	112.6	4:09.821									
2	1	1:54.409	32.068	39.973	42.368	141.9	6:04.230									
3	1	1:50.941	30.878	39.690	40.373	155.4	7:55.171									
4	1	1:50.061	30.385	39.123	40.553	156.7	9:45.232									
5	1	1:48.671	30.014	38.566	40.091	165.9	11:33.903									





# FIFTIES LEGENDS GRAND PRIX DE L'AGE D'OR PRIVATE PRACTICE

## Sector Analysis

■ Personal Best   
 ■ Session Best   
 ■ Crossing the finish line in pit lane

Lap	D	Time	Sector 1	Sector 2	Sector 3	T. Spd	Elapsed	Lap	D	Time	Sector 1	Sector 2	Sector 3	T. Spd	Elapsed
6	1	1:48.089	29.771	38.466	39.852	164.4	13:21.992	3	1	1:46.802	29.745	38.570	38.487	161.9	7:36.101
7	1	1:48.696	30.124	38.827	39.745	167.7	15:10.688	4	1	1:44.749	29.077	37.989	37.683	174.5	9:20.850
8	1	1:50.154	30.023	39.004	41.127	168.2	17:00.842	5	1	1:45.808	30.083	37.844	37.881	157.9	11:06.658
9	1	1:52.323	31.459	39.112	41.752	153.6	18:53.165	6	1	1:46.768	30.441	38.213	38.114	162.7	12:53.426
10	1	1:49.742	30.149	39.567	40.026	155.8	20:42.907	7	1	1:45.615	29.216	38.556	37.843	171.7	14:39.041
11	1	1:48.897	29.844	38.761	40.292	168.5	22:31.804	8	1	3:59.173 B	29.971	38.993	2:50.209	170.6	18:38.214

**30** MG A 1500 1959  
1. Olivier MAZOYER GT2

1	1	3:31.595	2:07.156	41.728	42.711	99.0	3:31.595
2	1	1:57.609	32.244	41.843	43.522	148.6	5:29.204
3	1	1:55.788	31.704	40.535	43.549	153.2	7:24.992
4	1	1:55.374	31.896	39.862	43.616	159.3	9:20.366
5	1	3:49.738 B	32.328	39.910	2:37.500	144.8	13:10.104
6	1	2:05.656	41.031	41.325	43.300	101.5	15:15.760
7	1	2:05.353	33.249	40.097	52.007	148.4	17:21.113
8	1	1:57.445	34.337	40.281	42.827	138.3	19:18.558
9	1	1:57.942	32.132	40.075	45.735	160.7	21:16.500
10	1	1:55.865	31.816	39.843	44.206	155.4	23:12.365
11	1	1:54.952	31.613	39.737	43.602	161.2	25:07.317
12	1	1:54.554	31.530	39.661	43.363	163.1	27:01.871
13	1	1:58.232	32.383	41.785	44.064	165.9	29:00.103
14	1	1:55.270	31.935	39.717	43.618	158.8	30:55.373

**34** MG B 1963  
1. Romain GUERARDELLE GT2

1	1	3:04.764	1:42.087	42.277	40.400	102.8	3:04.764
2	1	1:54.626	31.394	42.067	41.165	148.1	4:59.390
3	1	1:48.559	30.035	39.280	39.244	175.3	6:47.949
4	1	1:49.975	29.214	41.053	39.708	181.2	8:37.924
5	1	1:48.818	29.953	38.548	40.317	179.1	10:26.742
6	1	1:47.879	29.696	38.580	39.603	179.1	12:14.621
7	1	1:46.463	29.122	38.268	39.073	180.3	14:01.084
8	1	3:33.322 B	28.700	38.653	2:25.969	182.4	17:34.406
9	1	1:53.764	35.672	38.836	39.256	118.7	19:28.170
10	1	1:47.081	29.179	38.563	39.339	180.0	21:15.251
11	1	1:47.900	29.517	39.301	39.082	174.8	23:03.151
12	1	1:47.982	29.313	39.394	39.275	177.3	24:51.133
13	1	1:46.605	29.286	38.503	38.816	181.2	26:37.738
14	1	1:46.397	29.180	38.295	38.922	181.5	28:24.135
15	1	1:45.980	28.874	38.325	38.781	182.7	30:10.115

**38** Porsche 356 (C) 2000 GS Carrera 2 coupé 1964  
1. Gabriel BALTHAZARD GT2

1	1	4:20.724	2:53.647	43.933	43.144	102.9	4:20.724
2	1	1:56.299	32.155	42.595	41.549	159.3	6:17.023
3	1	1:52.008	31.187	39.706	41.115	179.1	8:09.031
4	1	1:52.038	30.351	39.569	42.118	176.5	10:01.069
5	1	6:10.056 B	33.648	44.806	4:51.602	150.2	16:11.125
6	1	2:04.032	41.452	40.357	42.223	106.8	18:15.157
7	1	1:51.185	31.272	38.859	41.054	165.6	20:06.342
8	1	2:01.501	35.125	44.146	42.230	159.8	22:07.843

**39** Elva Mk V 1959  
1. Louis ZURSTRASSEN SP2

1	1	4:00.642	2:36.666	41.839	42.137	98.2	4:00.642
2	1	1:48.657	32.060	38.268	38.329	150.4	5:49.299

3	1	1:46.802	29.745	38.570	38.487	161.9	7:36.101
4	1	1:44.749	29.077	37.989	37.683	174.5	9:20.850
5	1	1:45.808	30.083	37.844	37.881	157.9	11:06.658
6	1	1:46.768	30.441	38.213	38.114	162.7	12:53.426
7	1	1:45.615	29.216	38.556	37.843	171.7	14:39.041
8	1	3:59.173 B	29.971	38.993	2:50.209	170.6	18:38.214
9	1	1:52.169	35.889	38.181	38.099	131.9	20:30.383
10	1	1:46.778	29.456	38.682	38.640	182.7	22:17.161
11	1	1:44.717	29.649	37.320	37.748	168.2	24:01.878
12	1	1:44.855	29.775	37.247	37.833	180.6	25:46.733

**55** Shelby Cobra 260 1963  
1. Christophe VAN RIET GT5

1	1	2:36.963	1:22.327	38.098	36.538	99.4	2:36.963
2	1	1:40.538	28.285	36.127	36.126	181.5	4:17.501
3	1	1:41.178	28.664	36.246	36.268	196.0	5:58.679
4	1	1:38.845	27.790	35.786	35.269	201.1	7:37.524
5	1	1:40.309	28.129	36.467	35.713	191.2	9:17.833
6	1	5:43.621 B	29.351	36.796	4:37.474	186.9	15:01.454
7	1	1:49.747	36.616	35.708	37.423	128.4	16:51.201
8	1	1:38.512	27.549	35.548	35.415	197.1	18:29.713
9	1	1:38.176	27.525	35.583	35.068	195.7	20:07.889

**70** Sunbeam Alpine Series II 1961  
1. Sébastien RUFFINO GT2  
2. Eric PINSON

1	2	4:08.605	2:20.840	54.406	53.359	84.2	4:08.605
2	2	2:22.677	40.303	50.025	52.349	124.9	6:31.282
3	2	2:18.343	38.443	49.245	50.655	129.2	8:49.625
4	2	4:33.082 B	38.925	48.564	3:05.593	129.8	13:22.707
5	1	2:23.999	44.077	48.424	51.498	93.2	15:46.706
6	1	2:14.490	35.812	47.957	50.721	132.5	18:01.196
7	1	2:10.457	35.365	46.268	48.824	132.7	20:11.653
8	1	2:10.708	36.017	47.008	47.683	135.7	22:22.361
9	1	2:07.467	34.430	45.672	47.365	137.2	24:29.828
10	1	2:07.015	34.191	45.782	47.042	137.4	26:36.843
11	1	2:09.072	34.354	46.404	48.314	136.7	28:45.915
12	1	2:07.994	34.058	45.799	48.137	137.8	30:53.909

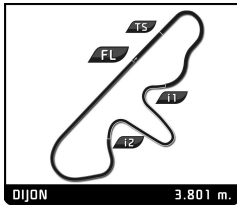
**71** Porsche 356 (pré A) 1500S Coupé 1954  
1. Gilles COURAUDON GT2  
2. Maxime GRANSART

1	2	4:11.110	2:27.628	50.686	52.796	92.5	4:11.110
2	2	2:15.347	38.469	49.985	46.893	130.9	6:26.457
3	2	2:07.101	37.174	45.319	44.608	157.7	8:33.558
4	2	2:04.500	34.842	44.336	45.322	172.5	10:38.058
5	2	2:06.202	34.914	47.046	44.242	157.2	12:44.260
6	2	2:05.163	34.074	45.750	45.339	176.2	14:49.423
7	2	4:59.548 B	36.079	45.718	3:37.751	167.7	19:48.971
8	2	2:11.902	40.769	45.641	45.492	109.2	22:00.873
9	2	2:02.592	34.944	43.129	44.519	159.3	24:03.465
10	2	2:00.522	34.177	42.316	44.029	161.2	26:03.987
11	2	2:00.569	34.973	42.690	42.906	165.1	28:04.556
12	2	2:02.135	33.881	43.341	44.913	158.8	30:06.691

**72** Austin-Healey 3000 Mk I 1962  
1. François FILLON GT3  
2. André RAULIN

1	1	3:01.225	1:40.329	41.116	39.780	93.3	3:01.225
2	1	1:47.389	31.341	38.347	37.701	149.6	4:48.614





# FIFTIES LEGENDS GRAND PRIX DE L'AGE D'OR PRIVATE PRACTICE

## Sector Analysis

■ Personal Best   
 ■ Session Best   
 ■ Crossing the finish line in pit lane

Lap	D	Time	Sector 1	Sector 2	Sector 3	T. Spd	Elapsed
3	1	1:48.454	31.205	38.933	38.316	153.2	6:37.068
4	1	1:45.531	30.296	37.807	37.428	173.9	8:22.599
5	1	1:46.855	30.550	38.552	37.753	148.1	10:09.454
6	1	1:46.442	30.114	38.859	37.469	170.3	11:55.896
7	1	<b>1:44.197</b>	<b>29.403</b>	<b>37.791</b>	<b>37.003</b>	178.2	13:40.093
8	1	1:45.411	29.662	38.479	37.270	196.4	15:25.504
9	1	4:00.351 <b>B</b>	29.735	38.535	2:52.081	186.5	19:25.855
10	2	1:54.844	38.629	38.605	37.610	117.9	21:20.699
11	2	1:47.275	29.955	38.452	38.868	185.2	23:07.974
12	2	1:46.660	30.131	38.192	38.337	181.5	24:54.634
13	2	1:46.720	30.129	38.856	37.735	171.7	26:41.354
14	2	1:48.239	30.414	39.738	38.087	180.6	28:29.593
15	2	1:48.136	30.806	38.888	38.442	181.2	30:17.729

**90** Jaguar XK 150 S 1958  
1. Marc GORDON GT4

1	1	2:49.875	1:29.414	41.176	39.285	99.6	2:49.875
2	1	1:50.662	32.320	39.202	39.140	155.2	4:40.537
3	1	1:46.715	30.496	38.490	37.729	175.6	6:27.252
4	1	1:46.323	29.951	38.161	38.211	170.3	8:13.575
5	1	<b>1:45.567</b>	29.745	<b>37.962</b>	37.860	175.3	9:59.142
6	1	3:35.768 <b>B</b>	<b>29.646</b>	40.986	2:25.136	174.2	13:34.910
7	1	1:54.307	37.674	38.868	37.765	113.9	15:29.217
8	1	1:48.986	30.958	39.566	38.462	178.2	17:18.203
9	1	1:46.814	30.905	38.275	37.634	172.8	19:05.017
10	1	1:45.993	30.128	38.442	<b>37.423</b>	175.0	20:51.010
11	1	1:46.158	30.355	38.267	37.536	171.7	22:37.168
12	1	1:50.349	30.638	38.481	41.230	176.5	24:27.517
13	1	3:36.331 <b>B</b>	32.183	40.413	2:23.735	151.3	28:03.848
14	1	1:58.157	36.636	41.957	39.564	121.8	30:02.005

**93** Porsche 356 (C) SC coupé 1965  
1. Vincent MARTIN GT2

1	1	3:57.540	2:21.429	47.544	48.567	97.1	3:57.540
2	1	2:12.071	37.265	45.829	48.977	147.7	6:09.611
3	1	2:11.666	38.701	45.153	47.812	141.2	8:21.277
4	1	2:09.304	37.157	44.987	47.160	138.3	10:30.581
5	1	2:10.224	36.313	45.788	48.123	146.3	12:40.805
6	1	2:09.263	36.460	46.461	<b>46.342</b>	146.5	14:50.068
7	1	2:09.802	36.400	45.510	47.892	147.5	16:59.870
8	1	<b>2:07.821</b>	35.960	<b>44.934</b>	46.927	140.8	19:07.691
9	1	2:08.425	<b>35.728</b>	45.251	47.446	150.0	21:16.116
10	1	2:09.621	36.897	45.476	47.248	149.4	23:25.737
11	1	2:09.527	36.037	46.101	47.389	152.5	25:35.264
12	1	2:11.649	36.275	46.898	48.476	150.2	27:46.913
13	1	2:12.574	37.264	46.923	48.387	140.8	29:59.487
14	1	2:11.579	37.048	46.697	47.834	147.1	32:11.066

**100** Austin-Healey 3000 Mk II 1962  
1. Sébastien BERCHON GT4

1	1	3:21.110	2:01.995	40.211	38.904	104.0	3:21.110
2	1	1:47.994	30.355	38.227	39.412	163.6	5:09.104
3	1	<b>1:45.254</b>	30.002	<b>37.542</b>	37.710	161.4	6:54.358
4	1	1:47.473	29.984	38.178	39.311	156.3	8:41.831
5	1	4:14.790 <b>B</b>	<b>29.547</b>	38.090	3:07.153	180.6	12:56.621
6	1	1:53.980	38.025	38.375	<b>37.580</b>	116.4	14:50.601
7	1	1:46.392	30.384	38.139	37.869	159.8	16:36.993

8	1	1:45.271	29.664	37.827	37.780	183.1	18:22.264
9	1	1:45.532	29.741	38.198	37.593	174.8	20:07.796
10	1	3:45.667 <b>B</b>	29.975	37.594	2:38.098	165.1	23:53.463
11	1	2:05.361	39.685	44.205	41.471	123.6	25:58.824

**104** Austin-Healey 100-4 1956  
1. François de CHANTERAC GT3

1	1	3:28.756	2:00.728	44.870	43.158	97.3	3:28.756
2	1	1:57.392	32.792	42.711	41.889	159.1	5:26.148
3	1	1:54.775	34.084	39.419	41.272	151.5	7:20.923
4	1	1:54.175	33.629	39.274	41.272	154.1	9:15.098
5	1	1:51.752	31.698	<b>39.044</b>	41.010	164.4	11:06.850
6	1	<b>1:51.201</b>	<b>31.236</b>	39.089	<b>40.876</b>	159.3	12:58.051
7	1	1:54.014	32.077	40.291	41.646	156.1	14:52.065
8	1	1:57.452	32.259	43.049	42.144	168.7	16:49.517

**111** Morris Mini Cooper S 1275 1965  
1. Dominique JOUVIN GT1

1	1	3:21.174	1:49.052	44.180	47.942	104.5	3:21.174
2	1	2:02.908	35.705	42.974	44.229	133.8	5:24.082
3	1	1:55.221	34.124	39.870	41.227	153.6	7:19.303
4	1	1:52.220	31.816	39.598	<b>40.806</b>	148.1	9:11.523
5	1	1:53.227	<b>31.255</b>	39.267	42.705	169.0	11:04.750
6	1	12:54.531 <b>B</b>	36.614	44.970	...	135.3	23:59.281
7	1	2:04.787	40.640	40.800	43.347	109.3	26:04.068
8	1	1:56.779	35.308	39.788	41.683	156.3	28:00.847
9	1	1:53.109	31.735	39.105	42.269	166.9	29:53.956
10	1	<b>1:51.209</b>	31.269	<b>39.066</b>	40.874	170.9	31:45.165

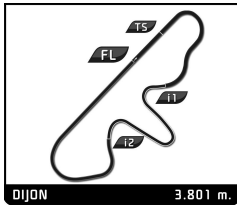
**120** Ford Cortina Lotus 1964  
1. Christian ODIN  
2. Claude RUCHETON GT2

1	1	3:05.582	1:39.187	41.781	44.614	85.5	3:05.582
2	1	1:55.124	32.389	40.977	41.758	138.8	5:00.706
3	1	1:51.278	30.522	40.178	40.578	162.4	6:51.984
4	1	1:52.465	30.972	39.676	41.817	153.4	8:44.449
5	1	1:52.091	31.133	39.785	41.173	154.7	10:36.540
6	1	3:32.730 <b>B</b>	31.072	41.235	2:20.423	161.4	14:09.270
7	2	2:06.303	41.690	43.196	41.417	98.5	16:15.573
8	2	1:53.893	32.895	40.666	40.332	139.0	18:09.466
9	2	1:49.056	30.185	39.459	39.412	162.4	19:58.522
10	2	1:50.038	30.819	39.621	39.598	164.6	21:48.560
11	2	1:49.656	30.037	39.926	39.693	168.5	23:38.216
12	2	1:49.238	29.758	39.743	39.737	177.9	25:27.454
13	2	1:47.527	<b>29.582</b>	<b>38.467</b>	<b>39.478</b>	177.6	27:14.981
14	2	<b>1:47.413</b>	30.807	<b>37.927</b>	<b>38.679</b>	154.3	29:02.394
15	2	1:52.121	30.544	40.429	41.148	162.9	30:54.515

**149** Lotus Elite 1961  
1. Robert INGRAM  
2. Iain ROWLEY GT1

1	1	2:59.426	1:31.814	43.424	44.188	96.6	2:59.426
2	1	1:56.986	34.729	40.793	41.464	133.8	4:56.412
3	1	1:54.525	32.738	41.166	40.621	147.3	6:50.937
4	1	1:53.336	30.804	39.905	42.627	163.6	8:44.273
5	1	5:08.700 <b>B</b>	31.953	39.895	3:56.852	160.5	13:52.973
6	1	2:00.284	39.651	40.094	40.539	102.7	15:53.257
7	1	1:50.297	30.558	39.570	40.169	174.5	17:43.554
8	1	1:49.054	30.235	39.102	39.717	178.2	19:32.608





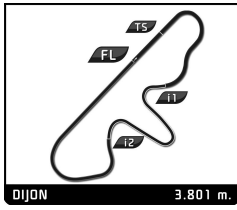
FIFTIES LEGENDS  
GRAND PRIX DE L'AGE D'OR  
PRIVATE PRACTICE

Sector Analysis

Personal Best Session Best B Crossing the finish line in pit lane

Lap	D	Time	Sector 1	Sector 2	Sector 3	T. Spd	Elapsed	Lap	D	Time	Sector 1	Sector 2	Sector 3	T. Spd	Elapsed
<b>300</b> Shelby Cobra 260 1962															
1. John SPIERS GT5															
2. Nigel GREENSALL															
1	1	2:43.036	1:25.030	38.941	39.065	117.9	2:43.036	2	1	1:45.694	30.453	37.866	37.375	157.0	4:28.730
3	1	1:48.015	29.743	40.362	37.910	170.1	6:16.745	4	1	1:44.742	29.816	37.956	36.970	193.2	8:01.487
5	1	1:41.963	28.715	37.151	36.097	196.7	9:43.450	6	1	4:04.766 B	28.477	37.827	2:58.462	188.8	13:48.216
7	2	1:48.906	34.977	36.730	37.199	133.0	15:37.122	8	2	1:39.046	28.040	35.759	35.247	182.1	17:16.168
9	2	5:19.382 B	28.332	37.449	4:13.601	176.5	22:35.550	10	2	1:50.171	36.036	37.783	36.352	136.2	24:25.721
11	2	1:41.883	29.138	37.087	35.658	191.2	26:07.604	12	2	1:44.199	30.790	37.893	35.516	191.8	27:51.803
13	2	1:42.176	29.701	37.200	35.275	199.6	29:33.979								
<b>161</b> Austin-Healey 3000 Mk II 1962															
1. Serge LIBENS GT4															
1	1	4:22.513	2:58.385	41.422	42.706	91.0	4:22.513								
2	1	1:48.324	31.211	40.370	36.743	146.9	6:10.837								
3	1	1:48.422	30.824	39.508	38.090	145.9	7:59.259								
4	1	1:43.980	29.355	37.310	37.315	164.6	9:43.239								
5	1	1:44.609	29.904	37.489	37.216	166.4	11:27.848								
6	1	1:43.891	29.802	36.872	37.217	156.5	13:11.739								
7	1	1:45.989	29.245	38.876	37.868	166.2	14:57.728								
8	1	1:43.794	29.170	37.855	36.769	183.1	16:41.522								
9	1	1:42.329	28.835	36.895	36.599	177.9	18:23.851								
10	1	1:42.428	29.001	36.987	36.440	173.1	20:06.279								
<b>181</b> Alfa Romeo Giulia Sprint GTV 1968															
1. Elzéar ROUCHAUD GT2															
2. Bertrand ROUCHAUD															
1	1	4:09.957	2:34.531	46.155	49.271	100.7	4:09.957								
2	1	1:58.765	34.799	40.268	43.698	137.2	6:08.722								
3	1	1:54.878	31.897	39.958	43.023	164.4	8:03.600								
4	1	3:38.543 B	31.111	39.895	2:27.537	169.3	11:42.143								
5	1	1:59.561	37.569	40.584	41.408	112.0	13:41.704								
6	1	1:55.613	31.402	42.197	42.014	170.3	15:37.317								
7	1	1:50.712	30.327	39.479	40.906	170.9	17:28.029								
8	1	1:50.324	30.447	39.269	40.608	169.0	19:18.353								
9	1	1:54.258	31.019	40.459	42.780	169.5	21:12.611								
10	1	1:49.383	30.302	39.106	39.975	169.8	23:01.994								
11	1	1:51.578	30.083	40.609	40.886	170.9	24:53.572								
12	1	1:51.869	30.096	41.398	40.375	173.1	26:45.441								
13	1	1:52.773	31.361	41.165	40.247	172.8	28:38.214								
14	1	2:28.090	29.566	1:18.525	39.999	177.3	31:06.304								
<b>244</b> Austin-Healey 3000 Mk II 1962															
1. MOZ GT4															
1	1	3:47.414	2:22.085	43.379	41.950	98.4	3:47.414								
2	1	1:49.008	32.290	38.502	38.216	148.8	5:36.422								
3	1	1:46.010	30.119	37.824	38.067	187.5	7:22.432								
4	1	1:48.202	31.298	38.594	38.310	191.8	9:10.634								
5	1	1:46.055	30.080	37.504	38.471	182.1	10:56.689								
6	1	1:45.550	30.147	37.445	37.958	191.8	12:42.239								
7	1	1:47.496	30.943	37.751	38.802	188.5	14:29.735								
8	1	1:44.881	29.601	37.532	37.748	192.9	16:14.616								
9	1	1:44.347	29.282	37.212	37.853	196.4	17:58.963								
10	1	1:44.603	29.455	37.341	37.807	193.2	19:43.566								
11	1	1:44.841	29.602	37.348	37.891	194.2	21:28.407								
12	1	1:44.624	29.389	37.608	37.627	184.6	23:13.031								
13	1	1:49.489	32.154	39.192	38.143	156.3	25:02.520								
14	1	1:45.312	29.543	37.587	38.182	194.6	26:47.832								
15	1	1:45.913	29.421	38.088	38.404	199.3	28:33.745								
16	1	1:44.275	29.230	37.432	37.613	198.5	30:18.020								
<b>371</b> MG B 1965															
1. Michael BOYLE GT2															
1	1	3:19.427	1:51.929	42.247	45.251	103.8	3:19.427								
2	1	1:53.157	31.553	40.981	40.623	166.4	5:12.584								
3	1	1:52.701	32.666	40.047	39.988	168.5	7:05.285								
4	1	1:49.481	29.514	39.947	40.020	171.2	8:54.766								
5	1	1:52.206	33.362	39.303	39.541	165.6	10:46.972								
6	1	1:52.134	30.090	41.266	40.778	178.2	12:39.106								
7	1	1:52.889	33.487	39.959	39.443	146.5	14:31.995								
8	1	1:47.739	29.923	38.753	39.063	181.8	16:19.734								
9	1	2:44.784 B	29.773	40.608	1:34.403	180.3	19:04.518								
10	1	1:58.420	39.408	39.779	39.233	120.0	21:02.938								
11	1	1:47.219	29.553	38.611	39.055	180.6	22:50.157								
12	1	1:45.988	29.185	38.101	38.702	184.9	24:36.145								
13	1	1:46.630	29.531	38.290	38.809	178.2	26:22.775								
14	1	1:46.563	29.639	38.014	38.910	181.5	28:09.338								
15	1	1:52.004	31.686	40.856	39.462	178.8	30:01.342								
<b>390</b> Lotus XI 1100 1958															
1. Amaury GARIEL SP1															
2. Vincent AUBRY															
1	2	3:54.272	2:28.231	43.863	42.178	97.9	3:54.272								
2	2	1:52.028	31.267	40.085	40.676	159.3	5:46.300								
3	2	1:53.030	31.539	40.368	41.123	164.1	7:39.330								
4	2	1:51.470	30.550	38.704	42.216	164.6	9:30.800								
5	2	4:27.339 B	33.259	39.800	3:14.280	138.5	13:58.139								
6	1	1:58.662	38.868	39.383	40.411	109.5	15:56.801								
7	1	1:50.154	30.998	38.806	40.350	168.7	17:46.955								
8	1	1:50.892	30.976	39.108	40.808	167.2	19:37.847								
9	1	1:50.143	30.984	38.618	40.541	168.5	21:27.990								
10	1	1:51.998	30.956	39.774	41.268	168.0	23:19.988								
11	1	1:54.639	31.354	38.823	44.462	168.0	25:14.627								
<b>600</b> Lotus XI 1957															
1. Guy PEETERS SP2															
2. Fred DE BRAEY															
1	2	4:05.893	2:38.525	42.804	44.564	112.6	4:05.893								
2	2	1:48.580	30.674	39.418	38.488	173.9	5:54.473								
3	2	1:50.068	30.336	40.922	38.810	174.5	7:44.541								
4	2	3:25.111 B	29.988	41.117	2:14.006	182.4	11:09.652								
5	2	1:58.658	37.339	40.739	40.580	121.6	13:08.310								
6	2	1:49.853	29.809	41.181	38.863	186.5	14:58.163								





# FIFTIES LEGENDS

## GRAND PRIX DE L'AGE D'OR

### PRIVATE PRACTICE

### Sector Analysis

■ Personal Best  
 ■ Session Best  
 **B** Crossing the finish line in pit lane

Lap	D	Time	Sector 1	Sector 2	Sector 3	T. Spd	Elapsed	Lap	D	Time	Sector 1	Sector 2	Sector 3	T. Spd	Elapsed
7	2	3:35.271 <b>B</b>	30.006	41.972	2:23.293	183.1	18:33.434								
8	1	1:51.784	36.461	38.042	37.281	125.9	20:25.218								
9	1	1:43.919	28.651	38.860	36.408	173.4	22:09.137								
10	1	1:41.727	28.837	36.827	36.063	176.8	23:50.864								
11	1	4:16.587 <b>B</b>	28.682	36.924	3:10.981	178.2	28:07.451								
12	1	1:48.710	33.705	38.101	36.904	132.8	29:56.161								
13	1	1:42.751	29.013	37.289	36.449	181.2	31:38.912								