

# CLASSIC ENDURANCE RACING 2

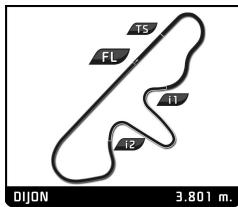
## GRAND PRIX DE L'AGE D'OR

### QUALIFYING

#### Sector Analysis

■ Personal Best 
 ■ Session Best 
 ■ Crossing the finish line in pit lane

Lap	D	Time	Sector 1	Sector 2	Sector 3	T. Spd	Elapsed	Lap	D	Time	Sector 1	Sector 2	Sector 3	T. Spd	Elapsed		
<b>1</b> <b>Chevron B36 1979</b> <span style="float: right;">P-2L</span>																	
1. Philipp BRUEHWILER																	
1	1	2:09.943	1:04.131	34.703	31.109	105.1	2:09.943	13	1	1:39.942	35.570	32.616	31.756	116.5	28:12.564		
2	1	1:26.103	24.095	31.470	30.538	225.5	3:36.046	14	1	1:27.464	23.803	31.202	32.459	238.4	29:40.028		
3	1	1:23.822	23.021	30.812	29.989	242.2	4:59.868	15	1	1:25.354	23.663	30.929	30.762	240.5	31:05.382		
4	1	3:43.904	B	22.828	32.633	2:48.443	242.7	8:43.772	16	1	1:25.653	23.487	31.153	31.013	241.6	32:31.035	
5	1	1:32.691	30.779	32.091	29.821	141.9	10:16.463	17	1	4:58.581	B	23.381	35.981	3:59.219	240.5	37:29.616	
6	1	1:23.459	22.809	30.634	30.016	248.3	11:39.922	18	1	1:47.472	39.874	35.555	32.043	53.4	39:17.088		
7	1	1:26.276	23.700	32.600	29.976	249.4	13:06.198	19	1	1:25.467	23.755	31.266	30.446	242.7	40:42.555		
8	1	1:22.672	22.427	30.539	29.706	247.1	14:28.870	20	1	1:28.153	23.726	31.768	32.659	245.5	42:10.708		
9	1	1:23.702	22.523	30.433	30.746	248.3	15:52.572	21	1	1:29.972	24.657	33.720	31.595	204.9	43:40.680		
10	1	23:26.215	B	25.931	35.290	...	220.4	39:18.787	22	1	1:25.948	24.247	31.071	30.630	235.8	45:06.628	
<b>3</b> <b>Porsche 935 1981</b> <span style="float: right;">GT2</span>																	
1. Emmanuel BRIGAND																	
1	1	2:04.919	56.768	35.484	32.667	111.2	2:04.919	1	1	4:12.246	B	1:36.051	34.776	2:01.419	108.2	4:12.246	
2	1	1:24.910	23.529	31.878	29.503	235.3	3:29.829	2	1	1:52.085	40.654	37.312	34.119	119.7	6:04.331		
3	1	1:24.822	23.120	31.662	30.404	252.9	4:54.651	3	1	1:31.601	25.662	32.603	33.336	184.0	7:35.932		
4	1	1:29.296	24.165	34.337	30.794	221.8	6:23.947	4	1	1:29.425	25.456	31.395	32.574	196.7	9:05.357		
5	1	5:37.614	B	26.380	40.555	4:30.679	221.8	12:01.561	5	1	3:44.025	B	28.733	33.404	2:41.888	188.8	12:49.382
									6	1	1:38.936	33.436	33.572	31.928	135.8	14:28.318	
									7	1	1:27.112	24.966	31.173	30.973	199.6	15:55.430	
									8	1	1:26.908	23.853	32.047	31.008	234.8	17:22.338	
									9	1	1:43.285	25.703	36.870	40.712	206.9	19:05.623	
									10	1	3:24.402	B	24.818	33.779	2:25.805	214.7	22:30.025
									11	1	1:40.148	32.811	33.571	33.766	132.8	24:10.173	
									12	1	1:27.402	23.977	32.098	31.327	220.0	25:37.575	
									13	1	1:26.854	24.402	31.573	30.879	216.0	27:04.429	
<b>5</b> <b>BMW M1 Procar 1981</b> <span style="float: right;">GT2</span>																	
1. Olivier BREITMAYER																	
1	1	2:40.699	1:13.191	43.354	44.154	105.8	2:40.699	1	1	1:49.072	43.653	33.138	32.281	137.4	1:49.072		
2	1	1:40.961	28.541	35.756	36.664	188.2	4:21.660	2	1	1:27.168	25.341	31.094	30.733	193.9	3:16.240		
3	1	1:40.715	29.923	37.254	33.538	177.0	6:02.375	3	1	1:25.707	23.919	30.858	30.930	230.3	4:41.947		
4	1	1:31.128	25.462	32.887	32.779	225.0	7:33.503	4	1	1:24.725	23.785	30.506	30.434	232.8	6:06.672		
5	1	1:30.724	25.894	32.555	32.275	231.8	9:04.227	5	1	1:26.803	23.876	32.004	30.923	237.4	7:33.475		
6	1	1:30.651	25.011	33.004	32.636	236.8	10:34.878	6	1	1:27.251	24.331	31.867	31.053	230.3	9:00.726		
7	1	3:35.750	B	28.308	34.504	2:32.938	194.2	14:10.628	7	1	1:28.008	23.668	32.128	32.212	243.8	10:28.734	
8	1	1:37.964	33.075	32.248	32.641	143.4	15:48.592	8	1	1:26.776	23.740	31.309	31.727	241.1	11:55.510		
9	1	1:29.296	25.823	31.753	31.720	243.2	17:17.888	9	1	1:25.736	24.656	30.770	30.310	224.5	13:21.246		
10	1	1:29.293	25.693	31.825	31.775	232.3	18:47.181	10	1	3:48.369	B	24.919	30.853	2:52.597	251.7	17:09.615	
11	1	1:28.034	24.272	32.319	31.443	244.3	20:15.215	11	1	1:34.257	33.072	30.859	30.326	128.0	18:43.872		
12	1	1:36.885	23.965	36.068	36.852	234.8	21:52.100	12	1	1:24.675	23.357	31.093	30.225	235.8	20:08.547		
13	1	1:30.240	24.274	31.877	34.089	245.5	23:22.340	13	1	1:25.229	23.550	31.709	29.970	243.2	21:33.776		
14	1	1:28.848	25.139	32.160	31.549	221.8	24:51.188	14	1	1:24.312	23.589	30.600	30.123	247.7	22:58.088		
15	1	1:28.512	24.372	32.238	31.902	239.5	26:19.700	15	1	1:25.560	23.525	30.990	31.045	243.8	24:23.648		
16	1	1:27.828	24.365	31.851	31.612	241.1	27:47.528	16	1	1:23.632	23.142	30.657	29.833	244.9	25:47.280		
17	1	1:30.787	24.349	34.180	32.258	242.2	29:18.315	17	1	4:45.445	B	24.414	33.066	3:47.965	227.8	30:32.725	
18	1	1:28.214	24.364	32.091	31.759	242.7	30:46.529	18	1	1:33.631	30.775	32.127	30.729	158.1	32:06.356		
<b>9</b> <b>Chevron B26 1974</b> <span style="float: right;">P-2L</span>																	
1. Simon WATTS																	
1	1	2:44.900					2:44.900	19	1	1:22.929	23.019	30.196	29.714	241.1	33:29.285		
2	1	2:21.745					5:06.645	20	1	1:24.339	23.577	31.003	29.759	234.8	34:53.624		
3	1	4:20.130	B				9:26.775	21	1	1:23.466	23.037	30.759	29.670	243.8	36:17.090		
4	1	1:41.880	38.636	31.912	31.332	63.8	11:08.655	22	1	1:24.423	24.277	30.391	29.755	234.8	37:41.513		
5	1	1:28.899	25.831	31.265	31.803	228.8	12:37.554	23	1	1:22.742	22.946	30.093	29.703	247.7	39:04.255		
6	1	1:26.704	23.701	31.325	31.678	244.3	14:04.258	24	1	1:25.495	23.598	30.853	31.044	236.3	40:29.750		
7	1	1:28.143	24.017	32.688	31.438	245.5	15:32.401	25	1	1:24.777	23.713	30.503	30.561	244.9	41:54.527		
8	1	1:25.989	23.593	31.304	31.092	242.7	16:58.390	26	1	1:23.325	23.327	30.382	29.616	227.4	43:17.852		
9	1	1:24.894	23.703	30.945	30.246	243.2	18:23.284										
10	1	1:25.149	23.435	31.168	30.546	245.5	19:48.433										
11	1	1:25.465	23.531	31.312	30.622	246.0	21:13.898										
12	1	5:18.724	B	26.320	32.201	4:20.203	175.6	26:32.622									



# CLASSIC ENDURANCE RACING 2

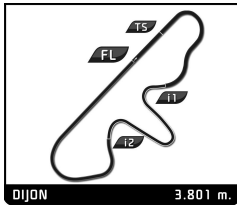
## GRAND PRIX DE L'AGE D'OR

### QUALIFYING

### Sector Analysis

■ Personal Best 
 ■ Session Best 
 ■ Crossing the finish line in pit lane

Lap	D	Time	Sector 1	Sector 2	Sector 3	T. Spd	Elapsed	Lap	D	Time	Sector 1	Sector 2	Sector 3	T. Spd	Elapsed
<b>20</b>	<b>Porsche 935 1976</b> 1. Eric ZUCCATTI 2. Marc de SIEBENTHAL GT2														
1	2	2:07.347	54.640	37.218	35.489	104.1	2:07.347								
2	2	1:34.272	26.687	34.646	32.939	193.9	3:41.619								
3	2	1:29.458	25.059	32.852	31.547	216.0	5:11.077								
4	2	1:28.052	24.748	32.171	31.133	223.1	6:39.129								
5	2	1:27.750	24.470	<b>31.979</b>	31.301	227.4	8:06.879								
6	2	1:29.388	24.437	32.677	32.274	233.3	9:36.267								
7	2	1:28.074	24.305	32.950	30.819	233.8	11:04.341								
8	2	<b>1:26.697</b>	<b>24.180</b>	32.048	<b>30.469</b>	235.3	12:31.038								
9	2	4:36.452 <b>B</b>	25.547	37.997	3:32.908	229.8	17:07.490								
10	1	2:55.985 <b>B</b>	38.288	39.490	1:38.207	123.7	20:03.475								
11	1	1:42.176	34.432	34.081	33.663	131.4	21:45.651								
12	1	1:35.212	27.880	33.902	33.430	185.2	23:20.863								
13	1	1:35.218	27.802	34.135	33.281	194.9	24:56.081								
14	1	1:35.668	27.498	33.797	34.373	181.2	26:31.749								
15	1	1:34.619	26.931	34.248	33.440	200.0	28:06.368								
16	1	1:34.659	26.618	33.977	34.064	205.7	29:41.027								
17	1	1:32.941	26.543	33.766	32.632	195.7	31:13.968								
18	1	1:32.382	25.741	33.810	32.831	216.4	32:46.350								
19	1	1:35.333	26.700	34.656	33.977	203.8	34:21.683								
20	1	1:32.931	26.436	33.723	32.772	207.3	35:54.614								
21	1	1:33.121	26.321	33.858	32.942	209.3	37:27.735								
22	1	1:33.612	26.379	34.590	32.643	198.9	39:01.347								
23	1	1:34.804	26.248	35.889	32.667	212.6	40:36.151								
24	1	1:33.815	26.679	33.882	33.254	212.6	42:09.966								
25	1	1:34.446	27.420	34.238	32.788	200.4	43:44.412								
26	1	1:34.197	26.145	34.752	33.300	212.2	45:18.609								
<b>21</b>	<b>Chevron B26 1974</b> 1. John EMBERSON 2. Nigel GREENSALL P-2L														
1	1	1:48.542	41.810	34.417	32.315	135.7	1:48.542								
2	1	1:28.710	25.325	32.377	31.008	201.1	3:17.252								
3	1	1:27.162	24.616	31.654	30.892	202.6	4:44.414								
4	1	1:28.123	25.771	31.284	31.068	203.4	6:12.537								
5	1	1:26.547	24.663	30.932	30.952	215.6	7:39.084								
6	1	1:26.529	24.971	31.208	30.350	201.1	9:05.613								
7	1	1:29.783	24.850	32.277	32.656	208.9	10:35.396								
8	1	1:27.713	25.030	31.578	31.105	192.2	12:03.109								
9	1	3:55.865 <b>B</b>	24.389	31.945	2:59.531	204.5	15:58.974								
10	1	1:33.542	31.040	31.566	30.936	153.6	17:32.516								
11	1	1:27.669	24.366	31.227	32.076	215.1	19:00.185								
12	1	1:28.431	24.874	32.562	30.995	218.2	20:28.616								
13	1	1:25.573	24.600	30.587	30.386	220.4	21:54.189								
14	1	1:27.153	24.280	31.359	31.514	215.6	23:21.342								
15	1	1:25.571	24.405	30.972	30.194	218.6	24:46.913								
16	1	1:25.693	24.753	31.049	29.891	218.2	26:12.606								
17	1	1:28.972	24.282	31.475	33.215	204.5	27:41.578								
18	1	1:26.664	24.204	31.617	30.843	230.8	29:08.242								
19	1	3:40.234 <b>B</b>	24.511	31.449	2:44.274	213.9	32:48.476								
20	2	1:31.004	30.576	30.414	30.014	155.6	34:19.480								
21	2	1:22.477	22.542	30.132	29.803	234.8	35:41.957								
22	2	1:21.394	22.690	29.721	<b>28.983</b>	242.7	37:03.351								
23	2	1:21.208	22.465	<b>29.432</b>	29.311	243.8	38:24.559								
24	2	<b>1:20.762</b>	22.230	29.438	29.094	240.0	39:45.321								
<b>22</b>	<b>Chevron B31 1975</b> 1. Russell BUSST P-2L														
1	1	2:00.887	50.922	36.616	33.349	104.5	2:00.887								
2	1	1:25.961	24.261	30.633	31.067	233.8	3:26.848								
3	1	5:12.798 <b>B</b>	24.225	57.207	3:51.366	238.9	8:39.646								
4	1	1:41.510	36.915	32.894	31.701	105.3	10:21.156								
5	1	1:32.254	26.252	33.646	32.356	219.1	11:53.410								
6	1	1:26.517	23.741	30.998	31.778	241.1	13:19.927								
7	1	1:25.741	24.053	30.980	30.708	228.8	14:45.668								
8	1	1:27.011	24.028	31.849	31.134	238.9	16:12.679								
9	1	1:24.295	23.499	30.387	30.409	242.7	17:36.974								
10	1	8:11.413 <b>B</b>	24.596	34.773	7:12.044	225.9	25:48.387								
11	1	1:41.820	35.425	33.063	33.332	103.2	27:30.207								
12	1	1:24.539	<b>23.150</b>	31.058	30.331	240.0	28:54.746								
13	1	1:26.175	23.599	31.645	30.931	237.9	30:20.921								
14	1	1:26.159	23.600	31.228	31.331	239.5	31:47.080								
15	1	1:26.100	24.213	31.128	30.759	238.9	33:13.180								
16	1	1:24.363	23.622	<b>30.365</b>	<b>30.376</b>	242.2	34:37.543								
17	1	<b>1:24.000</b>	23.530	30.419	<b>30.051</b>	240.5	36:01.543								
18	1	5:39.491 <b>B</b>	26.323	36.205	4:36.963	197.1	41:41.034								
19	1	1:35.954	33.299	31.434	31.221	123.9	43:16.988								
20	1	1:25.105	23.216	31.038	30.851	236.8	44:42.093								
<b>23</b>	<b>March 75S 1975</b> 1. Greg HART P-2L														
1	1	2:44.987	1:32.757	35.641	36.589	120.4	2:44.987								
2	1	1:43.309	28.990	37.149	37.170	191.5	4:28.296								
3	1	1:27.363	24.013	32.008	31.342	235.8	5:55.659								
4	1	1:30.434	24.937	32.943	32.554	234.8	7:26.093								
5	1	1:27.178	23.712	32.078	31.388	232.3	8:53.271								
6	1	3:31.325 <b>B</b>	25.749	38.003	2:27.573	230.8	12:24.596								
7	1	1:37.324	30.104	33.603	33.617	149.8	14:01.920								
8	1	1:30.700	24.551	33.945	32.204	220.9	15:32.620								
9	1	1:27.287	24.144	31.668	31.475	227.8	16:59.907								
10	1	1:26.309	23.645	31.487	31.177	237.9	18:26.216								
11	1	1:25.754	<b>23.418</b>	31.391	<b>30.945</b>	236.8	19:51.970								
12	1	1:28.968	23.496	33.356	32.116	237.4	21:20.938								
13	1	5:57.560 <b>B</b>	23.552	<b>31.264</b>	5:02.744	236.3	27:18.498								
14	1	1:35.872	30.669	33.311	31.892	144.4	28:54.370								
15	1	1:29.183	23.509	34.245	31.429	233.8	30:23.553								
16	1	1:26.841	23.906	31.706	31.229	234.3	31:50.394								
17	1	1:31.275	26.158	33.694	31.423	237.9	33:21.669								
18	1	4:17.631 <b>B</b>	23.851	31.703	3:22.077	235.8	37:39.300								
19	1	1:39.689	32.464	34.154	33.071	136.4	39:18.989								
20	1	2:04.244 <b>B</b>	23.478	31.629	1:09.137	236.8	41:23.233								
<b>26</b>	<b>Chevron B36 1976</b> 1. Claude LE JEAN 2. Lucien ROSSIAUD P-2L														
1	2	2:15.629	1:05.633	36.181	33.815	93.3	2:15.629								
2	2	1:35.318	26.365	34.219	34.734	214.3	3:50.947								
3	2	1:34.582	25.769	35.385	33.428	224.5	5:25.529								
4	2	3:19.745 <b>B</b>	25.748	33.973	2:20.024	225.0	8:45.274								



# CLASSIC ENDURANCE RACING 2

## GRAND PRIX DE L'AGE D'OR

### QUALIFYING

#### Sector Analysis

Personal Best Session Best B Crossing the finish line in pit lane

Lap	D	Time	Sector 1	Sector 2	Sector 3	T. Spd	Elapsed	Lap	D	Time	Sector 1	Sector 2	Sector 3	T. Spd	Elapsed		
9	2	3:43.380	B	25.725	33.423	2:44.232	214.7	18:49.099	2	1	1:21.756	23.013	30.080	28.663	255.9	3:44.988	
10	1	1:47.005		38.988	35.057	32.960	127.2	20:36.104	3	1	1:24.373	23.697	31.343	29.333	267.3	5:09.361	
11	1	1:32.323		25.900	33.783	32.640	225.0	22:08.427	4	1	1:20.140	22.509	29.330	28.301	258.4	6:29.501	
12	1	1:33.222		26.288	33.389	33.545	225.9	23:41.649	5	1	8:06.765	B	22.785	30.630	7:13.350	248.3	14:36.266
13	1	1:32.133		26.262	33.014	32.857	208.5	25:13.782	6	1	1:28.714	29.629	30.354	28.731	164.1	16:04.980	

27		Porsche 930 Turbo Groupe IV 1978						GT2		
1. Fabio SPIRGI										
1	1	2:44.826	1:33.564	36.415	34.847	117.1	2:44.826			
2	1	1:35.143	26.689	34.478	33.976	201.1	4:19.969			
3	1	1:33.636	26.331	33.865	33.440	215.1	5:53.605			
4	1	1:35.916	26.570	35.514	33.832	206.9	7:29.521			
5	1	1:34.648	26.189	34.684	33.775	198.9	9:04.169			
6	1	3:11.494	B	26.709	35.644	2:09.141	206.1	12:15.663		
7	1	1:42.993	34.299	34.548	34.146	129.7	13:58.656			
8	1	1:37.614	26.541	36.829	34.244	204.5	15:36.270			
9	1	3:52.501	B	26.862	34.664	2:50.975	203.4	19:28.771		
10	1	1:44.643	35.157	34.911	34.575	127.1	21:13.414			
11	1	1:35.915	27.077	34.697	34.141	194.6	22:49.329			
12	1	1:36.630	26.555	35.712	34.363	204.9	24:25.959			
13	1	1:35.946	26.754	35.003	34.189	203.4	26:01.905			

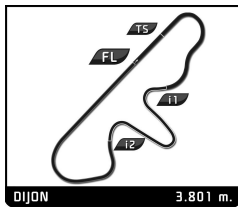
28		Osella PA5 1977						P+2L		
1. Gianluigi CANDIANI										
2. Frédéric ROUVIER										
1	1	2:10.541	59.777	36.645	34.119	120.5	2:10.541			
2	1	1:33.172	26.805	34.230	32.137	213.4	3:43.713			
3	1	1:29.876	24.596	32.884	32.396	225.0	5:13.589			
4	1	1:27.896	24.331	32.192	31.373	220.4	6:41.485			
5	1	1:27.257	24.203	31.664	31.390	221.3	8:08.742			
6	1	1:28.874	24.248	31.751	32.875	219.5	9:37.616			
7	1	1:28.151	24.235	32.442	31.474	214.7	11:05.767			
8	1	1:27.832	24.117	32.059	31.656	223.6	12:33.599			
9	1	1:27.489	24.122	31.834	31.533	221.8	14:01.088			
10	1	4:58.512	B	24.951	37.968	3:55.593	217.3	18:59.600		
11	2	1:37.660	32.272	32.608	32.780	136.2	20:37.260			
12	2	1:27.284	24.798	31.094	31.392	202.2	22:04.544			
13	2	1:25.583	23.920	30.567	31.096	223.1	23:30.127			
14	2	1:26.529	23.668	31.102	31.759	224.5	24:56.656			
15	2	1:25.215	23.592	30.805	30.818	225.0	26:21.871			
16	2	5:17.942	B	23.814	31.138	4:22.990	223.6	31:39.813		
17	2	1:34.532	32.494	31.417	30.621	147.7	33:14.345			

32		Lola T296 1976						P+2L		
1. Bert SMEETS										
1	1	2:23.775	1:11.330	36.101	36.344	104.8	2:23.775			
2	1	1:30.398	25.922	32.767	31.709	216.9	3:54.173			
3	1	1:31.760	25.106	33.595	33.059	236.8	5:25.933			
4	1	3:36.510	B	25.863	34.003	2:36.644	207.7	9:02.443		
5	1	1:41.277	32.292	35.432	33.553	146.3	10:43.720			
6	1	1:29.636	25.366	32.481	31.789	237.4	12:13.356			
7	1	1:28.675	25.545	31.872	31.258	234.8	13:42.031			
8	1	1:27.845	24.793	31.973	31.079	241.1	15:09.876			
9	1	1:31.509	25.072	33.895	32.542	235.8	16:41.385			

50		Lola T286 1976						P+2L	
1. Maxime GUENAT									
1	1	2:23.232	1:18.980	33.506	30.746	154.9	2:23.232		

52		TOJ SC304 1976						P+2L		
1. Yves SCEMAMA										
1	1	2:22.795	1:18.021	33.951	30.823	148.6	2:22.795			
2	1	1:24.014	23.118	31.397	29.499	237.4	3:46.809			
3	1	1:24.692	22.813	31.897	29.982	237.4	5:11.501			
4	1	1:20.689	22.613	29.825	28.251	234.8	6:32.190			
5	1	8:12.782	B	23.145	30.895	7:18.742	228.8	14:44.972		
6	1	1:32.630	30.934	31.991	29.705	170.1	16:17.602			
7	1	1:22.052	23.082	30.389	28.581	227.8	17:39.654			
8	1	1:21.396	22.574	30.089	28.733	244.9	19:01.050			
9	1	1:26.350	24.412	32.580	29.358	218.2	20:27.400			
10	1	1:21.783	22.698	30.095	28.990	238.9	21:49.183			
11	1	1:23.074	23.489	31.076	28.509	243.2	23:12.257			
12	1	1:21.235	22.816	30.152	28.267	233.3	24:33.492			
13	1	1:20.997	22.577	30.055	28.365	241.1	25:54.489			
14	1	1:25.115	23.791	31.869	29.455	230.8	27:19.604			
15	1	1:21.386	22.603	30.126	28.657	234.3	28:40.990			
16	1	1:20.693	22.402	30.026	28.265	234.8	30:01.683			
17	1	1:22.147	22.865	30.039	29.243	223.6	31:23.830			
18	1	1:21.671	22.403	30.403	28.865	242.2	32:45.501			
19	1	1:20.512	22.229	30.021	28.262	247.7	34:06.013			
20	1	1:21.732	22.904	30.615	28.213	237.9	35:27.745			
21	1	1:20.415	22.115	29.959	28.341	246.6	36:48.160			
22	1	1:24.051	25.702	30.072	28.277	217.3	38:12.211			
23	1	1:21.583	22.433	30.695	28.455	241.1	39:33.794			
24	1	1:21.001	22.598	29.969	28.434	251.2	40:54.795			
25	1	1:20.491	22.224	29.810	28.457	241.6	42:15.286			

54		Porsche 935 1979						GT2		
1. Dennis BUSCH										
2. Marc BUSCH										
1	1	2:51.520	1:39.627	36.004	35.889	130.6	2:51.520			
2	1	1:33.251	27.642	32.757	32.852	188.8	4:24.771			
3	1	1:33.320	26.605	34.621	32.094	211.8	5:58.091			
4	1	1:28.964	25.970	31.803	31.191	187.8	7:27.055			
5	1	1:27.126	24.928	31.576	30.622	220.0	8:54.181			
6	1	3:51.177	B	25.371	34.591	2:51.215	227.4	12:45.358		
7	1	1:39.449	34.488	33.229	31.732	141.9	14:24.807			
8	1	1:27.084	25.100	31.273	30.711	216.9	15:51.891			
9	1	1:26.348	24.872	31.103	30.373	238.9	17:18.239			
10	1	5:01.445	B	26.280	32.866	4:02.299	241.6	22:19.684		
11	2	1:44.669	37.635	34.602	32.432	131.2	24:04.353			
12	2	1:29.845	25.852	32.422	31.571	235.8	25:34.198			
13	2	1:29.953	25.610	32.242	32.101	233.3	27:04.151			
14	2	1:28.917	25.541	32.038	31.338	227.8	28:33.068			
15	2	1:27.978	24.960	31.992	31.026	251.2	30:01.046			
16	2	4:11.070	B	26.846	34.726	3:09.498	238.4	34:12.116		
17	2	1:42.270	35.278	32.647	34.345	129.8	35:54.386			



# CLASSIC ENDURANCE RACING 2

## GRAND PRIX DE L'AGE D'OR

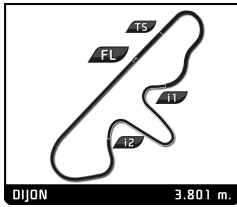
### QUALIFYING

#### Sector Analysis

■ Personal Best 
 ■ Session Best 
 ■ Crossing the finish line in pit lane

Lap	D	Time	Sector 1	Sector 2	Sector 3	T. Spd	Elapsed	Lap	D	Time	Sector 1	Sector 2	Sector 3	T. Spd	Elapsed		
<b>60</b> Chevron B23 1973																	
1. Guy PEETERS P-2L																	
2. Guillaume PEETERS																	
1	2	2:37.005	1:14.122	43.065	39.818	127.7	2:37.005	5	2	1:30.648	25.268	33.588	31.792	205.7	9:35.612		
2	2	1:36.084	29.130	34.634	32.320	172.2	4:13.089	6	2	1:31.275	24.354	35.608	31.313	231.3	11:06.887		
3	2	1:29.934	25.525	32.253	32.156	215.6	5:43.023	7	2	1:27.787	24.514	32.996	30.277	209.7	12:34.674		
4	2	1:27.837	25.042	31.903	30.892	218.6	7:10.860	8	2	1:28.011	24.566	32.966	30.479	201.5	14:02.685		
5	2	2:50.111	B	25.159	31.692	1:53.260	205.7	10:00.971	9	2	7:23.037	B	25.221	34.876	6:22.940	188.2	21:25.722
6	2	1:36.622	31.652	33.638	31.332	148.4	11:37.593	10	2	1:57.251	43.229	36.982	37.040	88.8	23:22.973		
7	2	1:31.491	25.712	33.955	31.824	225.0	13:09.084	11	2	1:38.012	28.985	35.927	33.100	189.1	25:00.985		
8	2	1:26.935	24.663	31.771	30.501	221.3	14:36.019	12	2	6:33.663	B	29.223	43.440	5:21.000	180.9	31:34.648	
9	2	1:26.525	24.512	31.661	30.352	210.5	16:02.544	13	1	1:54.224	41.117	38.642	34.465	94.0	33:28.872		
10	2	5:07.546	B	25.429	32.712	4:09.405	214.3	21:10.090	14	1	1:38.874	29.000	36.075	33.799	181.5	35:07.746	
11	1	1:45.888	38.565	34.320	33.003	119.3	22:55.978	15	1	1:38.735	28.716	36.301	33.718	200.0	36:46.481		
12	1	1:29.797	25.169	32.573	32.055	213.0	24:25.775	16	1	1:40.848	29.860	36.733	34.255	184.3	38:27.329		
13	1	1:27.591	24.729	31.783	31.079	223.6	25:53.366	17	1	1:38.100	28.520	35.796	33.784	190.1	40:05.429		
14	1	1:27.201	24.556	31.632	31.013	220.4	27:20.567										
15	1	3:49.544	B	24.122	31.375	2:54.047	229.8	31:10.111									
16	1	1:39.114	35.158	32.745	31.211	110.5	32:49.225										
17	1	1:26.994	24.174	31.824	30.996	237.9	34:16.219										
18	1	1:26.593	24.409	31.296	30.888	225.5	35:42.812										
19	1	1:27.290	24.190	32.064	31.036	234.3	37:10.102										
20	1	1:26.357	24.276	31.269	30.812	233.8	38:36.459										
21	1	1:26.329	23.867	31.448	31.014	241.6	40:02.788										
22	1	1:25.866	23.864	31.351	30.651	242.7	41:28.654										
23	1	3:29.816	B	26.194	35.227	2:28.395	236.3	44:58.470									
24	1	1:33.059	30.200	31.711	31.148	156.7	46:31.529										
<b>64</b> Porsche 934/5 1976																	
1. Hans-Jörg HÜBNER GT2																	
1	1	3:07.146	1:49.503	40.593	37.050	114.6	3:07.146										
2	1	1:36.572	28.697	34.932	32.943	213.4	4:43.718										
3	1	1:35.188	28.301	34.218	32.669	193.2	6:18.906										
4	1	1:35.259	27.303	34.839	33.117	177.9	7:54.165										
5	1	1:37.378	28.063	37.017	32.298	181.5	9:31.543										
6	1	1:35.187	27.591	34.518	33.078	187.5	11:06.730										
7	1	1:36.240	27.661	35.263	33.316	180.3	12:42.970										
8	1	4:29.378	B	26.655	34.226	3:28.497	192.2	17:12.348									
9	1	1:45.719	34.281	37.570	33.868	131.9	18:58.067										
10	1	1:33.616	26.493	34.772	32.351	215.1	20:31.683										
11	1	1:33.358	26.393	33.452	33.513	216.4	22:05.041										
12	1	1:32.820	26.414	33.395	33.011	195.7	23:37.861										
13	1	6:19.351	B	26.269	33.304	5:19.778	215.1	29:57.212									
14	1	1:51.304	38.393	38.484	34.427	124.1	31:48.516										
15	1	1:37.429	28.022	36.355	33.052	218.6	33:25.945										
16	1	1:32.907	26.560	33.947	32.400	210.9	34:58.852										
17	1	1:32.808	26.145	33.669	32.994	216.4	36:31.660										
18	1	1:33.886	26.602	33.960	33.324	207.7	38:05.546										
<b>76</b> BMW M1 Procar 1979																	
1. Guenther SCHINDLER GT2																	
1	1	5:44.202	4:32.090	36.685	35.427	116.1	5:44.202										
2	1	1:32.099	26.437	33.092	32.570	198.2	7:16.301										
3	1	1:31.708	25.990	32.995	32.723	217.7	8:48.009										
4	1	1:32.635	26.192	33.735	32.708	212.2	10:20.644										
5	1	1:34.460	26.318	33.802	34.340	225.0	11:55.104										
6	1	1:38.839	27.148	36.383	35.308	216.4	13:33.943										
7	1	1:34.161	27.564	33.475	33.122	231.3	15:08.104										
8	1	1:32.252	26.029	33.313	32.910	214.3	16:40.356										
9	1	3:48.953	B	26.268	34.168	2:48.517	216.0	20:29.309									
10	1	1:41.055	35.238	33.132	32.685	140.3	22:10.364										
11	1	1:31.700	25.944	33.210	32.546	210.5	23:42.064										
12	1	1:32.263	26.197	33.408	32.658	218.2	25:14.327										
13	1	1:33.858	26.309	34.123	33.426	215.1	26:48.185										
14	1	1:32.673	26.233	33.563	32.877	227.8	28:20.858										
15	1	1:32.057	25.941	33.198	32.918	223.1	29:52.915										
16	1	1:32.818	26.453	33.466	32.899	229.3	31:25.733										
17	1	1:32.465	26.179	33.366	32.920	232.3	32:58.198										
<b>77</b> Porsche 934 Carrera RSR 1976																	
1. Luca LITTARDI GT2																	
2. Claudio RODDARO																	
1	1	2:26.104	1:07.946	39.067	39.091	96.4	2:26.104										
2	1	1:34.314	26.372	34.265	33.677	217.3	4:00.418										
3	1	1:33.838	26.750	33.459	33.629	197.8	5:34.256										
4	1	1:33.207	25.915	33.573	33.719	223.1	7:07.463										
5	1	1:33.638	26.141	33.695	33.802	225.5	8:41.101										
6	1	1:32.190	25.741	33.281	33.168	235.3	10:13.291										
7	1	1:33.558	26.117	33.558	33.883	230.8	11:46.849										
8	1	1:32.714	25.522	33.468	33.724	221.3	13:19.563										
9	1	1:34.549	26.809	34.138	33.602	228.8	14:54.112										
10	1	1:32.441	26.062	32.966	33.413	241.1	16:26.553										
11	1	3:32.739	B	26.087	32.949	2:33.703	212.6	19:59.292									
12	2	1:42.845	36.183	34.266	32.396	123.9	21:42.137										
13	2	1:30.525	25.579	33.065	31.881	223.6	23:12.662										
14	2	1:29.500	25.327	32.623	31.550	208.1	24:42.162										
15	2	1:29.037	25.215	32.268	31.554	224.5	26:11.199										
16	2	1:29.614	25.254	32.593	31.767	222.7	27:40.813										
17	2	6:58.734	B	24.802	32.768	6:01.164	219.5	34:39.547									
18	2	1:42.594	36.151	34.820	31.623	123.6	36:22.141										
19	2	1:29.630	26.023	32.420	31.187	243.2	37:51.771										
<b>74</b> Porsche 935 1977																	
1. Jean-Christian DUBY GT2																	
2. Gilles VANNELET																	
1	2	3:08.126	1:47.638	41.409	39.079	111.2	3:08.126										
2	2	1:42.548	29.600	37.812	35.136	163.1	4:50.674										
3	2	1:38.946	27.710	36.553	34.683	172.2	6:29.620										
4	2	1:35.344	26.351	35.185	33.808	196.4	8:04.964										





# CLASSIC ENDURANCE RACING 2

## GRAND PRIX DE L'AGE D'OR

### QUALIFYING

#### Sector Analysis

■ Personal Best 
 ■ Session Best 
 ■ Crossing the finish line in pit lane

Lap	D	Time	Sector 1	Sector 2	Sector 3	T. Spd	Elapsed	Lap	D	Time	Sector 1	Sector 2	Sector 3	T. Spd	Elapsed			
<b>82</b>		Porsche 935 1977										GT2						
		1. Dominique GUENAT																
1	1	2:42.763	1:28.372	39.704	34.687	103.0	2:42.763	12	1	1:25.092	23.193	31.588	30.311	238.9	24:19.786			
2	1	1:38.015	27.720	37.469	32.826	187.5	4:20.778	13	1	1:24.437	23.230	30.880	30.327	238.9	25:44.223			
3	1	1:39.842	30.097	36.655	33.090	184.6	6:00.620	14	1	8:48.239 B	22.963	31.023	7:54.253	238.9	34:32.462			
4	1	8:53.343 B	25.938	33.392	7:54.013	177.6	14:53.963	15	1	1:35.527	33.383	31.444	30.700	128.7	36:07.989			
5	1	1:41.829	35.378	34.400	32.051	124.7	16:35.792	16	1	1:25.141	23.441	31.491	30.209	236.8	37:33.130			
6	1	1:28.775	24.793	32.768	31.214	206.5	18:04.567	17	1	1:25.172	23.267	31.493	30.412	239.5	38:58.302			
7	1	6:31.591 B	24.639	32.943	5:34.009	205.7	24:36.158	18	1	1:24.862	23.790	30.815	30.257	239.5	40:23.164			
8	1	1:51.769	37.799	40.624	33.346	122.3	26:27.927								<b>600</b>		Lola T600 1981	
9	1	1:30.408	25.531	33.524	31.353	203.0	27:58.335										1. Philippe SCEMAMA	
10	1	1:28.965	24.831	32.997	31.137	204.5	29:27.300	1	1	1:45.829	41.134	34.097	30.598	113.7	1:45.829			
11	1	5:09.090 B	25.383	34.765	4:08.942	204.5	34:36.390	2	1	1:23.622	24.302	30.320	29.000	200.0	3:09.451			
12	1	1:39.612	34.846	33.720	31.046	150.2	36:16.002	3	1	1:22.662	24.103	29.914	28.645	206.9	4:32.113			
13	1	1:29.412	26.029	32.628	30.755	211.4	37:45.414	4	1	1:23.918	22.948	31.405	29.565	221.3	5:56.031			
14	1	1:28.531	24.412	33.320	30.799	225.5	39:13.945	5	1	3:11.062 B	23.575	30.448	2:17.039	229.8	9:07.093			
15	1	1:27.126	24.311	32.364	30.451	228.8	40:41.071	6	1	1:32.645	30.637	31.554	30.454	153.6	10:39.738			
16	1	1:29.075	24.181	33.953	30.941	230.8	42:10.146	7	1	1:22.840	23.601	30.595	28.644	229.3	12:02.578			
<b>85</b>		Lola T292 1973										P+2L						
		1. Tony SINCLAIR																
1	1	2:04.625	56.391	35.720	32.514	101.0	2:04.625	8	1	1:22.335	22.939	30.640	28.756	230.8	13:24.913			
2	1	1:26.394	24.344	31.611	30.439	205.3	3:31.019	9	1	1:22.440	23.202	30.504	28.734	217.3	14:47.353			
3	1	1:24.513	23.197	30.794	30.522	229.3	4:55.532	10	1	1:22.956	22.955	30.948	29.053	240.5	16:10.309			
4	1	1:27.218	23.830	32.984	30.404	227.8	6:22.750	11	1	6:53.635 B	23.423	30.543	5:59.669	227.4	23:03.944			
5	1	1:24.740	23.552	31.291	29.897	213.9	7:47.490	12	1	1:38.547	35.134	33.324	30.089	132.0	24:42.491			
6	1	3:42.708 B	23.307	31.363	2:48.038	224.1	11:30.198	13	1	1:22.730	23.118	30.930	28.682	246.0	26:05.221			
7	1	1:38.297	32.668	34.872	30.757	156.3	13:08.495	14	1	1:21.519	23.255	29.912	28.352	216.9	27:26.740			
8	1	1:23.743	32.291	30.566	29.886	228.8	14:32.238	15	1	1:21.910	23.215	30.215	28.480	210.9	28:48.650			
9	1	1:25.889	24.722	31.019	30.148	227.8	15:58.127	16	1	1:21.176	22.921	29.881	28.374	213.9	30:09.826			
10	1	1:25.017	23.381	31.015	30.621	225.0	17:23.144	17	1	3:49.572 B	24.567	32.560	2:52.445	220.4	33:59.398			
11	1	4:19.334 B	25.097	35.454	3:18.783	202.2	21:42.478	18	1	1:29.771	29.135	32.002	28.634	175.0	35:29.169			
12	1	1:37.777	32.023	33.235	32.519	137.2	23:20.255	19	1	1:21.130	22.820	30.067	28.243	242.2	36:50.299			
13	1	1:23.952	23.290	30.991	29.671	219.5	24:44.207	20	1	1:23.184	24.480	30.288	28.416	220.4	38:13.483			
14	1	1:26.968	24.076	31.572	31.320	210.5	26:11.175	21	1	1:21.717	22.774	30.652	28.291	230.3	39:35.200			
15	1	1:26.000	23.916	31.251	30.833	224.5	27:37.175	22	1	1:22.511	22.803	31.208	28.500	235.8	40:57.711			
16	1	1:25.046	23.348	31.329	30.369	237.9	29:02.221	23	1	1:21.573	22.722	30.335	28.516	241.1	42:19.284			
17	1	7:00.449 B	23.823	32.387	6:04.239	224.5	36:02.670	24	1	1:31.849	26.258	35.377	30.214	197.8	43:51.133			
18	1	1:35.779	32.694	32.209	30.876	141.4	37:38.449	25	1	1:24.121	22.809	31.025	30.287	236.3	45:15.254			
19	1	1:25.646	23.852	31.109	30.685	197.1	39:04.095											
20	1	1:27.658	24.709	32.219	30.730	214.3	40:31.753											
21	1	1:26.295	23.647	31.388	31.260	230.8	41:58.048											
<b>121</b>		Chevron B21 1972										P-2L						
		1. Pascal GERBOUT																
1	1	2:11.083	1:06.162	33.687	31.234	102.9	2:11.083											
2	1	1:25.805	24.364	30.977	30.464	223.1	3:36.888											
3	1	1:25.674	23.985	31.336	30.353	217.3	5:02.562											
4	1	1:25.287	23.290	30.898	31.099	237.9	6:27.849											
5	1	1:28.087	23.642	32.368	32.077	237.4	7:55.936											
6	1	1:28.261	25.582	32.164	30.515	237.4	9:24.197											
7	1	1:24.322	23.341	30.732	30.249	237.9	10:48.519											
8	1	1:25.115	23.684	31.066	30.365	238.4	12:13.634											
9	1	7:40.217 B	28.444	35.293	6:36.480	191.5	19:53.851											
10	1	1:34.900	33.044	31.391	30.465	126.3	21:28.751											
11	1	1:25.943	23.394	31.133	31.416	236.3	22:54.694											