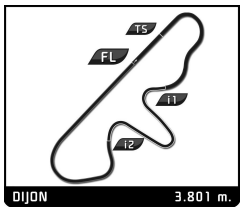

CLASSIC ENDURANCE RACING 2
GRAND PRIX DE L'AGE D'OR
PRIVATE PRACTICE

Sector Analysis

Personal Best | Session Best | **B** Crossing the finish line in pit lane

1 — Chevron B36 1979
1.Philipp BRUEHWILER — P-2L

Lap	D	Time	Sector 1	Sector 2	Sector 3	T. Spd	Elapsed
1	1	2:37.905	1:33.057	33.389	31.459	129.5	2:37.905
2	1	1:26.353	24.046	31.692	30.615	220.9	4:04.258
3	1	1:29.318	24.985	31.844	32.489	214.7	5:33.576
4	1	1:24.257	23.561	30.760	29.936	240.5	6:57.833
5	1	16:47.730 B	31.710	33.222	...	183.4	23:45.563
6	1	1:39.104	36.483	31.883	30.738	115.4	25:24.667
7	1	1:25.226	24.320	30.657	30.249	214.7	26:49.893
8	1	1:24.535	24.047	30.662	29.826	232.8	28:14.428
9	1	1:23.870	23.475	30.360	30.035	240.0	29:38.298
10	1	11:10.854 B	23.951	44.152	...	248.3	40:49.152
11	1	1:32.284	30.868	30.910	30.506	146.1	42:21.436
12	1	1:23.643	23.185	30.486	29.972	233.8	43:45.079
13	1	1:23.330	23.000	30.243	30.087	238.9	45:08.409
14	1	1:22.816	22.746	30.383	29.687	245.5	46:31.225
15	1	1:23.037	22.688	30.355	29.994	248.8	47:54.262
16	1	1:23.526	23.480	30.332	29.714	251.2	49:17.788
17	1	1:31.123	22.814	30.604	37.705	246.0	50:48.911

3 — Porsche 935 1981
1.Emmanuel BRIGAND — GT2

Lap	D	Time	Sector 1	Sector 2	Sector 3	T. Spd	Elapsed
1	1	2:03.522	53.697	37.102	32.723	110.8	2:03.522
2	1	1:30.083	25.873	32.966	31.244	194.6	3:33.605
3	1	1:27.570	24.902	32.090	30.578	195.7	5:01.175
4	1	1:26.694	24.589	31.947	30.158	206.9	6:27.869
5	1	1:28.920	26.057	32.121	30.742	204.2	7:56.789
6	1	15:45.818 B	29.361	37.721	...	171.4	23:42.607
7	1	1:39.966	36.682	32.983	30.301	114.9	25:22.573
8	1	1:26.343	24.953	31.379	30.011	201.1	26:48.916
9	1	1:27.067	24.872	32.050	30.145	208.1	28:15.983
10	1	1:26.202	24.220	31.924	30.058	220.0	29:42.185
11	1	10:55.129 B	34.307	46.241	9:34.581	209.3	40:37.314
12	1	1:33.007	31.452	31.364	30.191	163.9	42:10.321
13	1	1:25.490	23.922	31.196	30.372	226.4	43:35.811
14	1	1:24.904	23.651	31.179	30.074	226.4	45:00.715
15	1	1:26.997	23.707	32.812	30.478	223.1	46:27.712
16	1	1:25.446	23.514	31.636	30.296	241.6	47:53.158

5 — BMW M1 Procar 1981
1.Olivier BREITTMAYER — GT2

Lap	D	Time	Sector 1	Sector 2	Sector 3	T. Spd	Elapsed
1	1	2:24.462	1:09.166	37.447	37.849	130.3	2:24.462
2	1	1:35.193	27.814	33.290	34.089	191.5	3:59.655
3	1	1:32.536	26.835	33.126	32.575	175.9	5:32.191
4	1	1:32.052	24.724	33.336	33.992	241.6	7:04.243
5	1	1:35.647	29.246	33.441	32.960	158.1	8:39.890
6	1	15:25.754 B	32.890	36.177	...	155.6	24:05.644
7	1	1:46.373	39.626	33.882	32.865	124.7	25:52.017
8	1	1:31.313	26.255	32.633	32.425	226.4	27:23.330
9	1	1:30.448	25.452	32.444	32.552	242.7	28:53.778
10	1	1:37.792	25.474	32.576	39.742	235.3	30:31.570
11	1	2:49.019	50.259	51.148	1:07.612	81.3	33:20.589
12	1	8:29.135 B	52.577	52.085	6:44.473	80.1	41:49.724
13	1	1:40.996	33.706	34.210	33.080	145.4	43:30.720
14	1	1:29.845	25.026	32.383	32.436	229.8	45:00.565
15	1	1:30.110	25.194	32.910	32.006	213.0	46:30.675
16	1	1:31.615	26.320	32.496	32.799	245.5	48:02.290
17	1	1:29.604	25.417	32.212	31.975	225.5	49:31.894
18	1	1:28.932	24.929	31.936	32.067	235.3	51:00.826

9 — Chevron B26 1974
1.Simon WATTS — P-2L

Lap	D	Time	Sector 1	Sector 2	Sector 3	T. Spd	Elapsed
1	1	25:25.059	...	34.153	31.950	114.0	25:25.059
2	1	1:30.669	26.188	33.257	31.224	199.6	26:55.728
3	1	1:28.225	25.657	31.565	31.003	209.3	28:23.953
4	1	1:28.488	25.127	31.657	31.704	237.4	29:52.441
5	1	2:18.302	29.931	46.978	1:01.393	223.1	32:10.743
6	1	9:00.689 B	51.672	46.638	7:22.379	76.8	41:11.432
7	1	1:45.187	36.727	34.418	34.042	125.7	42:56.619
8	1	1:31.600	25.752	32.970	32.878	215.6	44:28.219
9	1	1:37.088	26.159	39.334	31.595	231.3	46:05.307
10	1	1:27.174	24.778	31.610	30.786	231.8	47:32.481
11	1	1:28.867	25.143	32.550	31.174	246.6	49:01.348
12	1	1:30.178	24.091	32.843	33.244	244.3	50:31.526

10 — Osella PA5 1977
1.Roberto TURRIZIANI — P-2L

Lap	D	Time	Sector 1	Sector 2	Sector 3	T. Spd	Elapsed
1	1	4:28.144 B	1:27.544	33.968	2:26.632	123.7	4:28.144
2	1	1:38.791	34.116	32.664	32.011	131.2	6:06.935

11 — Cheetah G601 1976
1.Beat EGGIMANN — P-2L

Lap	D	Time	Sector 1	Sector 2	Sector 3	T. Spd	Elapsed
1	1	2:17.178	1:07.421	36.311	33.446	139.5	2:17.178
2	1	1:29.874	26.350	32.414	31.110	179.1	3:47.052
3	1	1:27.583	26.023	31.123	30.437	206.5	5:14.635
4	1	1:25.812	24.032	31.636	30.144	213.9	6:40.447
5	1	1:32.025	26.820	33.230	31.975	214.7	8:12.472
6	1	15:35.130 B	30.247	39.449	...	175.9	23:47.602
7	1	1:40.404	38.321	31.392	30.691	111.6	25:28.006
8	1	1:27.668	25.712	30.953	31.003	187.8	26:55.674
9	1	1:24.990	24.404	30.516	30.070	219.5	28:20.664
10	1	1:25.359	23.997	30.383	30.979	231.8	29:46.023
11	1	2:22.368	31.799	47.205	1:03.364	229.8	32:08.391
12	1	8:33.788 B	46.455	41.787	7:05.546	87.7	40:42.179
13	1	1:31.744	30.205	31.098	30.441	156.7	42:13.923
14	1	1:23.429	23.368	30.256	29.805	230.8	43:37.352
15	1	1:24.510	23.318	30.987	30.205	227.8	45:01.862
16	1	1:27.048	24.147	31.551	31.350	204.9	46:28.910
17	1	1:25.275	23.234	31.129	30.912	237.4	47:54.185
18	1	1:24.000	24.464	30.123	29.413	242.7	49:18.185
19	1	1:27.234	23.057	30.445	33.732	228.8	50:45.419

21 — Chevron B26 1974
1.John EMBERSON
2.Nigel GREENSALL — P-2L

Lap	D	Time	Sector 1	Sector 2	Sector 3	T. Spd	Elapsed
1	1	1:50.883	45.273	32.831	32.779	111.3	1:50.883
2	1	1:30.781	26.995	32.370	31.416	169.5	3:21.664
3	1	1:28.676	25.363	32.056	31.257	190.1	4:50.340
4	1	1:31.956	27.524	32.760	31.672	191.8	6:22.296
5	1	11:53.848 B	28.081	32.493	...	186.5	18:16.144
6	1	7:01.763	5:57.785	32.521	31.457	108.8	25:17.907
7	1	1:28.892	26.036	31.810	31.046	200.4	26:46.799
8	1	1:27.516	25.809	31.134	30.573	175.6	28:14.315
9	1	1:27.064	24.763	31.697	30.604	202.6	29:41.379

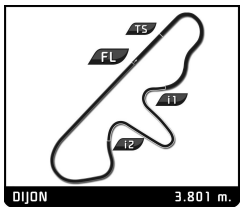

CLASSIC ENDURANCE RACING 2
GRAND PRIX DE L'AGE D'OR
PRIVATE PRACTICE

Sector Analysis

Personal Best | Session Best | **B** Crossing the finish line in pit lane

Lap	D	Time	Sector 1	Sector 2	Sector 3	T. Spd	Elapsed
10	1	11:19.424 B	34.324	46.245	9:58.855	186.5	41:00.803
11	2	1:34.801	33.072	31.011	30.718	120.0	42:35.604
12	2	1:22.554	23.231	29.620	29.703	237.4	43:58.158
13	2	1:21.792	22.921	29.636	29.235	239.5	45:19.950

22 — Chevron B31 1975
1.Russell BÜSST — P-2L

Lap	D	Time	Sector 1	Sector 2	Sector 3	T. Spd	Elapsed
1	1	2:55.167	1:45.471	35.465	34.231	106.8	2:55.167
2	1	1:30.834	25.551	32.652	32.631	204.5	4:26.001
3	1	1:28.191	24.376	31.502	32.313	213.4	5:54.192
4	1	1:28.846	25.125	31.708	32.013	219.5	7:23.038
5	1	16:48.776 B	25.296	33.857	...	214.3	24:11.814
6	1	1:44.852	38.064	34.374	32.414	102.1	25:56.666
7	1	1:29.647	24.834	31.740	33.073	210.9	27:26.313
8	1	1:27.874	24.686	31.213	31.975	219.5	28:54.187
9	1	12:13.059 B	27.012	32.328	...	198.9	41:07.246
10	1	1:39.759	35.296	32.259	32.204	110.4	42:47.005

23 — March 75S 1975
1.Greg HART — P-2L

Lap	D	Time	Sector 1	Sector 2	Sector 3	T. Spd	Elapsed
1	1	2:08.576	56.088	37.270	35.218	115.1	2:08.576
2	1	3:29.283 B	27.183	34.954	2:27.146	181.8	5:37.859
3	1	1:41.711	34.376	34.523	32.812	145.2	7:19.570
4	1	16:57.562 B	27.859	34.454	...	232.3	24:17.132
5	1	1:47.984	39.754	34.712	33.518	108.3	26:05.116
6	1	1:32.464	25.387	33.549	33.528	218.2	27:37.580
7	1	1:30.444	25.931	32.416	32.097	224.1	29:08.024
8	1	2:01.994	24.601	32.081	1:05.312	233.8	31:10.018
9	1	9:51.800 B	48.700	51.239	8:11.861	84.9	41:01.818
10	1	1:37.826	33.477	32.018	32.331	129.2	42:39.644
11	1	1:31.331	26.038	32.110	33.183	229.8	44:10.975
12	1	1:28.269	24.377	32.134	31.758	224.1	45:39.244
13	1	1:27.164	24.423	31.333	31.408	228.8	47:06.408
14	1	1:27.242	24.117	31.464	31.661	232.3	48:33.650
15	1	1:26.635	24.068	31.296	31.271	232.3	50:00.285

26 — Chevron B36 1976
1.Claude LE JEAN — P-2L
2.Lucien ROSSIAUD

Lap	D	Time	Sector 1	Sector 2	Sector 3	T. Spd	Elapsed
1	2	2:24.754	1:11.972	36.548	36.234	114.9	2:24.754
2	2	1:37.358	28.771	34.933	33.654	170.3	4:02.112
3	2	1:38.301	27.454	36.490	34.357	198.2	5:40.413
4	2	1:32.682	25.293	34.545	32.844	222.7	7:13.095
5	2	16:48.889 B	28.037	34.142	...	177.6	24:01.984
6	1	1:57.773	43.047	39.190	35.536	102.4	25:59.757
7	1	1:37.379	28.403	35.477	33.499	163.4	27:37.136
8	1	1:34.465	26.464	34.101	33.900	223.6	29:11.601
9	1	12:11.150 B	27.437	34.474	...	217.7	41:22.751
10	2	1:43.983	35.332	34.932	33.719	126.9	43:06.734
11	2	1:34.073	26.724	33.886	33.463	194.9	44:40.807

27 — Porsche 930 Turbo Groupe IV 1978
1.Fabio SPIRGI — GT2

Lap	D	Time	Sector 1	Sector 2	Sector 3	T. Spd	Elapsed
1	1	4:44.345	3:30.513	37.923	35.909	96.7	4:44.345
2	1	1:39.086	28.288	35.627	35.171	172.5	6:23.431
3	1	1:39.628	29.705	35.436	34.487	164.6	8:03.059
4	1	16:24.678 B	30.678	40.359	...	157.2	24:27.737
5	1	1:51.461	40.243	36.291	34.927	104.7	26:19.198
6	1	1:38.176	27.101	35.950	35.125	185.2	27:57.374
7	1	1:36.243	26.768	35.134	34.341	186.2	29:33.617
8	1	11:44.443 B	27.069	43.863	...	188.8	41:18.060
9	1	1:47.577	37.861	35.277	34.439	115.0	43:05.637
10	1	1:34.781	26.410	34.423	33.948	203.0	44:40.418
11	1	1:35.131	26.244	34.756	34.131	196.4	46:15.549
12	1	1:34.531	26.156	34.277	34.098	198.5	47:50.080
13	1	1:34.821	26.276	34.557	33.988	207.3	49:24.901
14	1	1:34.704	26.121	34.328	34.255	210.9	50:59.605

28 — Osella PA5 1977
1.Gianluigi CANDIANI — P-2L
2.Frédéric ROUVIER

Lap	D	Time	Sector 1	Sector 2	Sector 3	T. Spd	Elapsed
1	1	2:10.280	1:01.449	35.297	33.534	89.5	2:10.280
2	1	1:29.784	26.215	32.308	31.261	183.4	3:40.064
3	1	1:27.681	24.275	31.981	31.425	200.7	5:07.745
4	1	1:25.155	24.366	30.621	30.168	223.1	6:32.900
5	1	1:29.663	25.799	31.450	32.414	206.1	8:02.563
6	1	15:47.962 B	26.821	37.530	...	213.0	23:50.525
7	1	1:49.100	41.245	35.813	32.042	117.8	25:39.625
8	1	1:31.821	27.272	32.828	31.721	222.2	27:11.446
9	1	1:30.453	26.423	33.047	30.983	224.1	28:41.899
10	1	1:28.751	25.843	31.774	31.134	215.1	30:10.650
11	1	13:23.376 B	31.217	38.731	...	189.1	43:34.026
12	1	1:43.456	36.845	33.930	32.681	126.2	45:17.482
13	1	1:29.546	25.672	31.781	32.093	216.9	46:47.028
14	1	1:28.013	24.997	31.441	31.575	219.1	48:15.041
15	1	1:27.626	24.978	31.139	31.509	221.8	49:42.667
16	1	1:27.507	24.778	31.196	31.533	222.7	51:10.174

32 — Lola T296 1976
1.Bert SMEETS — P-2L

Lap	D	Time	Sector 1	Sector 2	Sector 3	T. Spd	Elapsed
1	1	2:51.181	1:39.397	36.548	35.236	131.5	2:51.181
2	1	1:35.325	27.338	34.410	33.577	205.7	4:26.506
3	1	1:31.983	26.290	32.765	32.928	198.5	5:58.489
4	1	1:32.605	26.348	33.069	33.188	198.2	7:31.094
5	1	16:20.316 B	28.124	33.336	...	180.6	23:51.410
6	1	1:49.467	40.905	36.034	32.528	118.9	25:40.877
7	1	1:33.512	27.400	33.297	32.815	200.7	27:14.389
8	1	1:31.184	26.169	32.761	32.254	209.7	28:45.573

50 — Lola T286 1976
1.Maxime GUENAT — P+2L

Lap	D	Time	Sector 1	Sector 2	Sector 3	T. Spd	Elapsed
1	1	7:24.400	6:23.239	31.390	29.771	154.1	7:24.400
2	1	1:43.684	24.545	30.632	48.507	232.8	9:08.084
3	1	14:45.874 B	54.685	49.879	...	66.9	23:53.958
4	1	1:34.503	34.689	30.840	28.974	137.1	25:28.461
5	1	1:23.358	23.825	30.779	28.754	223.6	26:51.819
6	1	1:22.409	23.095	30.194	29.120	234.8	28:14.228
7	1	1:22.575	22.637	30.288	29.650	259.6	29:36.803

52 — TOJ SC304 1976
1.Yves SCEMAMA — P+2L

Lap	D	Time	Sector 1	Sector 2	Sector 3	T. Spd	Elapsed
1	1	4:03.442	2:58.929	32.776	31.737	134.7	4:03.442
2	1	1:30.681	27.340	32.392	30.949	184.0	5:34.123
3	1	1:28.195	24.386	32.416	31.393	202.6	7:02.318
4	1	1:32.230	29.006	33.200	30.024	180.3	8:34.548
5	1	15:29.452 B	31.961	37.279	...	147.7	24:04.000

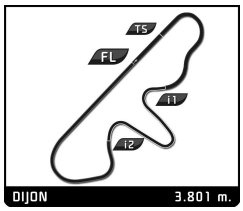

CLASSIC ENDURANCE RACING 2
GRAND PRIX DE L'AGE D'OR
PRIVATE PRACTICE

Sector Analysis

Personal Best | Session Best | **B** Crossing the finish line in pit lane

Lap	D	Time	Sector 1	Sector 2	Sector 3	T. Spd	Elapsed
6	1	1:41.914	38.820	31.922	31.172	109.0	25:45.914
7	1	1:26.408	25.542	30.968	29.898	179.7	27:12.322
8	1	1:26.463	25.833	31.212	29.418	203.8	28:38.785
9	1	1:24.721	24.542	31.063	29.116	215.1	30:03.506
10	1	3:01.686 B	31.117	42.105	1:48.464	186.9	33:05.192
11	1	7:08.591 B					40:13.783

60 Chevron B23 1973 — P-2L
1.Guy PEETERS
2.Guillaume PEETERS

Lap	D	Time	Sector 1	Sector 2	Sector 3	T. Spd	Elapsed
1	2	2:23.509	1:07.091	38.678	37.740	114.2	2:23.509
2	2	1:41.202	29.858	36.123	35.221	185.2	4:04.711
3	2	1:35.850	27.094	34.523	34.233	170.6	5:40.561
4	2	1:30.190	25.573	32.908	31.709	195.3	7:10.751
5	2	17:36.831 B	28.701	32.737	...	166.7	24:47.582
6	2	1:41.631	35.270	33.051	33.310	134.0	26:29.213
7	2	1:31.454	27.624	32.347	31.483	177.3	28:00.667

64 Porsche 934/5 1976 — GT2
1.Hans-Jörg HÜBNER

Lap	D	Time	Sector 1	Sector 2	Sector 3	T. Spd	Elapsed
1	1	3:57.361	2:42.557	38.017	36.787	103.3	3:57.361
2	1	1:44.757	30.599	37.723	36.435	147.7	5:42.118
3	1	1:40.735	29.594	36.364	34.777	180.6	7:22.853
4	1	16:52.740 B	29.357	35.573	...	188.2	24:15.593
5	1	1:55.388	42.892	37.331	35.165	101.7	26:10.981
6	1	1:38.839	28.255	35.745	34.839	187.8	27:49.820
7	1	1:36.804	27.960	35.300	33.544	191.8	29:26.624
8	1	11:26.704 B	28.518	37.163	...	203.0	40:53.328
9	1	1:43.985	36.201	34.678	33.106	120.8	42:37.313
10	1	1:34.756	28.194	33.985	32.577	168.2	44:12.069
11	1	1:34.207	27.411	33.665	33.131	193.2	45:46.276
12	1	1:34.240	27.757	33.562	32.921	174.2	47:20.516
13	1	1:34.459	27.340	34.087	33.032	193.9	48:54.975
14	1	1:34.630	26.487	35.560	32.583	210.9	50:29.605

74 Porsche 935 1977 — GT2
1.Jean-Christian DUBY
2.Gilles VANNELET

Lap	D	Time	Sector 1	Sector 2	Sector 3	T. Spd	Elapsed
1	1	6:55.626	5:35.157	39.779	40.690	120.9	6:55.626
2	1	2:11.897	34.746	39.406	57.745	144.4	9:07.523
3	1	15:10.856 B	54.193	50.103	...	67.5	24:18.379
4	1	1:55.199	41.005	38.376	35.818	103.2	26:13.578
5	1	1:46.011	31.340	37.099	37.572	150.8	27:59.589

76 BMW M1 Procar 1979 — GT2
1.Guenther SCHINDLER

Lap	D	Time	Sector 1	Sector 2	Sector 3	T. Spd	Elapsed
1	1	5:28.258	4:15.334	36.929	35.995	94.6	5:28.258
2	1	1:35.354	26.648	35.127	33.579	200.0	7:03.612
3	1	1:38.535	29.339	34.723	34.473	165.4	8:42.147

82 Porsche 935 1977 — GT2
1.Dominique GUENAT

Lap	D	Time	Sector 1	Sector 2	Sector 3	T. Spd	Elapsed
1	1	5:49.008	4:33.515	38.711	36.782	99.7	5:49.008
2	1	1:41.519	29.216	38.499	33.804	153.4	7:30.527
3	1	16:29.468 B	28.375	38.966	...	187.5	23:59.995
4	1	1:58.440	43.619	39.626	35.195	100.5	25:58.435
5	1	1:40.496	29.061	35.977	35.458	167.2	27:38.931
6	1	1:37.605	27.997	36.049	33.559	169.8	29:16.536

85 Lola T292 1973 — P-2L
1.Tony SINCLAIR

Lap	D	Time	Sector 1	Sector 2	Sector 3	T. Spd	Elapsed
1	1	1:57.556	52.323	34.028	31.205	114.2	1:57.556
2	1	1:27.775	25.361	32.024	30.390	193.5	3:25.331
3	1	1:25.342	24.001	31.110	30.231	217.3	4:50.673
4	1	1:27.985	25.941	31.637	30.407	198.9	6:18.658
5	1	1:30.779	27.697	31.947	31.135	202.6	7:49.437

121 Chevron B21 1972 — P-2L
1.Pascal GERBOUT

Lap	D	Time	Sector 1	Sector 2	Sector 3	T. Spd	Elapsed
1	1	4:42.474 B	1:02.184	37.898	3:02.392	94.3	4:42.474
2	1	1:44.679	36.905	34.981	32.793	115.9	6:27.153
3	1	18:03.014 B	29.030	32.823	...	191.5	24:30.167
4	1	1:46.681	39.293	34.938	32.450	108.2	26:16.848
5	1	1:31.789	26.517	31.984	33.288	196.7	27:48.637
6	1	1:28.692	25.087	31.851	31.754	203.0	29:17.329
7	1	11:58.414 B	27.207	33.545	...	190.1	41:15.743
8	1	1:40.250	36.026	32.029	32.195	124.1	42:55.993
9	1	1:27.212	25.597	30.984	30.631	214.7	44:23.205
10	1	1:25.002	23.734	30.425	30.843	239.5	45:48.207
11	1	3:15.361 B	24.381	30.361	2:20.619	231.8	49:03.568
12	1	1:34.819	32.808	31.389	30.622	131.9	50:38.387

600 Lola T600 1981 — P+2L
1.Philippe SCEMAMA

Lap	D	Time	Sector 1	Sector 2	Sector 3	T. Spd	Elapsed
1	1	1:48.677	41.311	34.576	32.790	130.1	1:48.677
2	1	1:27.239	26.165	31.509	29.565	176.5	3:15.916
3	1	1:27.408	24.498	31.683	31.227	192.5	4:43.324
4	1	18:53.840 B	33.197	36.556	...	145.4	23:37.164
5	1	1:41.357	38.002	32.932	30.423	104.7	25:18.521
6	1	1:27.330	26.674	31.309	29.347	181.8	26:45.851
7	1	1:23.529	24.420	30.574	28.535	192.9	28:09.380
8	1	1:24.170	23.885	31.839	28.446	199.6	29:33.550
9	1	11:00.904 B	23.861	38.790	9:58.253	208.5	40:34.454
10	1	1:31.646	31.441	31.083	29.122	146.7	42:06.100
11	1	1:22.697	23.662	30.087	28.948	197.4	43:28.797
12	1	1:21.920	23.452	30.225	28.243	206.9	44:50.717
13	1	1:22.534	23.227	30.623	28.684	214.3	46:13.251
14	1	1:21.677	22.899	30.274	28.504	220.0	47:34.928
15	1	1:25.032	23.208	32.704	29.120	225.0	48:59.960
16	1	1:25.113	23.041	33.171	28.901	224.1	50:25.073