

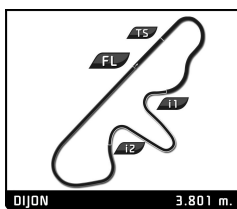
CLASSIC ENDURANCE RACING 1

GRAND PRIX DE L'AGE D'OR

QUALIFYING

Sector Analysis

							Personal Best			Session Best			B Crossing the finish line in pit lane																										
Lap	D	Time	Sector 1	Sector 2	Sector 3	T. Spd	Elapsed	Lap	D	Time	Sector 1	Sector 2	Sector 3	T. Spd	Elapsed																								
2 Lola T210 1970 1.Frank JACOB 2.Arnd MEIER P+2L							<table border="1"> <tr><td>17</td><td>2</td><td>1:32.161</td><td>25.454</td><td>34.249</td><td>32.458</td><td>206.9</td><td>38:14.215</td></tr> <tr><td>18</td><td>2</td><td>1:30.232</td><td>25.629</td><td>32.938</td><td>31.665</td><td>210.9</td><td>39:44.447</td></tr> <tr><td>19</td><td>2</td><td>1:30.053</td><td>25.465</td><td>33.120</td><td>31.468</td><td>203.8</td><td>41:14.500</td></tr> </table>									17	2	1:32.161	25.454	34.249	32.458	206.9	38:14.215	18	2	1:30.232	25.629	32.938	31.665	210.9	39:44.447	19	2	1:30.053	25.465	33.120	31.468	203.8	41:14.500
17	2	1:32.161	25.454	34.249	32.458	206.9	38:14.215																																
18	2	1:30.232	25.629	32.938	31.665	210.9	39:44.447																																
19	2	1:30.053	25.465	33.120	31.468	203.8	41:14.500																																
4 Porsche 908/03 1971 1.Henrique GEMPERLE 2.Marc de SIEBENTHAL P+2L							<table border="1"> <tr><td>17</td><td>2</td><td>1:32.161</td><td>25.454</td><td>34.249</td><td>32.458</td><td>206.9</td><td>38:14.215</td></tr> <tr><td>18</td><td>2</td><td>1:30.232</td><td>25.629</td><td>32.938</td><td>31.665</td><td>210.9</td><td>39:44.447</td></tr> <tr><td>19</td><td>2</td><td>1:30.053</td><td>25.465</td><td>33.120</td><td>31.468</td><td>203.8</td><td>41:14.500</td></tr> </table>									17	2	1:32.161	25.454	34.249	32.458	206.9	38:14.215	18	2	1:30.232	25.629	32.938	31.665	210.9	39:44.447	19	2	1:30.053	25.465	33.120	31.468	203.8	41:14.500
17	2	1:32.161	25.454	34.249	32.458	206.9	38:14.215																																
18	2	1:30.232	25.629	32.938	31.665	210.9	39:44.447																																
19	2	1:30.053	25.465	33.120	31.468	203.8	41:14.500																																
7 Lola T70 Mk.3B 1969 1.Toni SEILER P+2L							<table border="1"> <tr><td>17</td><td>2</td><td>1:32.161</td><td>25.454</td><td>34.249</td><td>32.458</td><td>206.9</td><td>38:14.215</td></tr> <tr><td>18</td><td>2</td><td>1:30.232</td><td>25.629</td><td>32.938</td><td>31.665</td><td>210.9</td><td>39:44.447</td></tr> <tr><td>19</td><td>2</td><td>1:30.053</td><td>25.465</td><td>33.120</td><td>31.468</td><td>203.8</td><td>41:14.500</td></tr> </table>									17	2	1:32.161	25.454	34.249	32.458	206.9	38:14.215	18	2	1:30.232	25.629	32.938	31.665	210.9	39:44.447	19	2	1:30.053	25.465	33.120	31.468	203.8	41:14.500
17	2	1:32.161	25.454	34.249	32.458	206.9	38:14.215																																
18	2	1:30.232	25.629	32.938	31.665	210.9	39:44.447																																
19	2	1:30.053	25.465	33.120	31.468	203.8	41:14.500																																
11 Ford GT40 (C) 1965 1.Frederic WAKEMAN 2.Mike GRANT-PETERKIN GT1							<table border="1"> <tr><td>17</td><td>2</td><td>1:32.161</td><td>25.454</td><td>34.249</td><td>32.458</td><td>206.9</td><td>38:14.215</td></tr> <tr><td>18</td><td>2</td><td>1:30.232</td><td>25.629</td><td>32.938</td><td>31.665</td><td>210.9</td><td>39:44.447</td></tr> <tr><td>19</td><td>2</td><td>1:30.053</td><td>25.465</td><td>33.120</td><td>31.468</td><td>203.8</td><td>41:14.500</td></tr> </table>									17	2	1:32.161	25.454	34.249	32.458	206.9	38:14.215	18	2	1:30.232	25.629	32.938	31.665	210.9	39:44.447	19	2	1:30.053	25.465	33.120	31.468	203.8	41:14.500
17	2	1:32.161	25.454	34.249	32.458	206.9	38:14.215																																
18	2	1:30.232	25.629	32.938	31.665	210.9	39:44.447																																
19	2	1:30.053	25.465	33.120	31.468	203.8	41:14.500																																
13 Porsche 911 Carrera RSR 2.8 1974 1.Oren NATAF GT1							<table border="1"> <tr><td>17</td><td>2</td><td>1:32.161</td><td>25.454</td><td>34.249</td><td>32.458</td><td>206.9</td><td>38:14.215</td></tr> <tr><td>18</td><td>2</td><td>1:30.232</td><td>25.629</td><td>32.938</td><td>31.665</td><td>210.9</td><td>39:44.447</td></tr> <tr><td>19</td><td>2</td><td>1:30.053</td><td>25.465</td><td>33.120</td><td>31.468</td><td>203.8</td><td>41:14.500</td></tr> </table>									17	2	1:32.161	25.454	34.249	32.458	206.9	38:14.215	18	2	1:30.232	25.629	32.938	31.665	210.9	39:44.447	19	2	1:30.053	25.465	33.120	31.468	203.8	41:14.500
17	2	1:32.161	25.454	34.249	32.458	206.9	38:14.215																																
18	2	1:30.232	25.629	32.938	31.665	210.9	39:44.447																																
19	2	1:30.053	25.465	33.120	31.468	203.8	41:14.500																																
15 Chevron B19 1971 1.John EMBERSON 2.Nigel GREENSALL P-2L							<table border="1"> <tr><td>17</td><td>2</td><td>1:32.161</td><td>25.454</td><td>34.249</td><td>32.458</td><td>206.9</td><td>38:14.215</td></tr> <tr><td>18</td><td>2</td><td>1:30.232</td><td>25.629</td><td>32.938</td><td>31.665</td><td>210.9</td><td>39:44.447</td></tr> <tr><td>19</td><td>2</td><td>1:30.053</td><td>25.465</td><td>33.120</td><td>31.468</td><td>203.8</td><td>41:14.500</td></tr> </table>									17	2	1:32.161	25.454	34.249	32.458	206.9	38:14.215	18	2	1:30.232	25.629	32.938	31.665	210.9	39:44.447	19	2	1:30.053	25.465	33.120	31.468	203.8	41:14.500
17	2	1:32.161	25.454	34.249	32.458	206.9	38:14.215																																
18	2	1:30.232	25.629	32.938	31.665	210.9	39:44.447																																
19	2	1:30.053	25.465	33.120	31.468	203.8	41:14.500																																



CLASSIC ENDURANCE RACING 1 GRAND PRIX DE L'AGE D'OR QUALIFYING

Sector Analysis

Personal Best Session Best B Crossing the finish line in pit lane

Table with 10 columns: Lap, D, Time, Sector 1, Sector 2, Sector 3, T. Spd, Elapsed. Rows 22-26 and 7-9.

Driver 25: Porsche 911 Carrera RSR 3.0 (C) 1974. 1. Uwe KOLB, 2. Lorenzo ROCCO DI TORR. GT1. Lap data table.

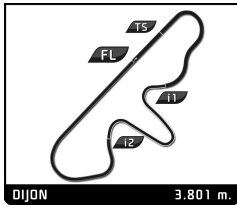
Driver 36: Porsche 910 1967. 1. Jürgen RUDOLPH. P-2L. Lap data table.

Driver 40: Ford GT40 1968. 1. Philippe SCEMAMA. GT1. Lap data table.

Driver 33: Lola T70 Mk.3 1967. 1. Patrick JACK. P+2L. Lap data table.

Driver 44: Chevron B19 1971. 1. Rory JACK. P-2L. Lap data table.

Driver 35: Lola T70 Mk.3B 1969. 1. Armand MILLE. P+2L. Lap data table.



CLASSIC ENDURANCE RACING 1 GRAND PRIX DE L'AGE D'OR QUALIFYING

Sector Analysis

Personal Best Session Best B Crossing the finish line in pit lane

Table with columns: Lap, D, Time, Sector 1, Sector 2, Sector 3, T. Spd, Elapsed. Rows 10-14.

Table for driver 45: Chevron B19 1971. Header: 45, Driver Name, Car Model, P-2L. Rows 1-18.

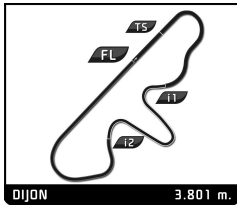
Table for driver 47: Lola T70 Mk.2 1966. Header: 47, Driver Name, Car Model, P+2L. Rows 1-20.

Table for driver 48: Porsche 908/03 1969. Header: 48, Driver Name, Car Model, P+2L. Rows 1-5.

Table with columns: Lap, D, Time, Sector 1, Sector 2, Sector 3, T. Spd, Elapsed. Rows 6-19.

Table for driver 52: Porsche 911 Carrera RSR 3.0 1974. Header: 52, Driver Name, Car Model, GT1. Rows 1-23.

Table for driver 58: Chevron B19 1971. Header: 58, Driver Name, Car Model, P-2L. Rows 1-14.



CLASSIC ENDURANCE RACING 1 GRAND PRIX DE L'AGE D'OR QUALIFYING

Sector Analysis

■ Personal Best ■ Session Best B Crossing the finish line in pit lane

Lap	D	Time	Sector 1	Sector 2	Sector 3	T. Spd	Elapsed	Lap	D	Time	Sector 1	Sector 2	Sector 3	T. Spd	Elapsed
15	1	1:26.591	23.330	30.696	32.565	243.2	30:23.382	15	1	1:30.827	25.251	32.673	32.903	232.8	31:56.145
16	1	1:26.139	23.789	30.573	31.777	243.2	31:49.521	16	1	1:30.837	24.649	32.879	33.309	235.8	33:26.982
17	1	1:29.347	25.520	31.158	32.669	225.9	33:18.868	17	1	1:27.989	24.213	32.318	31.458	226.4	34:54.971
18	1	1:24.188	23.747	30.321	30.120	242.2	34:43.056	18	1	1:26.701	24.194	31.642	30.865	230.8	36:21.672
19	1	1:23.865	23.212	30.537	30.116	242.2	36:06.921								
20	1	1:25.937	23.541	30.810	31.586	228.3	37:32.858								
21	1	1:25.170	23.326	30.263	31.581	238.4	38:58.028								
22	1	1:37.833	24.498	39.378	33.957	214.3	40:35.861								
23	1	1:23.922	23.281	30.562	30.079	240.0	41:59.783								
24	1	1:23.665	23.166	30.634	29.865	242.2	43:23.448								
25	1	1:23.409	23.153	30.164	30.092	242.2	44:46.857								

Lap	D	Time	Sector 1	Sector 2	Sector 3	T. Spd	Elapsed
1	1	3:05.408	1:50.413	38.246	36.749	112.5	3:05.408
2	1	1:41.454	28.913	35.706	36.835	176.5	4:46.862
3	1	1:40.177	28.727	35.270	36.180	194.9	6:27.039
4	1	1:42.318	29.014	36.178	37.126	206.9	8:09.357
5	1	8:40.442 B	29.828	35.897	7:34.717	170.9	16:49.799
6	1	1:49.881	34.905	36.935	38.041	130.1	18:39.680
7	1	1:40.040	27.883	35.487	36.670	185.9	20:19.720
8	1	2:16.669	28.693	43.861	1:04.115	182.4	22:36.389
9	1	2:17.569	50.781	49.298	37.490	77.9	24:53.958
10	1	1:40.297	27.965	35.419	36.913	196.0	26:34.255
11	1	1:40.423	29.247	35.424	35.752	187.2	28:14.678
12	1	1:42.337	29.293	36.146	36.898	200.0	29:57.015
13	1	1:43.904	29.315	36.541	38.048	200.0	31:40.919
14	1	1:39.950	28.205	34.833	36.912	197.1	33:20.869
15	1	1:39.617	27.446	35.932	36.239	214.3	35:00.486
16	1	1:38.947	28.196	35.146	35.605	210.1	36:39.433
17	1	1:37.227	27.141	34.596	35.490	203.4	38:16.660
18	1	1:37.374	27.225	34.788	35.361	211.8	39:54.034
19	1	1:37.555	26.949	35.000	35.606	204.2	41:31.589
20	1	1:37.604	27.735	34.571	35.298	187.8	43:09.193
21	1	1:35.716	26.468	33.842	35.406	220.9	44:44.909
22	1	1:37.763	26.823	34.822	36.118	223.6	46:22.672
23	1	1:39.184	27.467	34.998	36.719	192.5	48:01.856
24	1	1:38.084	27.579	34.677	35.828	217.7	49:39.940
25	1	1:38.241	27.842	34.699	35.700	175.6	51:18.181
26	1	1:38.264	27.312	35.029	35.923	209.7	52:56.445

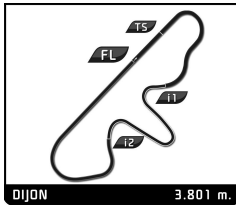
Lap	D	Time	Sector 1	Sector 2	Sector 3	T. Spd	Elapsed
1	1	2:28.113	1:18.272	36.283	33.558	102.4	2:28.113
2	1	1:30.091	25.525	32.683	31.883	213.9	3:58.204
3	1	1:30.105	24.770	33.115	32.220	223.6	5:28.309
4	1	1:28.550	24.330	32.268	31.952	224.1	6:56.859
5	1	1:28.488	24.132	32.202	32.154	237.9	8:25.347
6	1	8:07.017 B	23.996	32.382	7:10.639	236.8	16:32.364
7	1	1:41.848	33.944	36.073	31.831	123.9	18:14.212
8	1	1:30.486	25.363	33.254	31.869	224.5	19:44.698
9	1	1:53.598	26.521	34.158	52.919	216.0	21:38.296
10	1	2:41.744	50.250	49.806	1:01.688	78.8	24:20.040
11	1	1:33.403	28.355	33.011	32.037	183.7	25:53.443
12	1	1:27.560	24.187	31.940	31.433	226.4	27:21.003
13	1	1:31.438	24.061	31.857	35.520	231.3	28:52.441
14	1	1:32.877	28.104	32.945	31.828	177.6	30:25.318

Lap	D	Time	Sector 1	Sector 2	Sector 3	T. Spd	Elapsed
1	1	2:56.806	1:43.865	37.047	35.894	93.8	2:56.806
2	1	1:39.914	28.123	36.039	35.752	196.7	4:36.720
3	1	1:36.940	27.465	36.145	33.330	194.6	6:13.660
4	1	1:36.032	26.595	36.044	33.393	220.9	7:49.692
5	1	1:35.847	26.328	35.632	33.887	214.3	9:25.539
6	1	7:33.459 B	33.555			156.1	16:58.998
7	1	1:44.721	33.817	36.883	34.021	143.2	18:43.719
8	1	1:37.449	27.938	36.352	33.159	186.9	20:21.168
9	1	2:24.977	27.753	50.133	1:07.091	192.2	22:46.145
10	1	2:11.885	50.194	46.628	35.063	81.2	24:58.030
11	1	1:35.228	26.850	34.623	33.755	205.7	26:33.258
12	1	1:37.234	26.604	36.778	33.852	205.3	28:10.492
13	1	1:34.875	26.723	35.029	33.123	206.1	29:45.367
14	1	1:34.133	26.267	33.925	33.941	221.8	31:19.500
15	1	1:34.070	26.374	34.749	32.947	208.5	32:53.570
16	1	1:33.995	26.609	34.582	32.804	209.7	34:27.565
17	1	1:33.491	26.294	34.000	33.197	204.9	36:01.056
18	1	1:34.233	26.588	34.568	33.077	206.5	37:35.289
19	1	1:31.980	25.825	33.696	32.459	224.1	39:07.269
20	1	1:31.899	25.922	33.507	32.470	226.4	40:39.168
21	1	1:31.110	25.671	33.348	32.091	224.1	42:10.278
22	1	1:42.384	29.079	40.472	32.833	202.6	43:52.662
23	1	1:31.374	25.696	33.340	32.338	217.3	45:24.036
24	1	7:27.160 B	25.933	36.209	6:25.018	214.7	52:51.196

Lap	D	Time	Sector 1	Sector 2	Sector 3	T. Spd	Elapsed
1	1	2:43.966	1:31.068	37.017	35.881	114.8	2:43.966
2	1	1:33.040	25.530	34.418	33.092	212.2	4:17.006
3	1	1:31.421	25.080	33.135	33.206	223.6	5:48.427
4	1	1:31.944	25.002	33.127	33.815	231.8	7:20.371
5	1	1:31.561	25.070	32.851	33.640	227.4	8:51.932

Lap	D	Time	Sector 1	Sector 2	Sector 3	T. Spd	Elapsed
1	1	2:13.406	55.752	40.287	37.367	118.6	2:13.406
2	1	1:37.558	28.255	35.624	33.679	183.1	3:50.964
3	1	1:36.902	27.163	35.812	33.927	209.3	5:27.866
4	1	1:38.110	28.353	35.480	34.277	181.5	7:05.976
5	1	1:36.733	26.940	35.859	33.934	205.7	8:42.709

Lap	D	Time	Sector 1	Sector 2	Sector 3	T. Spd	Elapsed
1	1	3:40.628	2:31.635	35.010	33.983	136.2	3:40.628
2	1	1:32.653	26.631	33.219	32.803	196.4	5:13.281
3	1	1:30.787	25.160	32.684	32.943	221.3	6:44.068
4	1	1:30.860	25.108	32.481	33.271	226.4	8:14.928
5	1	1:30.629	24.945	32.499	33.185	229.8	9:45.557
6	1	6:40.189 B	37.710	43.929	5:18.550	145.4	16:25.746
7	1	1:37.258	31.555	32.621	33.082	143.8	18:03.004



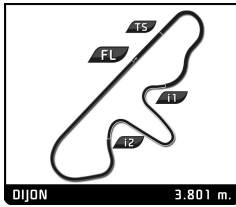
CLASSIC ENDURANCE RACING 1 GRAND PRIX DE L'AGE D'OR QUALIFYING

Sector Analysis

■ Personal Best ■ Session Best ■ Crossing the finish line in pit lane

Lap	D	Time	Sector 1	Sector 2	Sector 3	T. Spd	Elapsed
<div style="border: 1px solid black; padding: 2px; display: inline-block;">86</div> Lola T70 Mk.3B 1969 1.Eric MESTDAGH P+2L							
1	1	2:09.825	1:00.491	35.654	33.680	112.1	2:09.825
2	1	1:31.184	26.705	32.768	31.711	202.6	3:41.009
3	1	1:29.356	25.572	32.167	31.617	215.1	5:10.365
4	1	1:28.581	24.827	32.044	31.710	218.6	6:38.946
5	1	1:31.785	25.509	34.038	32.238	209.3	8:10.731
6	1	8:23.754 B	26.686	31.612	7:25.456	188.5	16:34.485
7	1	1:40.067	33.967	34.332	31.768	130.9	18:14.552
8	1	1:31.108	25.563	34.630	30.915	216.0	19:45.660
9	1	1:48.197	25.624	33.330	49.243	230.8	21:33.857
10	1	2:43.679	50.291	52.574	1:00.814	76.4	24:17.536
<div style="border: 1px solid black; padding: 2px; display: inline-block;">89</div> McLaren M6B 1968 1.Max BANKS P+2L 2.Andrew BANKS							
1	2	1:40.584	38.770	31.978	29.836	136.7	1:40.584
2	2	1:25.913	23.951	32.547	29.415	248.3	3:06.497
3	2	1:25.736	23.433	31.755	30.548	243.2	4:32.233
4	2	1:22.983	23.249	30.277	29.457	237.4	5:55.216
5	2	1:23.500	23.199	30.750	29.551	255.9	7:18.716
6	2	1:23.607	23.382	30.725	29.500	254.1	8:42.323
<div style="border: 1px solid black; padding: 2px; display: inline-block;">91</div> Ferrari 365 GTB/4 Competizione 1972 1. Mr STEEL GT1 2.Toni VILANDER							
1	1	5:47.864 B	1:53.341	50.047	3:04.476	89.0	5:47.864
2	1	2:05.205	42.036	41.723	41.446	101.8	7:53.069
3	1	8:47.674 B	32.260	39.663	7:35.751	159.8	16:40.743
4	1	2:00.249	39.729	40.760	39.760	109.2	18:40.992
5	1	1:47.547	30.465	40.056	37.026	168.0	20:28.539
6	1	4:03.711 B	31.185	46.628	2:45.898	180.3	24:32.250
7	1	1:53.786	37.350	39.155	37.281	129.7	26:26.036
8	1	1:46.768	30.851	38.715	37.202	171.4	28:12.804
9	1	1:46.093	30.785	37.936	37.372	174.8	29:58.897
10	1	1:46.474	28.977	38.248	39.249	185.9	31:45.371
11	1	1:42.458	29.001	37.504	35.953	191.8	33:27.829
12	1	1:45.475	30.387	38.217	36.871	166.2	35:13.304
13	1	1:42.737	29.135	37.467	36.135	182.1	36:56.041
<div style="border: 1px solid black; padding: 2px; display: inline-block;">97</div> Chevron B19 1971 1.Emmanuel BRIGAND P-2L							
1	1	2:12.386	1:04.938	34.329	33.119	133.5	2:12.386
2	1	1:27.990	24.403	31.732	31.855	224.1	3:40.376
3	1	1:28.053	23.943	32.247	31.863	231.8	5:08.429
4	1	1:26.666	23.960	31.941	30.765	232.3	6:35.095
5	1	9:49.149 B	26.215	32.723	8:50.211	186.9	16:24.244
6	1	1:32.898	30.088	32.331	30.479	158.1	17:57.142
7	1	1:26.057	24.125	31.446	30.486	208.1	19:23.199
8	1	1:26.525	23.344	31.375	31.806	238.4	20:49.724
9	1	2:27.361	33.866	46.842	1:06.653	198.9	23:17.085
10	1	1:57.208	54.270	31.840	31.098	74.6	25:14.293
11	1	1:26.757	23.907	31.385	31.465	241.1	26:41.050
12	1	1:27.891	23.672	32.336	31.883	226.4	28:08.941
13	1	1:25.531	23.628	31.276	30.627	241.6	29:34.472
14	1	1:29.442	23.084	31.323	35.035	241.6	31:03.914
15	1	1:25.914	23.594	31.501	30.819	238.9	32:29.828
16	1	1:25.786	23.272	31.627	30.887	244.3	33:55.614

Lap	D	Time	Sector 1	Sector 2	Sector 3	T. Spd	Elapsed
17	1	6:43.493 B	33.913	42.952	5:26.628	167.4	40:39.107
18	1	1:34.411	31.809	31.566	31.036	136.0	42:13.518
19	1	1:25.132	23.449	31.097	30.586	243.2	43:38.650
20	1	1:25.466	23.197	31.855	30.414	242.2	45:04.116
21	1	1:26.746	23.225	32.500	31.021	244.9	46:30.862
22	1	1:26.553	23.407	31.466	31.680	231.8	47:57.415
23	1	1:35.174	23.469	32.442	39.263	242.7	49:32.589
24	1	1:26.663	23.630	31.656	31.377	231.8	50:59.252
25	1	1:28.263	23.993	32.986	31.284	227.4	52:27.515
<div style="border: 1px solid black; padding: 2px; display: inline-block;">110</div> Lola T70 Mk.3 1967 1.Philippe GIAUQUE P+2L							
1	1	3:20.240	2:04.390	39.368	36.482	109.8	3:20.240
2	1	1:30.948	25.671	32.258	33.019	214.3	4:51.188
3	1	1:26.365	24.470	31.570	30.325	235.8	6:17.553
4	1	1:28.743	24.053	31.788	32.902	248.3	7:46.296
5	1	1:25.902	23.962	31.161	30.779	248.8	9:12.198
6	1	8:48.370 B	32.986	41.433	7:33.951	189.8	18:00.568
7	1	1:48.226	39.149	36.775	32.302	106.1	19:48.794
8	1	1:50.908	24.718	33.600	52.590	228.8	21:39.702
9	1	2:37.703	50.893	50.663	56.147	75.9	24:17.405
10	1	1:30.424	26.534	32.379	31.511	198.2	25:47.829
11	1	1:25.706	24.088	30.892	30.726	236.3	27:13.535
12	1	1:25.520	23.588	31.028	30.904	250.0	28:39.055
13	1	1:25.367	23.732	31.090	30.545	246.6	30:04.422
14	1	6:48.816 B	24.070	36.587	5:48.159	242.7	36:53.238
15	1	1:40.403	36.215	32.853	31.335	117.5	38:33.641
16	1	1:25.914	23.976	31.280	30.658	247.1	39:59.555
17	1	1:29.920	24.197	33.675	32.048	245.5	41:29.475
18	1	1:25.342	23.788	31.293	30.261	250.0	42:54.817
19	1	1:25.052	23.379	31.126	30.547	252.3	44:19.869
<div style="border: 1px solid black; padding: 2px; display: inline-block;">124</div> Lola T70 Mk.3B 1968 1.Emile BREITTMAYER P+2L							
1	1	2:45.434	1:33.615	37.611	34.208	140.1	2:45.434
2	1	1:30.232	27.159	32.384	30.689	198.9	4:15.666
3	1	1:27.088	24.590	32.141	30.357	240.5	5:42.754
4	1	4:20.177 B	25.280	31.573	3:23.324	227.4	10:02.931
5	1	5:56.739 B					15:59.670
6	1	1:45.562	43.308	31.748	30.506	165.9	17:45.232
7	1	1:24.842	23.669	31.056	30.117	252.3	19:10.074
8	1	1:27.724	25.232	32.598	29.894	251.7	20:37.798
9	1	2:35.688	27.755	59.513	1:08.420	257.8	23:13.486
10	1	1:55.662	53.925	31.578	30.159	66.6	25:09.148
11	1	1:27.059	23.801	33.022	30.236	241.1	26:36.207
12	1	1:28.348	24.541	33.461	30.346	242.2	28:04.555
13	1	1:24.527	23.750	30.904	29.873	235.8	29:29.082
14	1	1:26.051	23.454	31.932	30.665	262.1	30:55.133
15	1	1:25.311	23.311	31.623	30.377	261.5	32:20.444
16	1	1:24.044	23.199	30.896	29.949	256.5	33:44.488
17	1	1:26.933	23.379	30.786	32.768	246.0	35:11.421
18	1	1:25.830	24.492	31.010	30.328	233.3	36:37.251
19	1	1:25.145	23.129	31.298	30.718	257.8	38:02.396
20	1	1:23.820	23.250	30.963	29.607	252.3	39:26.216
21	1	1:24.412	23.192	30.986	30.234	262.1	40:50.628
22	1	3:27.768 B	23.279	31.326	2:33.163	253.5	44:18.396
23	1	1:32.828	30.491	31.809	30.528	174.2	45:51.224



CLASSIC ENDURANCE RACING 1

GRAND PRIX DE L'AGE D'OR

QUALIFYING

Sector Analysis

■ Personal Best
 ■ Session Best
 ■ B Crossing the finish line in pit lane

Lap	D	Time	Sector 1	Sector 2	Sector 3	T. Spd	Elapsed	Lap	D	Time	Sector 1	Sector 2	Sector 3	T. Spd	Elapsed
24	1	1:23.935	23.353	30.983	29.599	261.5	47:15.159								
25	1	1:24.861	23.188	31.424	30.249	250.6	48:40.020								
26	1	1:23.192	23.086	30.702	29.404	265.4	50:03.212								
27	1	1:25.046	23.091	31.317	30.638	262.1	51:28.258								
28	1	1:26.101	23.754	31.067	31.280	233.3	52:54.359								

191		Porsche 911 Carrera RSR 3.0 (C) 1974													
1.Eric FAURE		GT1													
1	1	2:40.545	1:17.942	42.839	39.764	118.2	2:40.545								
2	1	1:41.955	28.721	37.457	35.777	196.0	4:22.500								
3	1	1:41.005	29.529	36.220	35.256	205.3	6:03.505								
4	1	1:45.937	29.215	39.968	36.754	192.9	7:49.442								
5	1	1:38.389	27.297	35.628	35.464	210.1	9:27.831								
6	1	7:35.821 B	32.477			161.4	17:03.652								
7	1	1:47.114	35.003	35.414	36.697	124.3	18:50.766								
8	1	1:40.660	26.579	37.690	36.391	216.0	20:31.426								
9	1	2:23.275	29.465	50.485	1:03.325	187.2	22:54.701								
10	1	2:10.234	51.886	42.395	35.953	70.6	25:04.935								
11	1	1:39.278	27.716	36.084	35.478	200.0	26:44.213								
12	1	1:35.496	26.488	34.511	34.497	212.2	28:19.709								
13	1	1:38.526	27.043	35.401	36.082	215.6	29:58.235								
14	1	7:06.574 B	26.978	35.113	6:04.483	207.3	37:04.809								
15	1	1:50.342	35.930	38.329	36.083	116.6	38:55.151								
16	1	1:45.577	26.603	37.351	41.623	213.4	40:40.728								
17	1	1:36.342	26.756	34.681	34.905	214.7	42:17.070								
18	1	1:42.377	28.630	38.316	35.431	215.1	43:59.447								

290		Lola T290 1972													
1.Michael GANS		P-2L													
1	1	16:43.966 B	9:39.046	40.634	6:24.286	105.8	16:43.966								
2	1	1:37.417	33.241	32.688	31.488	122.3	18:21.383								
3	1	1:27.913	24.450	31.553	31.910	216.0	19:49.296								
4	1	1:47.586	24.505	31.500	51.581	235.3	21:36.882								
5	1	2:41.501	50.534	50.004	1:00.963	79.4	24:18.383								
6	1	1:29.631	26.504	31.594	31.533	194.6	25:48.014								
7	1	1:26.514	24.333	31.171	31.010	225.5	27:14.528								
8	1	1:25.373	23.476	30.854	31.043	228.8	28:39.901								
9	1	1:25.494	23.570	31.136	30.788	232.3	30:05.395								
10	1	1:30.221	23.732	31.459	35.030	237.9	31:35.616								
11	1	1:25.701	23.657	31.271	30.773	232.3	33:01.317								
12	1	1:25.986	23.534	31.367	31.085	230.8	34:27.303								
13	1	1:30.120	23.488	31.243	35.389	233.3	35:57.423								
14	1	1:26.564	24.140	31.296	31.128	232.8	37:23.987								
15	1	1:26.303	24.360	31.451	30.492	236.8	38:50.290								
16	1	1:24.914	23.211	30.815	30.888	237.9	40:15.204								
17	1	1:26.028	24.296	31.388	30.344	237.9	41:41.232								
18	1	1:25.498	23.654	31.231	30.613	238.9	43:06.730								
19	1	1:25.433	23.451	31.498	30.484	233.3	44:32.163								
20	1	1:44.155	28.651	37.584	37.920	235.8	46:16.318								
21	1	1:30.438	25.910	33.448	31.080	175.9	47:46.756								
22	1	1:25.683	23.542	31.447	30.694	233.3	49:12.439								
23	1	1:25.708	23.425	31.211	31.072	232.3	50:38.147								