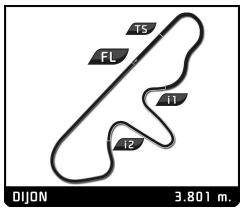

CLASSIC ENDURANCE RACING 1
GRAND PRIX DE L'AGE D'OR
PRIVATE PRACTICE

Sector Analysis

Personal Best | Session Best | **B** Crossing the finish line in pit lane

2 — Lola T210 1970
1.Frank JACOB
2.Arnd MEIER
P-2L

Lap	D	Time	Sector 1	Sector 2	Sector 3	T. Spd	Elapsed
1	2	1:54.187	48.012	33.498	32.677	112.5	1:54.187
2	2	1:31.480	25.245	32.986	33.249	174.5	3:25.667
3	2	17:56.653 B	24.703	31.328	...	217.7	21:22.320
4	2	1:37.504	32.570	32.280	32.654	128.4	22:59.824
5	2	1:27.561	25.369	31.222	30.970	220.9	24:27.385
6	2	1:25.396	24.082	30.665	30.649	222.7	25:52.781
7	2	1:24.762	23.462	30.749	30.551	238.4	27:17.543
8	2	5:28.136 B	24.076	30.636	4:33.424	243.2	32:45.679
9	1	1:50.708	41.483	35.679	33.546	126.6	34:36.387
10	1	1:33.657	27.015	34.164	32.478	170.1	36:10.044
11	1	1:31.850	25.247	33.054	33.549	211.8	37:41.894
12	1	1:33.096	27.157	33.412	32.527	180.0	39:14.990
13	1	1:32.261	25.841	33.025	33.395	193.2	40:47.251
14	1	1:30.605	25.420	33.055	32.130	208.5	42:17.856
15	1	1:31.118	25.481	33.070	32.567	211.8	43:48.974
16	1	1:30.524	25.338	32.637	32.549	222.7	45:19.498
17	1	1:30.827	25.422	32.772	32.633	224.1	46:50.325
18	1	1:30.652	25.050	32.824	32.778	228.8	48:20.977

4 — Porsche 908/03 1971
1.Henrique GEMPERLE
2.Marc de SIEBENTHAL
P+2L

Lap	D	Time	Sector 1	Sector 2	Sector 3	T. Spd	Elapsed
1	2	2:51.566	1:44.316	34.714	32.536	114.6	2:51.566
2	2	1:28.519	24.157	32.607	31.755	227.4	4:20.085
3	2	1:25.635	23.718	30.803	31.114	229.8	5:45.720
4	2	1:25.960	24.261	30.628	31.071	231.3	7:11.680
5	2	1:24.183	23.160	30.542	30.481	235.3	8:35.863
6	2	13:32.148 B	24.627	35.945	...	224.1	22:08.011
7	1	1:45.795	36.804	35.747	33.244	115.6	23:53.806
8	1	1:32.845	26.845	33.829	32.171	213.9	25:26.651
9	1	1:30.647	25.832	33.045	31.770	210.9	26:57.298
10	1	1:35.589	27.134	35.609	32.846	225.9	28:32.887
11	1	1:29.363	24.762	32.191	32.410	230.8	30:02.250
12	1	2:06.203	24.912	37.898	1:03.393	220.0	32:08.453
13	1	1:53.979	46.809	35.330	31.840	85.7	34:02.432
14	1	1:29.175	25.937	31.885	31.353	218.2	35:31.607
15	1	1:28.112	24.885	32.162	31.065	211.8	36:59.719
16	1	1:30.706	26.643	32.242	31.821	232.3	38:30.425
17	1	1:27.022	24.025	31.666	31.331	233.3	39:57.447
18	1	1:28.339	24.772	31.629	31.938	234.8	41:25.786
19	1	1:28.641	24.933	31.733	31.975	222.7	42:54.427
20	1	1:27.394	24.408	31.851	31.135	230.8	44:21.821
21	1	1:27.285	23.889	31.398	31.998	231.8	45:49.106
22	1	1:27.854	24.356	31.718	31.780	228.8	47:16.960

7 — Lola T70 Mk.3B 1969
1.Toni SEILER
P+2L

Lap	D	Time	Sector 1	Sector 2	Sector 3	T. Spd	Elapsed
1	1	4:00.236	2:47.712	35.708	36.816	128.7	4:00.236
2	1	1:38.121	29.223	34.013	34.885	146.9	5:38.357
3	1	1:30.366	25.462	32.944	31.960	214.7	7:08.723
4	1	1:26.585	24.344	31.335	30.906	228.8	8:35.308
5	1	13:31.088 B	24.290	33.253	...	226.9	22:06.396
6	1	1:42.126	34.694	34.404	33.028	132.5	23:48.522
7	1	1:33.871	27.995	33.241	32.635	208.5	25:22.393
8	1	1:33.778	25.625	33.161	34.992	201.9	26:56.171
9	1	1:28.626	26.592	31.821	30.213	204.9	28:24.797
10	1	1:29.068	25.925	31.593	31.550	198.5	29:53.865
11	1	5:19.480 B	26.399	39.711	4:13.370	208.5	35:13.345
12	1	1:34.515	32.521	31.765	30.229	158.8	36:47.860
13	1	1:25.960	25.196	30.886	29.878	241.1	38:13.820
14	1	1:26.810	24.380	31.363	31.067	221.8	39:40.630
15	1	1:25.349	24.384	30.862	30.103	226.9	41:05.979

11 — Ford GT40 (C) 1965
1.Frederic WAKEMAN
2.Mike GRANT-PETERKIN
GT1

Lap	D	Time	Sector 1	Sector 2	Sector 3	T. Spd	Elapsed
1	1	23:51.482	...	36.206	38.017	113.4	23:51.482
2	1	1:38.612	29.855	36.215	32.542	181.8	25:30.094
3	1	1:33.336	26.598	34.259	32.479	188.5	27:03.430
4	1	3:19.554 B	25.898	35.702	2:17.954	209.3	30:22.984
5	2	2:48.363	48.460	53.184	1:06.719	101.7	33:11.347
6	2	1:40.160	30.607	36.110	33.443	145.2	34:51.507
7	2	1:34.623	25.999	35.450	33.174	203.8	36:26.130
8	2	1:32.761	26.323	34.364	32.074	199.6	37:58.891
9	2	1:32.087	25.772	33.874	32.441	204.5	39:30.978
10	2	1:32.007	25.920	34.002	32.085	204.2	41:02.985
11	2	1:32.429	25.855	34.140	32.434	208.1	42:35.414
12	2	1:32.622	26.233	34.397	31.992	208.9	44:08.036
13	2	1:35.282	27.233	34.931	33.118	193.5	45:43.318
14	2	1:37.700	26.127	35.610	35.963	200.4	47:21.018

13 — Porsche 911 Carrera RSR 2.8 1974
1.Oren NATAF
GT1

Lap	D	Time	Sector 1	Sector 2	Sector 3	T. Spd	Elapsed
1	1	2:38.724	1:16.934	42.667	39.123	108.7	2:38.724
2	1	1:49.782	30.296	40.018	39.468	172.8	4:28.506
3	1	1:46.713	30.099	38.059	38.555	191.2	6:15.219
4	1	1:54.820	32.861	40.298	41.661	173.4	8:10.039
5	1	1:47.277	29.677	38.214	39.386	186.2	9:57.316
6	1	11:46.033 B	40.329	50.604	...	173.9	21:43.349
7	1	2:05.775	42.236	41.628	41.911	103.9	23:49.124
8	1	1:52.603	31.279	42.151	39.173	178.8	25:41.727
9	1	1:50.380	30.182	40.099	40.099	194.2	27:32.107
10	1	1:51.879	31.013	40.914	39.952	185.9	29:23.986
11	1	4:54.287 B	31.162	38.092	3:45.033	181.8	34:18.273
12	1	2:03.077	43.018	40.421	39.638	103.8	36:21.350
13	1	1:44.916	28.933	37.974	38.009	193.9	38:06.266
14	1	1:47.375	30.547	38.167	38.661	189.5	39:53.641
15	1	1:47.662	30.706	37.311	39.645	189.5	41:41.303

15 — Chevron B19 1971
1.John EMBERSON
2.Nigel GREENSALL
P-2L

Lap	D	Time	Sector 1	Sector 2	Sector 3	T. Spd	Elapsed
1	1	2:09.136	57.888	36.832	34.416	113.7	2:09.136
2	1	1:30.593	25.567	33.217	31.809	200.4	3:39.729
3	1	1:29.423	24.813	32.793	31.817	222.2	5:09.152
4	1	1:29.520	25.835	32.459	31.226	199.3	6:38.672
5	1	1:29.521	25.155	32.735	31.631	204.5	8:08.193
6	1	13:15.897 B	24.942	32.654	...	224.5	21:24.090
7	1	1:38.524	33.592	33.229	31.703	130.9	23:02.614
8	1	1:57.500 B	25.066	31.611	1:00.823	198.2	25:00.114
9	1	1:35.989	31.687	31.958	32.344	153.2	26:36.103
10	1	1:34.161	25.673	36.473	32.015	196.0	28:10.264
11	1	1:36.360	30.905	32.814	32.641	157.2	29:46.624
12	1	4:15.018 B	25.540	36.384	3:13.094	188.8	34:01.642

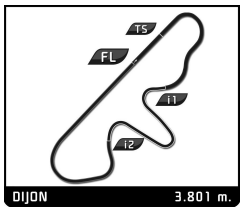

CLASSIC ENDURANCE RACING 1
GRAND PRIX DE L'AGE D'OR
PRIVATE PRACTICE

Sector Analysis

Personal Best | Session Best | **B** Crossing the finish line in pit lane

Lap	D	Time	Sector 1	Sector 2	Sector 3	T. Spd	Elapsed
13	2	1:38.721	31.466	32.078	35.177	141.9	35:40.363
14	2	1:24.502	23.910	30.245	30.347	224.1	37:04.865
15	2	1:39.497	27.167	40.031	32.299	211.4	38:44.362
16	2	1:26.501	23.156	31.156	32.189	231.8	40:10.863
17	2	1:23.349	22.854	30.351	30.144	238.4	41:34.212
18	2	4:45.613 B	22.976	30.246	3:52.391	236.3	46:19.825
19	1	1:38.875	34.147	32.270	32.458	128.6	47:58.700

16 Lola T212 1971
1.Serge KRIKNOFF — P-2L

Lap	D	Time	Sector 1	Sector 2	Sector 3	T. Spd	Elapsed
1	1	23:38.568	...	35.187	33.836	111.2	23:38.568
2	1	1:31.893	26.723	32.540	32.630	206.5	25:10.461
3	1	1:27.409	25.375	31.160	30.874	213.9	26:37.870
4	1	1:29.768	24.219	32.838	32.711	225.5	28:07.638
5	1	1:32.944	29.512	32.028	31.404	146.7	29:40.582
6	1	4:29.707 B	24.227	33.108	3:32.372	235.8	34:10.289
7	1	1:40.541	37.080	32.067	31.394	111.1	35:50.830
8	1	1:25.568	24.307	30.640	30.621	218.2	37:16.398
9	1	4:18.924 B	26.742	35.950	3:16.232	216.0	41:35.322
10	1	1:42.707	38.853	32.638	31.216	105.1	43:18.029
11	1	1:26.719	24.399	31.066	31.254	227.8	44:44.748
12	1	1:25.237	24.268	30.673	30.296	232.8	46:09.985
13	1	1:25.580	24.439	30.488	30.653	215.1	47:35.565

17 Chevron B8 1969
1.Benjamin HATTON — P-2L

Lap	D	Time	Sector 1	Sector 2	Sector 3	T. Spd	Elapsed
1	1	2:12.039	59.793	36.723	35.523	144.2	2:12.039
2	1	1:35.273	27.693	33.899	33.681	204.9	3:47.312
3	1	1:32.462	25.729	32.976	33.757	223.6	5:19.774
4	1	1:33.399	26.193	33.707	33.499	208.5	6:53.173
5	1	1:31.464	25.339	32.505	33.620	225.5	8:24.637

19 Chevron B19 1971
1.Rolf SIGRIST — P-2L

Lap	D	Time	Sector 1	Sector 2	Sector 3	T. Spd	Elapsed
1	1	4:45.241 B	1:36.665	36.973	2:31.603	84.6	4:45.241
2	1	1:43.427	35.369	34.717	33.341	134.5	6:28.668
3	1	1:37.533	26.290	35.806	35.437	196.4	8:06.201
4	1	1:31.239	25.990	33.265	31.984	205.7	9:37.440
5	1	12:11.115 B	24.596			225.0	21:48.555
6	1	1:49.488	38.393	37.014	34.081	109.0	23:38.043
7	1	1:32.584	26.787	32.686	33.111	231.3	25:10.627
8	1	1:31.751	27.510	32.449	31.792	206.5	26:42.378
9	1	1:29.697	24.802	32.438	32.457	233.3	28:12.075
10	1	1:37.162	31.095	33.683	32.384	171.7	29:49.237
11	1	4:02.883 B	29.727	38.533	2:54.623	149.4	33:52.120
12	1	1:36.674	31.630	32.700	32.344	153.6	35:28.794
13	1	1:32.280	24.624	36.227	31.429	235.3	37:01.074
14	1	1:29.594	25.686	32.631	31.277	226.4	38:30.668
15	1	1:27.265	24.388	31.751	31.126	214.7	39:57.933
16	1	1:27.907	25.138	31.522	31.247	223.6	41:25.840
17	1	1:27.687	24.276	31.663	31.748	233.3	42:53.527
18	1	1:26.714	24.372	31.433	30.909	235.8	44:20.241
19	1	1:27.131	24.341	31.687	31.103	236.8	45:47.372
20	1	1:29.244	24.575	32.479	32.190	238.4	47:16.616

21 De Tomaso Pantera Gr. IV 1975
1.Detlef VON DER LIECK
2.Ralf KELLENERS — GT1

Lap	D	Time	Sector 1	Sector 2	Sector 3	T. Spd	Elapsed
1	2	2:40.114	1:30.190	35.850	34.074	111.1	2:40.114
2	2	1:33.693	28.155	33.405	32.133	180.3	4:13.807
3	2	1:30.838	25.396	32.760	32.682	219.1	5:44.645
4	2	1:29.818	25.185	32.747	31.886	210.5	7:14.463
5	2	14:38.767 B	25.677	33.484	...	201.5	21:53.230
6	1	1:50.236	39.122	36.309	34.805	103.1	23:43.466
7	1	1:40.336	30.289	34.464	35.583	188.5	25:23.802
8	1	1:39.700	28.389	36.676	34.635	197.8	27:03.502
9	1	1:39.559	30.029	35.444	34.086	171.2	28:43.061
10	1	1:40.121	29.837	35.876	34.408	161.7	30:23.182
11	1	2:11.508	36.046	42.000	53.462	149.0	32:34.690
12	1	1:51.730	41.559	35.942	34.229	88.5	34:26.420
13	1	1:36.174	27.856	34.470	33.848	214.3	36:02.594
14	1	1:37.884	28.269	35.481	34.134	196.0	37:40.478
15	1	1:37.896	28.588	35.342	33.966	185.2	39:18.374
16	1	1:35.991	28.032	34.349	33.610	185.2	40:54.365
17	1	1:35.420	27.660	34.718	33.042	192.5	42:29.785
18	1	1:36.730	27.712	35.222	33.796	181.8	44:06.515
19	1	1:35.010	27.820	34.211	32.979	192.2	45:41.525
20	1	1:34.777	27.205	34.064	33.508	196.4	47:16.302

24 Lola T212 1971
1.Christophe BEAUDON — P-2L

Lap	D	Time	Sector 1	Sector 2	Sector 3	T. Spd	Elapsed
1	1	2:08.739	55.130	38.392	35.217	114.3	2:08.739
2	1	1:37.336	28.292	35.360	33.684	183.4	3:46.075
3	1	1:32.656	26.341	32.995	33.320	219.1	5:18.731
4	1	1:31.611	25.869	33.018	32.724	227.4	6:50.342
5	1	1:31.937	26.167	32.161	33.609	206.9	8:22.279
6	1	1:35.907	27.049	34.799	34.059	180.0	9:58.186
7	1	11:57.090 B	35.065	42.780	...	216.9	21:55.276
8	1	1:47.237	37.246	34.978	35.013	116.6	23:42.513
9	1	1:35.188	27.915	33.088	34.185	232.8	25:17.701
10	1	1:36.253	27.245	35.251	33.757	185.6	26:53.954
11	1	1:36.282	29.204	33.867	33.211	183.1	28:30.236
12	1	1:31.917	26.913	31.834	33.170	188.2	30:02.153
13	1	4:10.532 B	26.062	39.614	3:04.856	218.6	34:12.685
14	1	1:40.191	35.491	32.392	32.308	125.9	35:52.876
15	1	1:31.428	26.463	32.711	32.254	216.9	37:24.304
16	1	1:34.403	26.892	34.679	32.832	214.3	38:58.707
17	1	1:36.269	26.029	36.451	33.789	225.0	40:34.976
18	1	1:29.238	25.521	31.530	32.187	226.4	42:04.214
19	1	1:28.936	25.260	31.746	31.930	235.8	43:33.150
20	1	1:29.034	25.243	31.627	32.164	234.3	45:02.184
21	1	1:31.877	25.161	32.854	33.862	234.8	46:34.061
22	1	1:38.377	27.721	35.102	35.554	214.7	48:12.438

25 Porsche 911 Carrera RSR 3.0 (C) 1974
1.Uwe KOLB
2.Lorenzo ROCCO DI TORR — GT1

Lap	D	Time	Sector 1	Sector 2	Sector 3	T. Spd	Elapsed
1	1	3:02.291	1:40.762	40.536	40.993	106.3	3:02.291
2	1	1:47.305	32.916	37.152	37.237	139.7	4:49.596
3	1	1:43.830	30.474	36.203	37.153	177.0	6:33.426
4	1	1:40.411	27.980	34.997	37.434	196.4	8:13.837
5	1	13:05.005 B	28.180	39.566	...	196.4	21:18.842
6	1	1:53.624	39.329	37.767	36.528	116.9	23:12.466
7	1	1:40.333	28.589	35.468	36.276	198.2	24:52.799
8	1	1:40.527	27.801	35.136	37.590	200.4	26:33.326
9	1	1:41.599	27.774	37.080	36.745	186.2	28:14.925

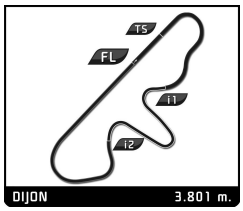

CLASSIC ENDURANCE RACING 1
GRAND PRIX DE L'AGE D'OR
PRIVATE PRACTICE

Sector Analysis

Personal Best | Session Best | **B** Crossing the finish line in pit lane

Lap	D	Time	Sector 1	Sector 2	Sector 3	T. Spd	Elapsed
10	1	1:41.899	29.580	35.855	36.464	182.7	29:56.824
11	1	4:08.105 B	28.878	37.422	3:01.805	188.8	34:04.929
12	1	1:46.509	34.521	35.748	36.240	126.0	35:51.438
13	1	1:38.162	27.358	35.114	35.690	207.7	37:29.600
14	1	1:41.998	29.059	35.419	37.520	187.2	39:11.598
15	1	1:37.604	27.145	34.530	35.929	214.3	40:49.202
16	1	1:39.195	27.248	34.634	37.313	213.9	42:28.397
17	1	1:38.634	28.069	35.094	35.471	200.4	44:07.031

33 Lola T70 Mk.3 1967
1.Rory JACK — P+2L

Lap	D	Time	Sector 1	Sector 2	Sector 3	T. Spd	Elapsed
1	1	2:08.691	58.781	36.280	33.630	144.0	2:08.691
2	1	1:29.644	25.076	33.377	31.191	219.5	3:38.335
3	1	1:27.437	24.365	31.359	31.713	225.5	5:05.772
4	1	1:27.763	25.085	31.462	31.216	223.1	6:33.535
5	1	1:30.769	24.565	32.395	33.809	225.9	8:04.304
6	1	19:16.684 B	24.706	31.927	...	217.3	27:20.988

35 Lola T70 Mk.3B 1969
1.Armand MILLE — P+2L

Lap	D	Time	Sector 1	Sector 2	Sector 3	T. Spd	Elapsed
1	1	4:47.919	3:38.604	35.555	33.760	115.6	4:47.919
2	1	1:30.110	26.290	33.287	30.533	195.7	6:18.029
3	1	1:28.802	26.528	31.632	30.642	190.8	7:46.831
4	1	1:26.163	24.666	31.370	30.127	215.1	9:12.994
5	1	13:29.987 B	26.105	40.812	...	212.2	22:42.981
6	1	1:34.688	32.801	31.635	30.252	149.6	24:17.669
7	1	1:25.136	24.120	31.167	29.849	221.8	25:42.805
8	1	1:25.232	23.860	31.061	30.311	232.8	27:08.037

36 Porsche 910 1967
1.Jürgen RUDOLPH — P-2L

Lap	D	Time	Sector 1	Sector 2	Sector 3	T. Spd	Elapsed
1	1	3:00.742	1:43.483	39.123	38.136	128.6	3:00.742
2	1	1:41.755	29.269	36.228	36.258	177.6	4:42.497
3	1	1:35.632	27.086	34.194	34.352	204.9	6:18.129
4	1	1:37.837	28.577	35.131	34.129	190.5	7:55.966
5	1	13:42.304 B	26.209	33.202	...	219.5	21:38.270
6	1	1:44.895	35.105	35.781	34.009	141.0	23:23.165
7	1	1:32.708	26.306	32.758	33.644	220.9	24:55.873
8	1	1:35.602	26.506	34.299	34.797	203.4	26:31.475
9	1	1:33.229	26.539	33.266	33.424	206.5	28:04.704
10	1	1:32.802	26.340	32.736	33.726	205.3	29:37.506
11	1	4:00.444 B	26.379	32.640	3:01.425	210.9	33:37.950
12	1	1:38.981	32.748	32.864	33.369	146.9	35:16.931
13	1	1:31.181	25.856	32.185	33.140	216.0	36:48.112
14	1	1:32.914	27.586	32.068	33.260	228.3	38:21.026
15	1	1:30.448	25.525	31.961	32.962	209.7	39:51.474
16	1	1:32.147	26.045	32.898	33.204	215.1	41:23.621
17	1	1:30.677	25.426	32.025	33.226	223.6	42:54.298
18	1	1:30.269	25.493	31.777	32.999	223.1	44:24.567

40 Ford GT40 1968
1.Philippe SCEMAMA — GT1

Lap	D	Time	Sector 1	Sector 2	Sector 3	T. Spd	Elapsed
1	1	2:10.494	55.734	38.560	36.200	120.7	2:10.494
2	1	1:37.516	28.789	35.799	32.928	160.0	3:48.010
3	1	3:21.727 B	27.918	35.622	2:18.187	176.8	7:09.737
4	1	1:42.205	35.757	33.883	32.565	134.5	8:51.942
5	1	12:34.439 B	26.215	37.263	...	184.6	21:26.381
6	1	1:38.750	32.359	34.776	31.615	155.8	23:05.131
7	1	1:30.075	25.959	32.817	31.299	181.5	24:35.206
8	1	1:29.579	25.415	32.815	31.349	188.8	26:04.785
9	1	1:29.375	25.547	32.570	31.258	187.2	27:34.160
10	1	6:20.163 B	29.598	37.052	5:13.513	193.9	33:54.323
11	1	1:40.281	33.987	34.343	31.951	157.2	35:34.604
12	1	1:29.121	25.572	32.494	31.055	194.2	37:03.725
13	1	1:31.219	26.762	33.048	31.409	190.8	38:34.944
14	1	1:29.846	25.564	32.709	31.573	191.5	40:04.790
15	1	1:29.867	25.540	32.466	31.861	192.2	41:34.657
16	1	1:29.599	25.313	32.610	31.676	194.2	43:04.256
17	1	1:29.162	25.236	32.589	31.337	191.5	44:33.418

44 Chevron B19 1971
1.Patrick JACK — P-2L

Lap	D	Time	Sector 1	Sector 2	Sector 3	T. Spd	Elapsed
1	1	2:00.848	51.610	35.168	34.070	103.6	2:00.848
2	1	1:33.289	27.794	33.767	31.728	158.1	3:34.137
3	1	1:28.297	24.860	32.562	30.875	208.1	5:02.434
4	1	1:26.754	24.218	31.665	30.871	211.4	6:29.188
5	1	14:45.095 B	23.677	33.606	...	214.3	21:14.283
6	1	1:39.810	35.030	33.425	31.355	139.0	22:54.093
7	1	1:28.093	25.327	32.348	30.418	227.8	24:22.186
8	1	1:27.381	25.010	31.671	30.700	231.3	25:49.567
9	1	1:26.020	24.716	30.980	30.324	228.3	27:15.587
10	1	3:21.033 B	24.339	31.886	2:24.808	240.0	30:36.620
11	1	2:38.513	46.228	49.755	1:02.530	124.4	33:15.133
12	1	1:28.915	26.461	31.543	30.911	197.8	34:44.048
13	1	1:27.798	24.548	32.757	30.493	225.9	36:11.846
14	1	1:26.233	23.949	31.169	31.115	233.8	37:38.079
15	1	1:27.476	24.261	31.931	31.284	238.4	39:05.555
16	1	1:28.766	24.165	33.025	31.576	231.8	40:34.321
17	1	1:25.435	24.110	31.130	30.195	235.8	41:59.756
18	1	1:24.798	24.039	30.730	30.029	236.8	43:24.554
19	1	1:25.498	24.660	30.738	30.100	232.3	44:50.052
20	1	1:25.459	24.047	30.715	30.697	227.8	46:15.511
21	1	1:24.791	23.619	30.979	30.193	238.9	47:40.302

45 Chevron B19 1971
1.Gianluigi CANDIANI
2.Frédéric ROUVIER — P-2L

Lap	D	Time	Sector 1	Sector 2	Sector 3	T. Spd	Elapsed
1	2	3:37.023	2:30.942	33.435	32.646	132.0	3:37.023
2	2	1:25.397	23.895	31.095	30.407	214.7	5:02.420
3	2	1:26.090	23.484	31.187	31.419	234.8	6:28.510
4	2	1:24.869	23.482	30.819	30.568	232.8	7:53.379
5	2	1:24.108	23.117	30.845	30.146	237.9	9:17.487
6	2	12:29.743 B	22.952	40.390	...	241.6	21:47.230
7	1	1:48.430	39.166	37.136	32.128	118.2	23:35.660
8	1	1:39.426	32.992	34.244	32.190	239.5	25:15.086
9	1	1:32.845	25.196	34.641	33.008	225.5	26:47.931
10	1	1:29.554	24.940	32.199	32.415	233.8	28:17.485
11	1	1:32.607	27.321	33.723	31.563	240.0	29:50.092
12	1	4:06.662 B	29.388	41.181	2:56.093	158.8	33:56.754
13	1	1:38.605	33.703	33.028	31.874	149.8	35:35.359
14	1	1:29.290	25.368	32.762	31.160	213.0	37:04.649
15	1	1:31.119	26.354	33.098	31.667	218.6	38:35.768
16	1	1:31.742	27.598	33.006	31.138	200.0	40:07.510
17	1	1:30.745	25.714	33.723	31.308	211.8	41:38.255
18	1	1:27.964	24.516	32.282	31.166	241.1	43:06.219

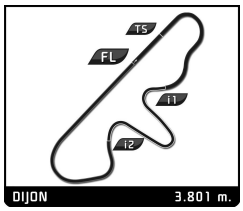

CLASSIC ENDURANCE RACING 1
GRAND PRIX DE L'AGE D'OR
PRIVATE PRACTICE

Sector Analysis

Personal Best | Session Best | **B** Crossing the finish line in pit lane

Lap	D	Time	Sector 1	Sector 2	Sector 3	T. Spd	Elapsed
19	1	1:28.540	24.135	32.768	31.637	238.4	44:34.759
20	1	1:27.215	24.221	32.230	30.764	232.8	46:01.974
21	1	1:28.741	23.957	33.344	31.440	237.4	47:30.715

47 Lola T70 Mk.2 1966
1.Marcel BERNET — P+2L

Lap	D	Time	Sector 1	Sector 2	Sector 3	T. Spd	Elapsed
1	1	4:00.659	2:46.498	37.764	36.397	117.4	4:00.659
2	1	1:37.815	29.450	34.538	33.827	143.4	5:38.474
3	1	1:36.020	26.795	33.865	35.360	194.2	7:14.494
4	1	1:38.307	27.932	34.995	35.380	179.7	8:52.801
5	1	13:16.436 B	28.559	37.101	...	177.9	22:09.237
6	1	1:46.123	37.239	35.472	33.412	108.7	23:55.360
7	1	1:37.900	27.871	36.045	33.984	166.4	25:33.260
8	1	1:36.486	27.218	34.442	34.826	198.9	27:09.746
9	1	1:34.716	27.328	34.028	33.360	211.8	28:44.462
10	1	1:38.979	29.413	35.580	33.986	149.2	30:23.441
11	1	2:11.935	36.558	42.618	52.759	135.2	32:35.376
12	1	1:52.677	41.452	36.575	34.650	83.3	34:28.053
13	1	1:34.834	27.128	34.267	33.439	199.3	36:02.887
14	1	1:39.858	28.251	35.840	35.767	185.9	37:42.745
15	1	1:37.090	27.929	35.882	33.279	184.9	39:19.835
16	1	1:35.836	27.843	34.529	33.464	170.3	40:55.671
17	1	1:34.992	27.644	34.524	32.824	173.4	42:30.663
18	1	1:36.563	28.147	34.780	33.636	171.7	44:07.226
19	1	1:36.643	27.615	34.510	34.518	201.1	45:43.869
20	1	1:39.062	28.527	35.963	34.572	179.7	47:22.931

48 Porsche 908/03 1969
1.Peter VÖGELE — P+2L

Lap	D	Time	Sector 1	Sector 2	Sector 3	T. Spd	Elapsed
1	1	2:45.172	1:35.579	35.886	33.707	96.9	2:45.172
2	1	1:39.947	27.962	37.361	34.624	172.0	4:25.119
3	1	1:31.957	26.545	32.206	33.206	200.4	5:57.076
4	1	2:47.497 B	26.333	32.091	1:49.073	194.9	8:44.573
5	1	12:56.532 B	37.481	40.275	...	134.3	21:41.105
6	1	1:44.147	37.455	34.008	32.684	113.7	23:25.252
7	1	1:31.348	25.346	33.207	32.795	212.6	24:56.600
8	1	1:35.850	28.659	34.011	33.180	172.0	26:32.450
9	1	1:35.101	26.588	34.270	34.243	199.6	28:07.551
10	1	1:36.106	29.770	33.116	33.220	160.0	29:43.657

52 Porsche 911 Carrera RSR 3.0 1974
1.William PAUL — GT1

Lap	D	Time	Sector 1	Sector 2	Sector 3	T. Spd	Elapsed
1	1	2:29.645	1:14.621	37.976	37.048	107.2	2:29.645
2	1	1:39.012	27.927	35.480	35.605	184.3	4:08.657
3	1	1:39.000	27.370	35.624	36.006	189.8	5:47.657
4	1	1:36.609	27.213	34.481	34.915	194.9	7:24.266
5	1	14:06.364 B	26.975	34.473	...	196.0	21:30.630
6	1	1:45.915	36.843	34.818	34.254	115.0	23:16.545
7	1	1:39.061	28.336	36.092	34.633	164.9	24:55.606
8	1	1:36.734	27.112	34.290	35.332	181.5	26:32.340
9	1	1:37.488	27.008	34.422	36.058	191.5	28:09.828
10	1	6:54.884 B	31.441	34.733	5:48.710	170.6	35:04.712
11	1	1:49.352	38.379	36.004	34.969	126.2	36:54.064
12	1	1:36.918	27.702	34.254	34.962	204.9	38:30.982
13	1	1:35.454	26.751	34.235	34.468	204.2	40:06.436
14	1	1:34.999	26.330	34.509	34.160	211.8	41:41.435
15	1	1:34.418	26.442	33.676	34.300	209.3	43:15.853
16	1	1:34.777	26.647	34.238	33.892	207.7	44:50.630
17	1	1:35.740	26.514	34.906	34.320	215.6	46:26.370
18	1	1:34.135	25.999	33.606	34.530	208.9	48:00.505

58 Chevron B19 1971
1. NELSON — P-2L

Lap	D	Time	Sector 1	Sector 2	Sector 3	T. Spd	Elapsed
1	1	2:06.713	53.780	38.615	34.318	114.2	2:06.713
2	1	1:35.527	26.643	36.822	32.062	179.7	3:42.240
3	1	1:31.089	25.230	33.633	32.226	198.5	5:13.329
4	1	1:31.487	25.066	32.844	33.577	194.6	6:44.816
5	1	3:09.082 B	25.198	33.185	2:10.699	194.9	9:53.898
6	1	11:27.187 B	45.800	50.643	9:50.744	140.3	21:21.085
7	1	1:39.139	33.418	33.274	32.447	123.0	23:00.224
8	1	1:28.553	25.514	32.277	30.762	216.0	24:28.777
9	1	1:25.639	23.622	31.704	30.313	234.8	25:54.416
10	1	1:24.747	23.385	31.032	30.330	237.4	27:19.163
11	1	5:00.315 B	24.097	32.819	4:03.399	242.7	32:19.478
12	1	1:45.296	40.931	33.487	30.878	94.1	34:04.774
13	1	1:26.749	24.135	31.779	30.835	226.4	35:31.523
14	1	1:26.804	23.678	32.816	30.310	230.8	36:58.327
15	1	1:29.508	27.075	31.457	30.976	202.6	38:27.835
16	1	1:24.327	23.465	30.675	30.187	238.9	39:52.162
17	1	3:09.849 B	24.183	31.629	2:14.037	215.6	43:02.011
18	1	1:31.829	28.686	31.610	31.533	163.1	44:33.840
19	1	1:24.596	23.788	30.613	30.195	214.7	45:58.436
20	1	1:24.113	23.083	30.819	30.211	242.7	47:22.549

59 Porsche 911 Carrera RSR 3.0 1974
1.Jean-Louis BONNET — GT1

Lap	D	Time	Sector 1	Sector 2	Sector 3	T. Spd	Elapsed
1	1	3:10.153	1:53.216	38.550	38.387	98.4	3:10.153
2	1	1:42.399	28.947	36.418	37.034	196.0	4:52.552
3	1	1:41.856	28.861	36.728	36.267	190.1	6:34.408
4	1	1:40.272	27.543	36.785	35.944	198.2	8:14.680
5	1	1:41.609	28.128	36.615	36.866	204.9	9:56.289
6	1	11:39.042 B	31.051			199.3	21:35.331
7	1	1:51.689	35.886	37.806	37.997	126.6	23:27.020
8	1	1:42.137	27.704	37.027	37.406	202.6	25:09.157
9	1	1:42.906	28.638	36.830	37.438	206.5	26:52.063
10	1	1:44.329	30.345	36.645	37.339	206.1	28:36.392
11	1	1:44.242	29.738	36.631	37.873	163.4	30:20.634
12	1	2:12.620	33.415	44.446	54.759	180.9	32:33.254
13	1	1:57.866	42.064	37.749	38.053	90.0	34:31.120
14	1	1:46.311	30.563	37.639	38.109	180.3	36:17.431
15	1	1:41.248	28.435	35.806	37.007	203.8	37:58.679
16	1	1:45.798	29.341	37.635	38.822	184.9	39:44.477
17	1	1:42.627	29.146	36.627	36.854	180.3	41:27.104
18	1	1:41.120	27.558	36.752	36.810	214.3	43:08.224
19	1	1:40.359	27.582	35.877	36.900	216.4	44:48.583
20	1	1:40.924	28.132	36.815	35.977	201.1	46:29.507
21	1	1:40.789	27.379	35.502	37.908	211.8	48:10.296

61 Chevron B19 1971
1.Marc DEVIS
2.Martin O'CONNELL — P-2L

Lap	D	Time	Sector 1	Sector 2	Sector 3	T. Spd	Elapsed
1	1	2:38.077	1:29.576	35.454	33.047	113.6	2:38.077
2	1	1:32.264	26.446	33.707	32.111	205.3	4:10.341
3	1	1:31.096	26.196	32.683	32.217	215.1	5:41.437
4	1	1:30.199	25.084	32.860	32.255	210.9	7:11.636

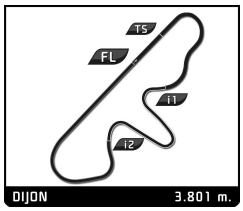

CLASSIC ENDURANCE RACING 1
GRAND PRIX DE L'AGE D'OR
PRIVATE PRACTICE

Sector Analysis

Personal Best | Session Best | **B** Crossing the finish line in pit lane

Lap	D	Time	Sector 1	Sector 2	Sector 3	T. Spd	Elapsed
5	1	1:29.287	24.453	32.506	32.328	208.5	8:40.923
6	1	14:21.426 B	24.748	34.403	...	225.5	23:02.349
7	1	1:38.960	33.930	33.067	31.963	123.1	24:41.309
8	1	1:28.017	24.382	31.569	32.066	224.1	26:09.326
9	1	1:30.371	25.081	33.159	32.131	228.3	27:39.697
10	1	1:30.409	24.686	33.890	31.833	225.0	29:10.106
11	1	1:27.705	24.523	31.311	31.871	221.3	30:37.811
12	1	5:05.137 B	43.232	50.213	3:31.692	147.3	35:42.948
13	2	1:48.396	41.166	35.002	32.228	130.3	37:31.344
14	2	1:28.347	24.951	31.523	31.873	224.5	38:59.691
15	2	1:30.033	25.263	33.635	31.135	239.5	40:29.724
16	2	1:25.616	23.974	30.832	30.810	217.7	41:55.340
17	2	1:24.484	23.229	30.594	30.661	237.9	43:19.824
18	2	1:25.933	23.245	31.253	31.435	240.5	44:45.757
19	2	1:24.956	23.516	30.953	30.487	238.9	46:10.713
20	2	1:24.605	23.189	30.744	30.672	244.3	47:35.318

62 — Chevron B16 1970
1.Michael BIRCH — P-2L

Lap	D	Time	Sector 1	Sector 2	Sector 3	T. Spd	Elapsed
1	1	3:28.211	2:08.656	41.908	37.647	81.3	3:28.211
2	1	1:47.359	29.599	40.569	37.191	163.9	5:15.570
3	1	1:43.897	27.530	39.152	37.215	206.9	6:59.467
4	1	35:24.839 B	27.396	42.361	...	214.3	42:24.306
5	1	1:48.914	38.905	35.917	34.092	95.6	44:13.220
6	1	1:38.259	26.993	35.902	35.364	222.7	45:51.479
7	1	1:46.878	26.890	42.440	37.548	215.6	47:38.357

63 — Porsche 911 Carrera RSR 2.8 1973
1.Didier DENAT — GT1

Lap	D	Time	Sector 1	Sector 2	Sector 3	T. Spd	Elapsed
1	1	2:15.592	1:05.021	35.722	34.849	111.3	2:15.592
2	1	1:34.529	27.103	33.738	33.688	174.5	3:50.121
3	1	1:34.230	26.194	34.354	33.682	198.2	5:24.351
4	1	1:34.269	25.685	33.799	34.785	219.1	6:58.620
5	1	1:34.526	25.743	33.935	34.848	222.7	8:33.146
6	1	1:40.581	25.604	35.865	39.112	220.4	10:13.727
7	1	11:15.121 B			9:54.349	101.4	21:28.848
8	1	1:44.042	36.061	34.302	33.679	118.3	23:12.890
9	1	1:34.320	26.431	34.144	33.745	226.4	24:47.210
10	1	1:33.212	25.685	33.805	33.722	217.3	26:20.422
11	1	1:32.547	25.331	33.611	33.605	223.1	27:52.969
12	1	1:34.039	26.211	33.622	34.206	195.3	29:27.008
13	1	4:20.143 B	26.987	34.251	3:18.905	205.7	33:47.151

66 — Ford GT40 1965
1.Jean-François DECAUX — GT1

Lap	D	Time	Sector 1	Sector 2	Sector 3	T. Spd	Elapsed
1	1	3:02.994	1:47.571	38.661	36.762	114.4	3:02.994
2	1	1:41.303	29.699	37.015	34.589	154.1	4:44.297
3	1	1:39.223	28.638	37.003	33.582	169.5	6:23.520
4	1	1:40.038	28.197	37.656	34.185	168.0	8:03.558
5	1	1:38.875	28.238	36.745	33.892	171.2	9:42.433
6	1	11:49.563 B	29.423			170.9	21:31.996
7	1	1:44.927	36.363	35.624	32.940	107.9	23:16.923
8	1	1:36.625	27.512	35.038	34.075	184.3	24:53.548
9	1	1:36.915	27.739	34.985	34.191	178.5	26:30.463
10	1	1:36.150	27.221	35.320	33.609	187.2	28:06.613
11	1	1:40.876	29.775	36.765	34.336	168.2	29:47.489
12	1	3:51.838 B	29.919	42.262	2:39.657	153.2	33:39.327
13	1	1:43.086	33.429	35.917	33.740	145.0	35:22.413
14	1	1:34.472	27.107	34.739	32.626	188.2	36:56.885
15	1	1:37.881	29.001	35.632	33.248	187.8	38:34.766
16	1	1:38.258	28.167	36.388	33.703	181.2	40:13.024
17	1	1:35.079	26.895	34.878	33.306	195.7	41:48.103
18	1	1:34.599	26.904	34.083	33.612	187.2	43:22.702
19	1	1:35.563	27.088	35.030	33.445	198.9	44:58.265
20	1	1:35.006	26.762	34.866	33.378	188.8	46:33.271
21	1	1:38.408	27.585	34.963	35.860	197.4	48:11.679

68 — Porsche 911 Carrera RSR 3.0 1974
1.Claudio RODDARO — GT1

Lap	D	Time	Sector 1	Sector 2	Sector 3	T. Spd	Elapsed
1	1	3:38.679	2:24.042	38.666	35.971	96.3	3:38.679
2	1	1:33.565	26.961	33.070	33.534	196.0	5:12.244
3	1	1:31.719	25.558	32.823	33.338	214.3	6:43.963
4	1	1:31.702	25.698	32.724	33.280	201.9	8:15.665
5	1	1:32.950	26.315	33.269	33.366	203.4	9:48.615
6	1	11:44.718 B	27.140			200.7	21:33.333
7	1	1:42.833	35.456	33.864	33.513	111.2	23:16.166
8	1	1:31.867	25.498	33.537	32.832	208.1	24:48.033
9	1	1:31.204	25.230	32.882	33.092	205.7	26:19.237
10	1	1:31.531	25.288	32.782	33.461	214.7	27:50.768
11	1	1:31.529	25.515	32.967	33.047	204.9	29:22.297
12	1	4:05.486 B	25.459	32.873	3:07.154	215.6	33:27.783
13	1	1:38.995	32.691	33.213	33.091	140.4	35:06.778
14	1	1:31.674	25.616	33.002	33.056	211.8	36:38.452
15	1	1:30.537	25.200	32.559	32.778	220.9	38:08.989
16	1	1:30.811	25.052	32.447	33.312	222.7	39:39.800
17	1	1:30.442	24.950	32.742	32.750	224.1	41:10.242

70 — Lola T70 Mk.3B 1969
1.Pierre-Alain FRANCE — P+2L

Lap	D	Time	Sector 1	Sector 2	Sector 3	T. Spd	Elapsed
1	1	3:18.759	2:09.025	37.017	32.717	80.4	3:18.759
2	1	1:33.453	25.640	33.907	33.906	209.7	4:52.212
3	1	1:29.714	26.102	32.777	30.835	195.3	6:21.926
4	1	1:29.398	25.882	32.953	30.563	214.7	7:51.324
5	1	14:35.454 B	24.630	32.477	...	229.8	22:26.778
6	1	1:33.804	31.005	32.101	30.698	158.6	24:00.582
7	1	1:29.468	24.554	33.831	31.083	213.9	25:30.050
8	1	1:27.542	24.377	32.796	30.369	225.9	26:57.592
9	1	1:30.876	27.030	32.568	31.278	225.0	28:28.468
10	1	1:26.541	24.544	31.921	30.076	220.9	29:55.009
11	1	3:45.527 B	26.166	39.894	2:39.467	203.0	33:40.536
12	1	1:35.604	32.494	32.673	30.437	142.1	35:16.140
13	1	1:27.004	24.971	31.859	30.174	229.3	36:43.144
14	1	1:26.745	24.095	32.206	30.444	240.0	38:09.889
15	1	1:28.771	24.633	32.287	31.851	224.5	39:38.660
16	1	1:26.876	24.350	32.088	30.438	242.7	41:05.536
17	1	1:26.282	24.132	32.003	30.147	244.3	42:31.818
18	1	1:30.024	26.031	33.004	30.989	192.9	44:01.842

75 — Chevron B16 1970
1.Ted TUPPEN — P-2L

Lap	D	Time	Sector 1	Sector 2	Sector 3	T. Spd	Elapsed
1	1	2:34.693	1:19.107	39.439	36.147	119.5	2:34.693
2	1	1:39.426	28.792	37.391	33.243	190.8	4:14.119
3	1	1:33.078	26.231	33.671	33.176	198.2	5:47.197
4	1	1:31.329	25.457	32.964	32.908	210.9	7:18.526

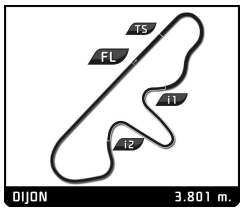

CLASSIC ENDURANCE RACING 1
GRAND PRIX DE L'AGE D'OR
PRIVATE PRACTICE

Sector Analysis

Personal Best | Session Best | **B** Crossing the finish line in pit lane

Lap	D	Time	Sector 1	Sector 2	Sector 3	T. Spd	Elapsed
5	1	1:32.652	26.126	33.110	33.416	220.4	8:51.178
6	1	12:45.753 B	26.210	38.252	...	200.7	21:36.931
7	1	1:45.052	35.603	35.586	33.863	131.2	23:21.983
8	1	1:33.399	26.004	33.769	33.626	222.2	24:55.382
9	1	1:39.969	26.286	37.588	36.095	210.5	26:35.351
10	1	1:34.490	26.245	35.055	33.190	215.6	28:09.841
11	1	1:39.110	29.541	35.965	33.604	172.8	29:48.951
12	1	4:18.827 B	29.367	37.605	3:11.855	153.2	34:07.778
13	1	1:42.875	33.559	34.779	34.537	144.2	35:50.653
14	1	1:31.960	25.534	33.309	33.117	209.3	37:22.613
15	1	1:38.065	28.162	35.935	33.968	182.7	39:00.678
16	1	1:37.165	25.724	36.624	34.817	210.5	40:37.843
17	1	1:31.040	25.236	33.509	32.295	217.7	42:08.883
18	1	1:32.828	25.394	34.028	33.406	229.3	43:41.711
19	1	1:33.296	26.324	33.984	32.988	225.0	45:15.007

80 Chevron B19 1971
1.Xavier MICHEL — P-2L

Lap	D	Time	Sector 1	Sector 2	Sector 3	T. Spd	Elapsed
1	1	2:25.131	1:11.370	38.104	35.657	113.4	2:25.131
2	1	1:35.295	27.263	34.635	33.397	197.8	4:00.426
3	1	1:31.000	25.685	33.098	32.217	208.9	5:31.426
4	1	1:28.728	24.971	32.323	31.434	228.8	7:00.154
5	1	1:32.752	26.468	33.351	32.933	204.9	8:32.906
6	1	13:24.715 B	24.977	36.421	...	227.8	21:57.621
7	1	1:46.274	36.750	34.886	34.638	108.9	23:43.895
8	1	1:33.512	28.816	32.047	32.649	225.9	25:17.407
9	1	1:30.537	24.300	33.457	32.780	217.3	26:47.944
10	1	1:26.159	23.982	31.223	30.954	237.4	28:14.103
11	1	1:33.829	29.567	32.342	31.920	218.6	29:47.932

86 Lola T70 Mk.3B 1969
1.Eric MESTDAGH — P+2L

Lap	D	Time	Sector 1	Sector 2	Sector 3	T. Spd	Elapsed
1	1	2:11.196	58.144	37.971	35.081	116.6	2:11.196
2	1	1:37.541	29.528	35.021	32.992	157.2	3:48.737
3	1	1:31.269	26.737	33.175	31.357	196.4	5:20.006
4	1	1:30.107	25.333	33.320	31.454	224.5	6:50.113
5	1	1:29.268	25.262	32.421	31.585	220.0	8:19.381
6	1	13:41.796 B	25.608	35.643	...	228.3	22:01.177
7	1	1:46.054	37.363	35.262	33.429	106.3	23:47.231
8	1	1:34.217	27.525	33.747	32.945	233.3	25:21.448
9	1	1:32.240	25.281	33.749	33.210	218.2	26:53.688
10	1	1:29.907	26.809	31.957	31.141	189.5	28:23.595
11	1	1:31.216	26.800	32.904	31.512	189.1	29:54.811
12	1	5:02.761 B	26.068	41.055	3:55.638	200.4	34:57.572
13	1	4:04.374 B	32.034	32.169	3:00.171	156.1	39:01.946
14	1	1:37.484	33.637	32.487	31.360	155.8	40:39.430
15	1	1:30.191	25.352	33.456	31.383	226.4	42:09.621
16	1	1:28.968	25.193	32.340	31.435	229.3	43:38.589
17	1	1:28.376	25.388	32.041	30.947	206.1	45:06.965
18	1	1:27.511	24.912	31.821	30.778	224.5	46:34.476

89 McLaren M6B 1968
1.Max BANKS
2.Andrew BANKS — P+2L

Lap	D	Time	Sector 1	Sector 2	Sector 3	T. Spd	Elapsed
1	1	1:54.718	50.430	33.722	30.566	118.9	1:54.718
2	1	1:28.788	25.634	32.053	31.101	179.4	3:23.506
3	1	1:28.744	24.558	31.943	32.243	230.8	4:52.250
4	1	1:26.014	24.567	31.462	29.985	211.8	6:18.264
5	1	1:26.103	24.952	31.239	29.912	194.6	7:44.367
6	1	1:24.578	23.682	30.968	29.928	236.3	9:08.945
7	1	12:11.217 B	23.337	31.937	...	255.9	21:20.162
8	1	1:33.629	32.942	31.071	29.616	127.8	22:53.791
9	1	1:23.849	23.360	30.646	29.843	244.9	24:17.640
10	1	1:22.587	23.225	30.181	29.181	248.8	25:40.227
11	1	3:32.197 B	23.293	31.908	2:36.996	241.6	29:12.424
12	1	1:51.509	30.874	32.331	48.304	170.3	31:03.933
13	1	2:24.159	41.280	43.125	59.754	100.4	33:28.092
14	1	1:28.484	28.184	30.808	29.492	169.8	34:56.576
15	1	1:23.797	23.466	31.000	29.331	246.6	36:20.373
16	1	1:24.321	24.355	30.813	29.153	229.8	37:44.694
17	1	1:25.115	24.704	31.352	29.059	212.2	39:09.809
18	1	1:25.052	24.505	30.637	29.910	237.9	40:34.861
19	1	1:22.801	23.246	30.504	29.051	248.8	41:57.662
20	1	1:24.549	23.503	30.836	30.210	234.8	43:22.211
21	1	1:23.845	23.650	30.925	29.270	232.8	44:46.056
22	1	1:23.814	23.728	30.691	29.395	227.4	46:09.870
23	1	1:23.241	23.532	30.221	29.488	241.6	47:33.111

91 Ferrari 365 GTB/4 Competizione 1972
1. Mr STEEL
2.Toni VILANDER — GT1

Lap	D	Time	Sector 1	Sector 2	Sector 3	T. Spd	Elapsed
1	1	8:13.605 B	1:59.704	44.439	5:29.462	109.0	8:13.605

110 Lola T70 Mk.3 1967
1.Philippe GIAUQUE — P+2L

Lap	D	Time	Sector 1	Sector 2	Sector 3	T. Spd	Elapsed
1	1	3:39.923	2:28.338	36.955	34.630	93.7	3:39.923
2	1	1:31.271	27.243	32.399	31.629	182.4	5:11.194
3	1	1:28.428	25.527	31.935	30.966	207.7	6:39.622
4	1	1:29.507	25.460	32.129	31.918	204.2	8:09.129
5	1	1:28.653	24.874	32.472	31.307	219.5	9:37.782
6	1	12:25.156 B	24.841	37.026	...	220.4	22:02.938
7	1	1:45.078	37.150	34.417	33.511	112.9	23:48.016
8	1	1:33.794	27.303	33.817	32.674	220.4	25:21.810
9	1	1:31.923	25.443	33.556	32.924	213.0	26:53.733
10	1	1:28.230	25.282	31.987	30.961	202.6	28:21.963
11	1	1:31.828	27.767	32.242	31.819	164.9	29:53.791
12	1	4:27.258 B	25.988	37.111	3:24.159	204.5	34:21.049
13	1	1:45.243	39.916	34.078	31.249	109.8	36:06.292
14	1	1:28.459	25.060	33.260	30.139	230.8	37:34.751
15	1	1:26.210	24.442	31.720	30.048	238.9	39:00.961
16	1	1:29.050	24.360	34.616	30.074	224.1	40:30.011
17	1	1:25.885	24.548	31.376	29.961	231.3	41:55.896
18	1	1:26.309	24.412	31.334	30.563	205.7	43:22.205
19	1	1:26.520	24.879	31.203	30.438	209.7	44:48.725
20	1	1:25.352	24.027	31.124	30.201	233.8	46:14.077

124 Lola T70 Mk.3B 1968
1.Emile BREITTMAYER — P+2L

Lap	D	Time	Sector 1	Sector 2	Sector 3	T. Spd	Elapsed
1	1	2:36.640	1:29.011	34.553	33.076	110.4	2:36.640
2	1	1:31.649	27.448	33.314	30.887	202.2	4:08.289
3	1	1:28.979	25.173	31.980	31.826	223.1	5:37.268
4	1	1:27.359	24.888	32.026	30.445	230.8	7:04.627
5	1	1:26.770	24.228	31.669	30.873	245.5	8:31.397
6	1	14:09.292 B	25.141	35.022	...	223.1	22:40.689
7	1	1:34.716	32.733	31.832	30.151	165.6	24:15.405
8	1	1:23.960	23.572	30.897	29.491	251.7	25:39.365

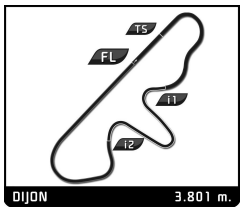

CLASSIC ENDURANCE RACING 1
GRAND PRIX DE L'AGE D'OR
PRIVATE PRACTICE

Sector Analysis

Personal Best | Session Best | **B** Crossing the finish line in pit lane

Lap	D	Time	Sector 1	Sector 2	Sector 3	T. Spd	Elapsed
9	1	1:27.840	23.575	33.034	31.231	246.6	27:07.205
10	1	1:27.076	24.419	31.104	31.553	244.3	28:34.281
11	1	1:27.573	24.284	31.792	31.497	233.3	30:01.854
12	1	6:09.386 **B**	24.360	42.322	5:02.704	237.4	36:11.240
13	1	1:34.821	31.037	31.373	32.411	170.1	37:46.061

149 Ford GT40 (C) 1965
1.Dominique GUENAT — GT1

Lap	D	Time	Sector 1	Sector 2	Sector 3	T. Spd	Elapsed
1	1	3:26.733	2:07.878	39.162	39.693	101.5	3:26.733
2	1	1:40.283	29.842	35.076	35.365	156.5	5:07.016
3	1	1:37.796	28.130	35.489	34.177	178.5	6:44.812
4	1	1:36.528	27.263	35.581	33.684	177.9	8:21.340
5	1	13:23.941 **B**	27.492	44.710	...	169.0	21:45.281
6	1	1:53.166	40.708	37.297	35.161	116.4	23:38.447
7	1	1:38.720	28.821	35.611	34.288	197.4	25:17.167
8	1	1:35.862	27.370	35.391	33.101	179.7	26:53.029

191 Porsche 911 Carrera RSR 3.0 (C) 1974
1.Eric FAURE — GT1

Lap	D	Time	Sector 1	Sector 2	Sector 3	T. Spd	Elapsed
1	1	2:34.917	1:11.420	42.262	41.235	101.6	2:34.917
2	1	1:55.823	33.195	42.816	39.812	169.8	4:30.740
3	1	1:45.067	29.724	37.145	38.198	184.6	6:15.807
4	1	1:54.745	33.159	40.546	41.040	163.1	8:10.552
5	1	1:47.760	30.096	39.683	37.981	182.7	9:58.312
6	1	13:21.928 **B**	40.235	51.020	...	156.5	23:20.240
7	1	1:51.124	40.462	35.353	35.309	96.9	25:11.364
8	1	1:41.509	27.483	36.899	37.127	194.6	26:52.873
9	1	1:44.950	31.114	37.124	36.712	181.8	28:37.823
10	1	1:43.226	29.400	36.379	37.447	162.7	30:21.049
11	1	5:06.233 **B**	33.786	44.418	3:48.029	174.8	35:27.282
12	1	1:49.444	38.678	35.528	35.238	109.4	37:16.726
13	1	1:39.767	27.996	35.873	35.898	181.8	38:56.493
14	1	1:40.590	27.673	37.736	35.181	193.9	40:37.083
15	1	1:38.293	27.380	35.670	35.243	196.4	42:15.376
16	1	1:39.809	27.125	37.148	35.536	194.9	43:55.185
17	1	1:39.954	27.383	36.343	36.228	195.3	45:35.139

290 Lola T290 1972
1.Michael GANS — P-2L

Lap	D	Time	Sector 1	Sector 2	Sector 3	T. Spd	Elapsed
1	1	8:53.238	7:48.188	32.800	32.250	138.3	8:53.238
2	1	12:32.086 **B**	25.240	32.741	...	214.3	21:25.324
3	1	1:37.486	32.627	33.259	31.600	152.1	23:02.810
4	1	1:26.312	23.978	31.406	30.928	228.8	24:29.122
5	1	1:26.502	23.985	31.496	31.021	238.4	25:55.624
6	1	1:26.770	23.900	31.832	31.038	232.3	27:22.394
7	1	1:26.593	23.932	31.917	30.744	233.8	28:48.987
8	1	1:28.110	24.994	31.593	31.523	235.8	30:17.097
9	1	4:23.514 **B**	25.904	45.927	3:11.683	237.4	34:40.611
10	1	1:32.238	29.755	31.307	31.176	154.5	36:12.849
11	1	1:27.829	23.841	31.962	32.026	238.4	37:40.678
12	1	1:25.742	23.738	31.102	30.902	221.3	39:06.420
13	1	1:28.289	23.674	33.006	31.609	236.8	40:34.709
14	1	1:26.444	24.109	31.747	30.588	236.3	42:01.153
15	1	1:26.135	23.496	31.437	31.202	241.1	43:27.288
16	1	1:26.574	23.691	31.647	31.236	237.4	44:53.862
17	1	1:27.858	23.880	33.120	30.858	238.4	46:21.720
18	1	1:27.023	23.813	31.785	31.425	237.9	47:48.743