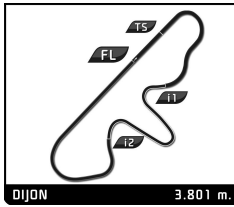


2.0L CUP GRAND PRIX DE L'AGE D'OR PRIVATE PRACTICE

Sector Analysis

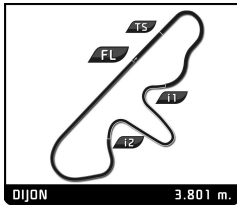
							■ Personal Best ■ Session Best ■ Crossing the finish line in pit lane										
Lap	D	Time	Sector 1	Sector 2	Sector 3	T. Spd	Elapsed	Lap	D	Time	Sector 1	Sector 2	Sector 3	T. Spd	Elapsed		
9 Porsche 911 2.0L 1. Matthew HOLME GTL							11 1 1:44.865 28.938 37.848 38.079 197.4 27:39.227 12 1 1:44.307 29.259 37.100 37.948 192.5 29:23.534										
1	1	2:51.403	1:33.143	38.663	39.597	106.3	2:51.403	1	2	4:37.304	3:11.682	44.165	41.457	91.0	4:37.304		
2	1	3:37.929	B	28.802	39.852	2:29.275	180.9	6:29.332	2	2	1:48.763	30.863	38.527	39.373	160.5	6:26.067	
3	1	1:51.465	35.628	37.966	37.871	127.8	8:20.797	3	2	1:46.522	29.630	37.659	39.233	184.3	8:12.589		
4	1	1:43.227	29.182	36.704	37.341	191.8	10:04.024	4	2	1:45.409	29.511	37.198	38.700	188.2	9:57.998		
5	1	1:43.989	28.980	37.147	37.862	200.0	11:48.013	5	2	1:45.007	29.148	37.433	38.426	191.8	11:43.005		
6	1	1:42.413	28.251	36.645	37.517	198.2	13:30.426	6	2	1:44.461	29.474	37.036	37.951	198.2	13:27.466		
7	1	1:42.878	28.870	36.612	37.396	198.5	15:13.304	7	2	1:44.141	29.120	37.033	37.988	195.7	15:11.607		
8	1	1:49.102	28.402	39.209	41.491	203.8	17:02.406	8	2	1:46.656	29.044	36.776	40.836	197.4	16:58.263		
9	1	1:42.906	28.498	36.578	37.830	193.9	18:45.312	9	2	4:39.138	B	29.862	37.742	3:31.534	180.9	21:37.401	
10	1	1:42.620	28.245	36.709	37.666	196.0	20:27.932	10	1	2:15.221	37.569	38.398	59.254	123.6	23:52.622		
11	1	3:49.192	B	28.376	36.842	2:43.974	200.0	24:17.124	11	1	1:46.344	29.816	38.500	38.028	164.4	25:38.966	
12	1	1:55.240	41.030	36.846	37.364	111.2	26:12.364	12	1	1:44.859	29.180	37.677	38.002	191.2	27:23.825		
13	1	1:42.609	28.288	36.862	37.459	187.8	27:54.973	13	1	1:44.422	28.809	37.557	38.056	193.5	29:08.247		
14	1	1:42.683	28.508	36.605	37.570	196.7	29:37.656	14	1	1:43.498	28.853	36.775	37.870	199.6	30:51.745		
15	1	1:42.842	28.190	37.145	37.507	201.9	31:20.498	15	1	1:45.048	30.126	37.262	37.660	177.6	32:36.793		
16	1	1:42.606	28.400	36.639	37.567	203.0	33:03.104	16	1	1:43.789	29.022	37.294	37.473	194.6	34:20.582		
17	1	1:41.830	27.984	36.611	37.235	202.6	34:44.934	17	1	1:44.468	29.681	37.096	37.691	172.2	36:05.050		
18	1	1:42.662	28.061	36.904	37.697	198.5	36:27.596	18	1	1:43.664	28.933	37.085	37.646	195.3	37:48.714		
11 Porsche 911 2.0L 1. Evgeny KIREEV GTL							19 1 1:46.579 29.615 38.376 38.588 194.9 39:35.293 20 1 1:43.944 28.840 36.907 38.197 189.1 41:19.237										
1	1	3:13.928	1:52.331	40.364	41.233	114.3	3:13.928	1	2	7:02.101	5:47.774	37.059	37.268	120.0	7:02.101		
2	1	1:48.348	30.682	38.706	38.960	178.5	5:02.276	2	2	1:41.666	27.846	36.389	37.431	196.0	8:43.767		
3	1	1:48.523	29.772	38.695	40.056	189.5	6:50.799	3	2	1:41.166	27.946	36.155	37.065	197.8	10:24.933		
4	1	1:45.027	29.001	37.730	38.296	195.3	8:35.826	4	2	1:42.723	27.742	36.170	38.811	201.1	12:07.656		
5	1	1:43.572	28.599	37.122	37.851	198.5	10:19.398	5	2	1:41.281	28.000	36.108	37.173	196.7	13:48.937		
6	1	2:45.495	B	28.537	38.015	1:38.943	199.6	13:04.893	6	2	6:06.205	B	27.581	36.662	5:01.962	201.5	19:55.142
7	1	1:53.902	39.348	37.070	37.484	118.7	14:58.795	7	2	1:52.162	37.977	36.987	37.198	117.9	21:47.304		
8	1	1:43.081	28.795	36.481	37.805	200.4	16:41.876	8	2	1:41.443	27.813	36.422	37.208	201.1	23:28.747		
9	1	1:43.933	28.869	37.109	37.955	198.2	18:25.809	9	2	1:41.113	27.773	36.345	36.995	203.0	25:09.860		
10	1	3:55.044	B	28.301	36.784	2:49.959	199.3	22:20.853	10	2	1:41.082	27.730	36.455	36.897	201.5	26:50.942	
11	1	2:03.433	47.756	37.327	38.350	119.2	24:24.286	11	2	1:41.621	27.537	36.556	37.528	203.0	28:32.563		
12	1	1:44.606	29.618	36.997	37.991	183.4	26:08.892	12	2	1:40.947	27.798	36.442	36.707	201.9	30:13.510		
13	1	1:42.010	28.317	36.307	37.386	193.9	27:50.902	13	2	1:41.285	27.656	36.531	37.098	203.4	31:54.795		
14	1	1:45.365	28.144	36.268	40.953	200.0	29:36.267	14	2	1:41.973	27.813	37.041	37.119	202.6	33:36.768		
15	1	2:52.237	B	33.713	38.667	1:39.857	119.1	32:28.504	15	2	1:44.779	27.663	39.973	37.143	200.7	35:21.547	
16	1	1:48.681	35.076	36.324	37.281	129.2	34:17.185	16	2	1:42.575	28.505	37.007	37.063	197.4	37:04.122		
17	1	1:41.776	27.914	36.584	37.278	201.9	35:58.961	27 Porsche 911 2.0L 1. Stephen EDWARDS 2. Matt NEAL GTL-EI									
18	1	1:43.013	28.914	36.687	37.412	183.7	37:41.974	1	2	3:20.013	1:59.798	39.970	40.245	99.2	3:20.013		
19	1	1:41.749	28.481	36.147	37.121	202.2	39:23.723	2	2	1:45.263	29.728	37.165	38.370	184.6	5:05.276		
20	1	1:41.379	28.074	36.118	37.187	203.0	41:05.102	3	2	1:44.233	29.015	37.012	38.206	194.6	6:49.509		
15 Porsche 911 2.0L 1. David DANGLARD GTL							4 2 1:44.169 28.894 37.421 37.854 197.1 8:33.678 5 2 1:42.853 28.574 36.635 37.644 199.3 10:16.531 6 2 5:26.153 B 29.208 37.279 4:19.666 197.8 15:42.684 7 1 2:01.044 39.351 40.180 41.513 122.2 17:43.728 8 1 1:49.488 30.087 39.330 40.071 187.8 19:33.216 9 1 1:49.114 30.296 39.288 39.530 194.6 21:22.330 10 1 1:46.574 29.332 38.189 39.053 197.4 23:08.904										
1	1	4:23.105	2:57.869	43.885	41.351	94.7	4:23.105	10	1	1:46.574	29.332	38.189	39.053	197.4	23:08.904		
2	1	1:51.609	31.487	40.021	40.101	166.4	6:14.714										
3	1	3:15.201	B	31.339	38.845	2:05.017	182.7	9:29.915									
4	1	1:57.823	38.892	39.410	39.521	124.6	11:27.738										
5	1	1:49.340	30.922	39.190	39.228	192.9	13:17.078										
6	1	1:47.592	29.983	37.868	39.741	196.4	15:04.670										
7	1	5:19.979	B	31.882	39.236	4:08.861	175.3	20:24.649									
8	1	1:58.021	38.464	38.527	41.030	121.5	22:22.670										
9	1	1:46.011	29.839	37.920	38.252	192.5	24:08.681										
10	1	1:45.681	29.229	37.499	38.953	201.5	25:54.362										



2.0L CUP GRAND PRIX DE L'AGE D'OR PRIVATE PRACTICE

Sector Analysis

							Personal Best					Session Best					B Crossing the finish line in pit lane							
Lap	D	Time	Sector 1	Sector 2	Sector 3	T. Spd	Elapsed	Lap	D	Time	Sector 1	Sector 2	Sector 3	T. Spd	Elapsed	Lap	D	Time	Sector 1	Sector 2	Sector 3	T. Spd	Elapsed	
35 Porsche 911 2.0L GTL																								
1. Frédéric DI EGIDIO 2. Guido DI EGIDIO																								
1	1	3:01.222	1:42.647	38.583	39.992	108.1	3:01.222	1	1	4:31.221	3:15.213	38.757	37.251	118.0	4:31.221	1	1	4:31.221	3:15.213	38.757	37.251	118.0	4:31.221	
40 Porsche 911 2.0L GTL																								
1. Syd COOMBES 2. Peter DUMBRECK																								
1	1	3:21.827	2:06.002	38.093	37.732	110.3	3:21.827	1	1	4:31.221	3:15.213	38.757	37.251	118.0	4:31.221	1	1	4:31.221	3:15.213	38.757	37.251	118.0	4:31.221	
42 Porsche 911 2.0L GTL																								
1. Stephan KOENIG 2. Philipp KOENIG																								
1	2	2:51.526	1:33.829	38.666	39.031	98.5	2:51.526	1	1	4:31.221	3:15.213	38.757	37.251	118.0	4:31.221	1	1	4:31.221	3:15.213	38.757	37.251	118.0	4:31.221	
44 Porsche 911 2.0L GTL																								
1. Christian COLL																								
1	1	4:31.221	3:15.213	38.757	37.251	118.0	4:31.221	1	1	4:31.221	3:15.213	38.757	37.251	118.0	4:31.221	1	1	4:31.221	3:15.213	38.757	37.251	118.0	4:31.221	
53 Porsche 911 2.0L GTL																								
1. Timothy PAPPAS 2. Jeroen BLEEKEMOLEN																								
1	1	3:51.986	2:27.480	41.825	42.681	98.1	3:51.986	1	1	4:31.221	3:15.213	38.757	37.251	118.0	4:31.221	1	1	4:31.221	3:15.213	38.757	37.251	118.0	4:31.221	
54 Porsche 911 2.0L GTL-ELI																								
1. Timothy PAPPAS 2. Jeroen BLEEKEMOLEN																								
1	1	3:51.986	2:27.480	41.825	42.681	98.1	3:51.986	1	1	4:31.221	3:15.213	38.757	37.251	118.0	4:31.221	1	1	4:31.221	3:15.213	38.757	37.251	118.0	4:31.221	



2.0L CUP GRAND PRIX DE L'AGE D'OR PRIVATE PRACTICE

Sector Analysis

■ Personal Best
 ■ Session Best
 ■ Crossing the finish line in pit lane

Lap	D	Time	Sector 1	Sector 2	Sector 3	T. Spd	Elapsed	Lap	D	Time	Sector 1	Sector 2	Sector 3	T. Spd	Elapsed
17	2	1:44.889	29.330	37.907	37.652	184.6	35:37.436	6	1	1:59.233	44.119	37.839	37.275	80.5	18:30.618
18	2	1:47.591	28.632	40.832	38.127	196.4	37:25.027	7	1	1:43.924	29.184	37.266	37.474	174.5	20:14.542
19	2	1:43.354	28.638	37.207	37.509	195.3	39:08.381	8	1	2:03.049	28.811	37.010	57.228	193.5	22:17.591
20	2	1:45.486	28.531	39.212	37.743	199.3	40:53.867	9	1	4:09.910 B	29.735	37.400	3:02.775	164.9	26:27.501

55 Porsche 911 2.0L 1. Philippe de CRAENE GTL							
1	1	4:11.637	2:48.209	40.892	42.536	101.7	4:11.637
2	1	1:47.283	31.662	37.920	37.701	139.0	5:58.920
3	1	1:45.785	30.110	37.412	38.263	188.5	7:44.705
4	1	1:45.056	29.521	37.489	38.046	190.1	9:29.761
5	1	5:47.002 B	29.474	37.328	4:40.200	189.8	15:16.763
6	1	1:54.806	37.615	37.343	39.848	121.1	17:11.569
7	1	1:44.420	29.526	37.286	37.608	186.5	18:55.989
8	1	2:58.694 B	28.804	36.810	1:53.080	198.5	21:54.683
9	1	1:55.815	38.885	37.667	39.263	115.1	23:50.498
10	1	1:46.210	30.092	38.171	37.947	196.4	25:36.708
11	1	1:44.021	28.768	37.349	37.904	203.8	27:20.729
12	1	1:43.783	28.568	36.862	38.353	194.2	29:04.512
13	1	1:43.000	28.474	36.860	37.666	200.7	30:47.512
14	1	1:43.022	28.770	36.551	37.701	203.8	32:30.534
15	1	1:44.165	29.371	36.702	38.092	197.4	34:14.699
16	1	1:44.126	29.347	37.047	37.732	180.9	35:58.825
17	1	1:43.062	28.598	36.625	37.839	201.9	37:41.887
18	1	1:44.784	29.311	37.401	38.072	197.8	39:26.671
19	1	1:44.042	28.838	37.308	37.896	192.2	41:10.713

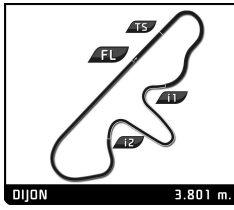
63 Porsche 911 2.0L 1. Franck DECHAME GTL							
1	1	4:31.314	3:07.603	42.085	41.626	101.7	4:31.314
2	1	1:51.021	30.925	39.734	40.362	181.2	6:22.335
3	1	1:50.478	31.576	39.050	39.852	182.1	8:12.813
4	1	1:48.590	30.781	38.764	39.045	178.2	10:01.403
5	1	1:50.155	30.383	39.469	40.303	180.3	11:51.558
6	1	1:47.896	30.603	38.728	38.565	172.2	13:39.454
7	1	1:48.286	29.465	39.485	39.336	190.1	15:27.740
8	1	1:49.386	30.104	38.590	40.692	187.8	17:17.126
9	1	4:06.227 B	31.549	39.112	2:55.566	158.6	21:23.353
10	1	1:59.528	40.616	40.200	38.712	113.6	23:22.881
11	1	1:46.969	29.826	38.290	38.853	186.5	25:09.850
12	1	1:45.908	29.241	38.136	38.531	186.5	26:55.758
13	1	1:48.549	31.990	38.512	38.047	192.5	28:44.307
14	1	1:46.746	29.841	38.653	38.252	184.9	30:31.053
15	1	1:46.070	29.722	38.066	38.282	189.5	32:17.123
16	1	1:48.203	30.176	38.533	39.494	187.5	34:05.326
17	1	1:52.562	33.302	38.128	41.132	137.4	35:57.888
18	1	1:49.012	31.332	38.890	38.790	169.3	37:46.900
19	1	1:48.345	29.755	38.917	39.673	188.8	39:35.245
20	1	1:47.076	30.064	38.280	38.732	180.6	41:22.321

65 Porsche 911 2.0L 1. Erwin VAN LIESHOUT GTL							
1	1	4:52.037	3:27.700	43.308	41.029	95.9	4:52.037
2	1	1:49.065	33.017	38.132	37.916	133.5	6:41.102
3	1	1:42.835	28.805	36.922	37.108	182.7	8:23.937
4	1	1:43.805	29.147	37.212	37.446	174.5	10:07.742
5	1	6:23.643 B	29.253	37.585	5:16.805	169.3	16:31.385

73 Porsche 911 2.0L 1. William PAUL GTL							
1	1	4:27.753	3:05.576	41.466	40.711	88.4	4:27.753
2	1	1:47.958	30.694	37.480	39.784	171.7	6:15.711
3	1	1:48.697	30.677	38.771	39.249	190.5	8:04.408
4	1	1:43.089	28.953	36.471	37.665	187.8	9:47.497
5	1	7:21.369 B	28.838	36.926	6:15.605	188.5	17:08.866
6	1	1:52.046	37.699	36.790	37.557	122.2	19:00.912
7	1	1:42.404	28.468	36.436	37.500	193.5	20:43.316
8	1	1:42.479	28.617	36.355	37.507	190.5	22:25.795
9	1	1:43.030	28.267	36.611	38.152	198.2	24:08.825
10	1	1:43.300	29.428	36.595	37.277	201.1	25:52.125
11	1	1:42.296	28.494	36.364	37.438	197.1	27:34.421
12	1	1:42.080	28.407	36.422	37.251	198.9	29:16.501
13	1	1:41.893	28.349	36.373	37.171	199.3	30:58.394
14	1	1:44.934	29.908	36.994	38.032	170.1	32:43.328
15	1	1:42.637	28.605	36.466	37.566	197.1	34:25.965
16	1	1:42.134	28.438	36.215	37.481	199.3	36:08.099
17	1	1:42.062	28.316	36.410	37.336	199.3	37:50.161

77 Porsche 911 2.0L 1. Seb PEREZ 2. Phil QUALIF ELI							
1	1	3:17.972	1:59.087	39.819	39.066	98.7	3:17.972
2	1	1:40.650	27.821	35.955	36.874	197.1	4:58.622
3	1	1:40.382	27.416	36.118	36.848	201.9	6:39.004
4	1	3:37.794 B	27.564	37.238	2:32.992	202.6	10:16.798
5	1	1:56.748	42.526	37.508	36.714	100.5	12:13.546
6	1	1:40.219	27.395	36.020	36.804	201.1	13:53.765
7	1	1:40.201	27.428	35.973	36.800	202.2	15:33.966
8	1	5:20.526 B	27.647	35.905	4:16.974	202.2	20:54.492
9	2	1:52.297	36.825	37.472	38.000	119.9	22:46.789
10	2	1:41.716	27.936	36.706	37.074	198.5	24:28.505
11	2	1:41.555	28.038	36.589	36.928	201.1	26:10.060
12	2	1:50.555	27.941	44.494	38.120	201.9	28:00.615
13	2	1:41.397	27.823	36.578	36.996	201.1	29:42.012
14	2	2:18.249 B	28.358	37.113	1:12.778	192.9	32:00.261
15	2	1:59.137	36.503	44.603	38.031	127.7	33:59.398
16	2	1:40.932	27.847	36.345	36.740	201.5	35:40.330
17	2	1:43.917	27.534	37.193	39.190	202.2	37:24.247
18	2	1:41.511	27.557	36.661	37.293	202.2	39:05.758
19	2	1:40.805	27.568	36.427	36.810	202.2	40:46.563

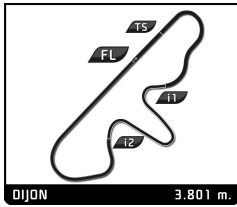
82 Porsche 911 2.0L 1. Uwe KOLB 2. Lorenzo ROCCO DI TORR GTL							
1	1	4:12.476	2:42.067	45.734	44.675	69.1	4:12.476
2	1	2:06.543	36.036	44.180	46.327	135.7	6:19.019
3	1	1:59.277	34.481	42.870	41.926	156.7	8:18.296
4	1	1:53.911	32.459	41.145	40.307	172.0	10:12.207
5	1	3:46.676 B	32.318	41.839	2:32.519	161.7	13:58.883



2.0L CUP GRAND PRIX DE L'AGE D'OR PRIVATE PRACTICE

Sector Analysis

										■ Personal Best ■ Session Best ■ Crossing the finish line in pit lane									
Lap	D	Time	Sector 1	Sector 2	Sector 3	T. Spd	Elapsed	Lap	D	Time	Sector 1	Sector 2	Sector 3	T. Spd	Elapsed				
6	1	2:04.104	39.352	40.671	44.081	114.3	16:02.987	17	1	1:41.982	28.225	36.806	36.951	203.0	33:21.818				
7	1	1:52.010	31.257	39.572	41.181	182.7	17:54.997	18	1	1:42.352	28.137	36.989	37.226	202.6	35:04.170				
8	1	1:51.895	31.317	39.508	41.070	185.9	19:46.892	19	1	1:41.469	27.892	36.807	36.770	203.0	36:45.639				
9	1	1:51.183	31.182	39.321	40.680	184.9	21:38.075	20	1	1:41.974	27.896	36.858	37.220	204.2	38:27.613				
10	1	1:50.140	31.056	39.127	39.957	187.2	23:28.215								154 Porsche 911 2.0L GTL				
11	1	1:49.813	30.765	39.173	39.875	194.6	25:18.028								1. Gaby VON OPPENHEIM 2. Christine de SIEBENTHAL				
12	1	1:50.738	30.623	39.557	40.558	189.1	27:08.766	1	1	2:53.054	1:29.171	41.825	42.058	103.5	2:53.054				
13	1	1:49.723	30.637	39.331	39.755	192.5	28:58.489	2	1	1:50.312	31.741	38.924	39.647	167.4	4:43.366				
14	1	1:49.286	30.477	38.861	39.948	189.8	30:47.775	3	1	1:49.307	29.909	39.273	40.125	188.2	6:32.673				
15	1	1:57.128	33.780	41.620	41.728	159.5	32:44.903	4	1	4:13.400 B	30.425	41.802	3:01.173	175.6	10:46.073				
							84 Porsche 911 2.0L GTL-ELI 1. Steve JONES 2. Oliver BRYANT			5	2	2:15.114	53.385	41.395	40.334	80.9	13:01.187		
1	2	2:59.615	1:43.241	38.676	37.698	112.4	2:59.615	6	2	1:49.830	30.745	38.874	40.211	168.7	14:51.017				
2	2	1:42.841	28.601	36.721	37.519	184.9	4:42.456	7	2	1:50.173	30.278	39.143	40.752	170.1	16:41.190				
3	2	1:41.200	27.764	36.581	36.855	200.7	6:23.656	8	2	1:48.381	30.789	38.507	39.085	163.4	18:29.571				
4	2	1:43.203	29.573	36.694	36.936	194.6	8:06.859	9	2	1:47.458	29.617	38.760	39.081	176.8	20:17.029				
5	2	1:40.559	27.603	36.102	36.854	201.5	9:47.418	10	2	1:48.599	29.481	38.550	40.568	176.2	22:05.628				
6	2	4:08.595 B	28.095	37.077	3:03.423	198.2	13:56.013	11	2	1:47.417	29.583	38.893	38.941	173.9	23:53.045				
7	2	1:56.819	38.431	39.213	39.175	115.3	15:52.832	12	2	3:21.061 B	32.416	40.342	2:08.303	147.5	27:14.106				
8	2	1:41.447	28.003	36.328	37.116	202.2	17:34.279	13	2	1:55.823	37.743	38.899	39.181	119.6	29:09.929				
9	2	1:40.667	27.624	36.205	36.838	201.5	19:14.946	14	2	1:47.918	30.111	38.512	39.295	169.5	30:57.847				
							88 Porsche 911 2.0L GTL 1. Steven OSBORNE 2. Chris WARD			15	2	4:33.327 B	29.903	39.587	3:23.837	175.9	35:31.174		
1	1	3:40.875	2:21.818	39.837	39.220	91.1	3:40.875	16	2	1:55.178	38.621	38.275	38.282	113.2	37:26.352				
2	1	1:48.220	30.475	39.103	38.642	157.9	5:29.095	17	2	1:42.760	28.290	37.042	37.428	193.2	39:09.112				
3	1	1:44.486	28.905	37.591	37.990	180.3	7:13.581	18	2	1:42.136	27.955	36.987	37.194	200.7	40:51.248				
4	1	1:43.376	28.765	36.807	37.804	193.2	8:56.957								269 Porsche 911 2.0L ELI-GTL 1. Vincent KOLB 2. Max MORITZ				
5	1	1:42.470	28.574	36.403	37.493	195.3	10:39.427	1	1	3:51.399	2:28.313	42.509	40.577	100.2	3:51.399				
6	1	4:18.206 B	29.229	36.538	3:12.439	175.6	14:57.633	2	1	1:42.994	28.924	36.503	37.567	173.4	5:34.393				
7	1	1:59.791	40.100	38.380	41.311	111.5	16:57.424	3	1	1:41.838	28.190	36.293	37.355	188.8	7:16.231				
8	1	1:43.473	28.862	36.835	37.776	190.5	18:40.897	4	1	1:41.567	27.722	36.189	37.656	199.3	8:57.798				
9	1	1:43.588	28.795	36.837	37.956	197.1	20:24.485	5	1	1:41.978	28.189	36.674	37.115	199.3	10:39.776				
10	1	5:00.418 B	28.653	37.059	3:54.706	194.9	25:24.903	6	1	1:41.108	27.801	36.098	37.209	201.5	12:20.884				
11	1	2:03.459	43.407	42.257	37.795	121.2	27:28.362	7	1	1:41.128	27.793	36.188	37.147	199.3	14:02.012				
12	1	1:41.914	28.679	36.478	36.757	178.2	29:10.276	8	1	5:39.741 B	27.776	36.779	4:35.186	198.9	19:41.753				
13	1	1:41.440	28.107	36.233	37.100	196.4	30:51.716	9	1	1:51.149	37.049	36.721	37.379	115.5	21:32.902				
							116 Porsche 911 2.0L GTL 1. Bonamy GRIMES			10	1	1:41.312	27.981	36.182	37.149	199.6	23:14.214		
1	1	3:19.860	2:04.926	37.231	37.703	100.7	3:19.860	11	1	1:41.913	27.869	36.232	37.812	203.0	24:56.127				
2	1	1:43.376	28.401	37.325	37.650	202.2	5:03.236	12	1	1:40.781	27.583	36.058	37.140	203.4	26:36.908				
3	1	1:45.055	29.289	38.137	37.629	191.2	6:48.291	13	1	1:40.946	27.707	36.201	37.038	203.0	28:17.854				
4	1	1:43.033	28.687	37.164	37.182	199.3	8:31.324	14	1	1:49.650	31.283	40.764	37.603	165.6	30:07.504				
5	1	3:42.929 B	28.146	37.428	2:37.355	202.6	12:14.253	15	1	1:41.490	28.310	36.094	37.086	181.8	31:48.994				
6	1	2:13.253 B	35.389	36.926	1:00.938	109.5	14:27.506								411 Porsche 911 2.0L GTL-ELI 1. Lukas BUCHER 2. David VERZIJLBERGEN				
7	1	1:51.438	36.648	36.662	38.128	121.6	16:18.944	1	1	7:25.412	6:09.739	38.322	37.351	120.1	7:25.412				
8	1	1:42.047	28.349	36.468	37.230	198.9	18:00.991	2	1	1:43.416	28.780	37.284	37.352	200.0	9:08.828				
9	1	1:43.783	27.926	37.114	38.743	203.4	19:44.774	3	1	1:41.688	28.046	36.612	37.030	201.9	10:50.516				
10	1	1:42.025	28.104	37.060	36.861	203.4	21:26.799	4	1	1:41.839	28.238	36.566	37.035	202.6	12:32.355				
11	1	1:42.206	28.024	37.148	37.034	203.8	23:09.005	5	1	1:41.853	28.502	36.511	36.840	203.0	14:14.208				
12	1	1:42.129	28.228	36.852	37.049	204.2	24:51.134	6	1	1:48.087	28.494	36.258	43.335	203.0	16:02.295				
13	1	1:41.985	27.884	36.700	37.401	203.4	26:33.119	7	1	1:41.338	28.348	36.112	36.878	202.2	17:43.633				
14	1	1:43.500	28.037	38.366	37.097	203.0	28:16.619	8	1	3:34.027 B	28.354	36.332	2:29.341	203.4	21:17.660				
15	1	1:41.810	28.177	36.813	36.820	204.5	29:58.429	9	2	1:54.211	39.531	37.454	37.226	114.4	23:11.871				
16	1	1:41.407	27.913	36.645	36.849	203.4	31:39.836	10	2	1:42.043	27.747	37.039	37.257	201.5	24:53.914				
								11	2	1:40.401	27.676	35.850	36.875	205.7	26:34.315				



2.0L CUP GRAND PRIX DE L'AGE D'OR PRIVATE PRACTICE

Sector Analysis

■ Personal Best
 ■ Session Best
 B Crossing the finish line in pit lane

Lap	D	Time	Sector 1	Sector 2	Sector 3	T. Spd	Elapsed	Lap	D	Time	Sector 1	Sector 2	Sector 3	T. Spd	Elapsed
12	2	1:41.006	27.546	36.596	36.864	204.9	28:15.321								
13	2	1:40.609	27.881	35.974	36.754	205.3	29:55.930								
14	2	1:39.886	27.536	35.764	36.586	203.4	31:35.816								
15	2	1:40.145	27.856	35.726	36.563	199.3	33:15.961								

650		Porsche 911 2.0L				GTL-EI	
		1. Jussi ITAVUORI					
		2. Risto VIRTANEN					
1	2	3:05.038	1:45.051	41.019	38.968	109.8	3:05.038
2	2	1:44.975	29.535	37.481	37.959	187.8	4:50.013
3	2	1:43.460	28.759	37.164	37.537	197.1	6:33.473
4	2	1:43.455	28.555	37.168	37.732	196.4	8:16.928
5	2	1:44.026	28.779	37.216	38.031	200.4	10:00.954
6	2	1:42.385	28.698	36.508	37.179	203.0	11:43.339
7	2	1:42.252	28.540	36.571	37.141	204.5	13:25.591
8	2	1:41.874	28.511	36.427	36.936	204.5	15:07.465
9	2	4:42.796 B	29.750	37.373	3:35.673	199.6	19:50.261
10	1	2:04.222	42.428	41.845	39.949	109.9	21:54.483
11	1	1:54.541	30.288	38.934	45.319	193.5	23:49.024
12	1	4:15.239 B	31.374	42.897	3:00.968	187.2	28:04.263
13	1	2:00.905	40.451	40.061	40.393	121.1	30:05.168

757		Porsche 911 2.0L				GTL	
		1. Jürgen RUDOLPH					
1	1	2:58.440	1:34.573	41.982	41.885	103.7	2:58.440
2	1	1:49.017	31.233	38.682	39.102	176.2	4:47.457
3	1	1:45.172	29.301	37.530	38.341	191.2	6:32.629
4	1	1:44.973	28.980	37.983	38.010	196.0	8:17.602
5	1	1:44.258	29.019	37.102	38.137	196.7	10:01.860
6	1	1:42.918	28.740	36.639	37.539	201.1	11:44.778
7	1	1:42.771	28.621	36.734	37.416	201.1	13:27.549
8	1	1:42.582	28.497	36.722	37.363	200.7	15:10.131
9	1	1:46.881	28.837	37.435	40.609	204.5	16:57.012
10	1	1:43.575	28.807	37.137	37.631	194.9	18:40.587
11	1	1:43.372	28.679	37.052	37.641	201.5	20:23.959
12	1	1:43.888	28.840	36.889	38.159	199.3	22:07.847
13	1	1:43.304	28.770	36.963	37.571	197.8	23:51.151
14	1	1:46.175	29.627	38.994	37.554	196.0	25:37.326
15	1	1:43.964	28.917	36.949	38.098	203.4	27:21.290
16	1	1:43.341	29.111	36.774	37.456	198.5	29:04.631
17	1	1:43.131	28.854	37.115	37.162	197.1	30:47.762

919		Porsche 911 2.0L				GTL	
		1. Frank STRICKER					
1	1	4:26.522	2:57.172	43.800	45.550	93.7	4:26.522
2	1	1:57.471	36.437	41.042	39.992	131.5	6:23.993
3	1	1:49.787	30.786	39.714	39.287	178.8	8:13.780
4	1	1:49.216	31.108	38.506	39.602	180.3	10:02.996
5	1	1:48.390	29.596	38.853	39.941	189.1	11:51.386
6	1	1:46.537	29.469	37.943	39.125	192.9	13:37.923