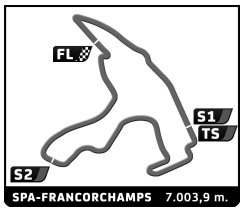

SIXTIES' ENDURANCE
SPA CLASSIC
QUALIFYING

Sector Analysis

Personal Best | Session Best | **B** Crossing the finish line in pit lane

1
Shelby Cobra Daytona Coupe 1964
1.Olivier GALANT — GT5

Lap	D	Time	Sector 1	Sector 2	Sector 3	T. Spd	Elapsed
1	1	2:59.627	35.346	1:34.699	49.582	145.8	2:59.627
2	1	3:00.908	49.863	1:26.044	45.001	171.8	6:00.535
3	1	2:59.796	47.859	1:27.482	44.455	175.1	9:00.331
4	1	3:16.959 B	51.487	1:28.926	56.546	162.8	12:17.290
5	1	8:45.093	6:23.951	1:32.627	48.515	107.2	21:02.383
6	1	2:55.149	49.390	1:20.701	45.058	183.9	23:57.532
7	1	3:43.066	49.753	1:25.211	1:28.102	184.2	27:40.598
8	1	3:07.709	1:00.626	1:22.040	45.043	186.9	30:48.307
9	1	3:04.371 B	47.753	1:18.496	58.122	182.6	33:52.678

2
Jaguar E-Type 3.8 1964
1.Guy Fabrice MESTROT
2.José DA ROCHA — GT4

Lap	D	Time	Sector 1	Sector 2	Sector 3	T. Spd	Elapsed
1	1	5:11.682	2:34.262	1:41.696	55.724	139.5	5:11.682
2	1	3:28.672	58.876	1:37.820	51.976	157.5	8:40.354
3	1	3:16.690	54.834	1:29.938	51.918	163.3	11:57.044
4	1	4:41.649	1:18.838	1:55.939	1:26.872	73.8	16:38.693
5	1	4:02.085	1:25.693	1:44.969	51.423	87.6	20:40.778
6	1	3:18.581	53.892	1:31.707	52.982	176.0	23:59.359
7	1	4:02.509 B	54.032	1:33.341	1:35.136	187.6	28:01.868
8	2	5:58.123	3:40.184	1:29.360	48.579	162.8	33:59.991
9	2	3:12.319	53.227	1:29.119	49.973	150.1	37:12.310
10	2	3:52.546 B	52.219	1:25.219	1:35.108	174.5	41:04.856

3
Shelby Cobra Daytona Coupe 1965
1.Armand MILLE
2.Yves SCEMAMA — GT5

Lap	D	Time	Sector 1	Sector 2	Sector 3	T. Spd	Elapsed
1	2	4:09.908	1:30.099	1:46.106	53.703	125.3	4:09.908
2	2	3:11.595	53.670	1:29.562	48.363	155.6	7:21.503
3	2	3:04.095	50.748	1:27.036	46.311	174.8	10:25.598
4	2	3:29.754 B	48.322	1:25.159	1:16.273	180.0	13:55.352
5	1	6:54.849	4:20.389	1:46.681	47.779	71.8	20:50.201
6	1	2:58.456	48.152	1:23.361	46.943	185.6	23:48.657
7	1	3:06.335	48.415	1:22.642	55.278	171.3	26:54.992
8	1	3:31.527	1:21.072	1:24.080	46.375	141.6	30:26.519
9	1	2:54.800	47.352	1:21.698	45.750	183.6	33:21.319
10	1	3:05.806 B	47.988	1:22.768	55.050	165.4	36:27.125
11	1	5:30.514	3:09.781	1:23.089	57.644	160.3	41:57.639

4
Jaguar E-Type 3.8 1965
1.Alexis de BEAUMONT
2. MAVERICK — GT4

Lap	D	Time	Sector 1	Sector 2	Sector 3	T. Spd	Elapsed
1	1	5:12.535	2:35.818	1:42.555	54.162	126.8	5:12.535
2	1	3:21.689	55.988	1:34.446	51.255	171.8	8:34.224
3	1	3:32.450 B	52.850	1:34.946	1:04.654	152.8	12:06.674
4	2	7:26.170	3:48.888	2:10.339	1:26.943	80.4	19:32.844
5	2	3:02.984	51.106	1:24.511	47.367	170.7	22:35.828
6	2	3:03.687	49.678	1:24.706	49.303	181.3	25:39.515
7	2	3:43.678	1:11.709	1:44.076	47.893	83.7	29:23.193
8	2	3:04.185	50.861	1:26.691	46.633	151.9	32:27.378
9	2	3:03.493	50.590	1:25.155	47.748	179.7	35:30.871
10	2	3:04.293	50.301	1:25.753	48.239	163.3	38:35.164
11	2	3:47.931	1:07.404	1:34.990	1:05.537	120.4	42:23.095

7
Lotus Elan 26R 1963
1.Eugène DELEPLANQUE — GT2

Lap	D	Time	Sector 1	Sector 2	Sector 3	T. Spd	Elapsed
1	1	3:35.128	57.733	1:44.019	53.376	145.6	3:35.128
2	1	3:12.719	54.627	1:29.719	48.373	165.2	6:47.847
3	1	3:07.905	52.412	1:27.571	47.922	168.7	9:55.752
4	1	3:26.252 B	52.522	1:25.628	1:08.102	180.0	13:22.004
5	1	6:59.432	3:43.150	2:10.059	1:06.223	72.5	20:21.436
6	1	3:11.187	53.369	1:27.994	49.824	177.2	23:32.623
7	1	3:28.098 B	54.040	1:27.192	1:06.866	182.6	27:00.721
8	1	4:30.986	2:13.097	1:28.225	49.664	140.8	31:31.707
9	1	3:14.806	55.472	1:26.308	53.026	178.4	34:46.513

8
Jaguar E-Type 3.8 1965
1.Xavier GALANT — GT4

Lap	D	Time	Sector 1	Sector 2	Sector 3	T. Spd	Elapsed
1	1	3:35.624	46.891	1:48.398	1:00.335	119.3	3:35.624
2	1	3:39.732	1:01.434	1:41.000	57.298	128.0	7:15.356
3	1	3:37.253	58.570	1:41.956	56.727	140.4	10:52.609
4	1	4:27.885	57.594	1:59.217	1:31.074	153.3	15:20.494
5	1	5:01.240	1:47.331	2:10.906	1:03.003	76.8	20:21.734
6	1	3:35.609	58.746	1:38.722	58.141	126.1	23:57.343
7	1	4:00.554	56.857	1:37.715	1:25.982	151.2	27:57.897
8	1	3:33.074	1:03.396	1:36.628	53.050	140.1	31:30.971
9	1	3:30.173	56.868	1:35.812	57.493	143.4	35:01.144
10	1	3:25.536	55.235	1:36.874	53.427	157.3	38:26.680
11	1	4:00.848 B	55.428	1:36.976	1:28.444	144.8	42:27.528

9
Jaguar E-Type 3.8 1964
1.Maurizio BIANCO — GT4

Lap	D	Time	Sector 1	Sector 2	Sector 3	T. Spd	Elapsed
1	1	3:40.858	1:04.455	1:40.813	55.590	129.1	3:40.858
2	1	3:09.615	54.272	1:28.101	47.242	154.2	6:50.473
3	1	3:04.478	50.940	1:25.381	48.157	163.8	9:54.951
4	1	3:22.866 B	51.885	1:25.752	1:05.229	152.8	13:17.817
5	1	10:32.314	7:51.173	1:46.965	54.176	105.2	23:50.131
6	1	3:36.720	52.028	1:27.133	1:17.559	168.7	27:26.851
7	1	3:19.689	1:07.948	1:24.597	47.144	165.2	30:46.540
8	1	3:02.410	50.367	1:22.313	49.730	161.5	33:48.950
9	1	2:59.908	49.454	1:22.704	47.750	180.3	36:48.858
10	1	4:11.424 B	50.067	1:28.291	1:53.066	173.3	41:00.282

10
Shelby Cobra 289 1964
1.Max HUBER — GT5

Lap	D	Time	Sector 1	Sector 2	Sector 3	T. Spd	Elapsed
1	1	4:02.029	1:07.614	1:51.514	1:02.901	122.9	4:02.029
2	1	3:25.411	57.682	1:35.465	52.264	138.3	7:27.440
3	1	3:21.020	53.389	1:31.449	56.182	147.7	10:48.460
4	1	4:25.787	52.018	2:02.470	1:31.299	154.9	15:14.247
5	1	5:00.520	1:46.922	2:11.435	1:02.163	75.1	20:14.767
6	1	3:14.056	52.068	1:30.089	51.899	152.1	23:28.823
7	1	3:53.045	55.532	1:38.209	1:19.304	154.4	27:21.868
8	1	3:30.971	1:13.384	1:27.665	49.922	153.1	30:52.839
9	1	3:05.752	51.200	1:26.320	48.232	165.7	33:58.591
10	1	3:02.827	50.140	1:25.019	47.668	187.3	37:01.418
11	1	3:12.581	49.766	1:24.261	58.554	175.7	40:13.999

11
Shelby Cobra 289 1965
1.Frederic WAKEMAN
2.Patrick BLAKENEY-EDWAR — GT5

Lap	D	Time	Sector 1	Sector 2	Sector 3	T. Spd	Elapsed
1	1	4:21.150	1:41.034	1:44.564	55.552	128.9	4:21.150
2	1	3:14.895	55.053	1:31.442	48.400	159.3	7:36.045
3	1	3:08.150	50.802	1:27.242	50.106	153.5	10:44.195
4	1	3:48.921	49.634	1:38.748	1:20.539	163.8	14:33.116
5	1	5:18.486 B	1:36.282	2:03.024	1:39.180	84.6	19:51.602

THE BEAUTIFUL WATCH

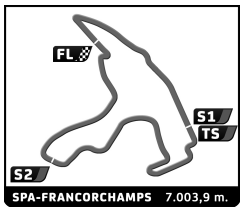

SIXTIES' ENDURANCE
SPA CLASSIC
QUALIFYING

Sector Analysis

Personal Best | Session Best | **B** Crossing the finish line in pit lane

Lap	D	Time	Sector 1	Sector 2	Sector 3	T. Spd	Elapsed
6	2	5:26.194	3:11.961	1:26.011	48.222	154.2	25:17.796
7	2	3:40.428	50.115	2:00.648	49.665	151.5	28:58.224
8	2	2:58.859	49.124	1:22.630	47.105	171.8	31:57.083
9	2	2:58.049	47.838	1:22.624	47.587	173.3	34:55.132
10	2	3:03.198	49.445	1:23.009	50.744	156.8	37:58.330
11	2	3:09.171	48.276	1:21.886	59.009	170.7	41:07.501

12 Shelby Cobra 289 1963
1.Charles de VILLAUCOURT — GT5

Lap	D	Time	Sector 1	Sector 2	Sector 3	T. Spd	Elapsed
1	1	4:34.805	1:54.216	1:46.153	54.436	134.9	4:34.805
2	1	3:21.704	54.656	1:32.599	54.449	147.1	7:56.509
3	1	3:05.183	50.287	1:27.194	47.702	176.0	11:01.692
4	1	4:26.611 B	50.847	1:54.445	1:41.319	191.1	15:28.303
5	1	7:03.151	4:46.492	1:27.862	48.797	148.2	22:31.454
6	1	3:00.945	49.732	1:23.068	48.145	194.4	25:32.399
7	1	3:42.561	56.892	1:53.314	52.355	101.1	29:14.960
8	1	3:04.057	50.864	1:25.968	47.225	166.8	32:19.017
9	1	3:03.410	49.195	1:25.465	48.750	176.9	35:22.427
10	1	3:03.940	50.639	1:25.022	48.279	144.8	38:26.367
11	1	3:08.026	49.161	1:23.641	55.224	167.3	41:34.393

15 Shelby Cobra 289 1964
1.James COTTINGHAM
2.Jeremy COTTINGHAM — GT5

Lap	D	Time	Sector 1	Sector 2	Sector 3	T. Spd	Elapsed
1	1	3:39.345	1:07.402	1:40.109	51.834	158.0	3:39.345
2	1	3:01.221	49.929	1:26.012	45.280	161.0	6:40.566
3	1	2:55.936	48.252	1:23.030	44.654	181.3	9:36.502
4	1	3:21.028 B	49.951	1:25.872	1:05.205	167.6	12:57.530
5	2	7:17.714	4:05.246	2:10.775	1:01.693	70.7	20:15.244
6	2	3:14.467 B	52.147	1:25.498	56.822	163.1	23:29.711
7	1	5:21.211	2:36.132	1:48.034	57.045	162.8	28:50.922
8	1	3:01.076	51.642	1:23.176	46.258	168.4	31:51.998
9	1	3:01.951	50.994	1:22.707	48.250	166.2	34:53.949
10	1	2:57.966	50.134	1:21.794	46.038	168.2	37:51.915
11	1	3:25.925	48.174	1:20.490	1:17.261	189.3	41:17.840

17 Shelby Cobra 289 1965
1.Luc-Pierre VERQUIN — GT5

Lap	D	Time	Sector 1	Sector 2	Sector 3	T. Spd	Elapsed
1	1	4:18.256	1:41.205	1:40.658	56.393	136.7	4:18.256
2	1	3:16.548	53.535	1:31.009	52.004	149.0	7:34.804
3	1	3:10.760	53.017	1:27.600	50.143	159.0	10:45.564
4	1	3:51.013	52.747	1:48.187	1:10.079	160.3	14:36.577
5	1	5:00.263	1:33.929	2:03.625	1:22.709	78.0	19:36.840
6	1	3:06.510	50.894	1:26.702	48.914	164.1	22:43.350
7	1	3:04.984	50.816	1:25.254	48.914	178.4	25:48.334
8	1	3:46.807	1:10.123	1:46.242	50.442	73.2	29:35.141
9	1	3:06.751	50.972	1:26.492	49.287	185.6	32:41.892
10	1	3:06.935	51.684	1:26.434	48.817	171.0	35:48.827
11	1	3:11.387	51.389	1:28.497	51.501	169.0	39:00.214
12	1	3:32.530	50.633	1:25.044	1:16.853	184.2	42:32.744

18 Shelby Cobra Daytona Coupe 1964
1.Jim BOUZAGLOU
2.William BOWDISH — GT5

Lap	D	Time	Sector 1	Sector 2	Sector 3	T. Spd	Elapsed
1	1	4:53.304	2:15.140	1:41.314	56.850	138.9	4:53.304
2	1	3:33.999	57.433	1:40.194	56.372	146.1	8:27.303
3	1	3:22.574	55.300	1:34.148	53.126	153.3	11:49.877
4	1	4:50.179 B	1:18.712	1:55.896	1:35.571	75.7	16:40.056
5	2	6:17.996	3:57.533	1:30.007	50.456	166.2	22:58.052
6	2	3:09.553	51.939	1:28.404	49.210	164.1	26:07.605
7	2	3:57.783	1:30.925	1:37.992	48.866	84.6	30:05.388
8	2	3:08.479	51.851	1:27.811	48.817	154.7	33:13.867
9	2	3:14.223	53.415	1:29.881	50.927	162.8	36:28.090
10	2	3:19.953	52.669	1:30.025	57.259	149.7	39:48.043
11	2	3:13.671	54.590	1:28.000	51.081	161.5	43:01.714

20 Shelby Mustang GT350 1965
1.Christian DUMOLIN
2.Pierre-Alain THIBAUT — GT5

Lap	D	Time	Sector 1	Sector 2	Sector 3	T. Spd	Elapsed
1	1	4:28.288	1:49.430	1:42.382	56.476	133.6	4:28.288
2	1	3:23.371	54.961	1:36.628	51.782	157.3	7:51.659
3	1	3:18.877	53.852	1:32.400	52.625	170.7	11:10.536
4	1	4:26.817 B	57.263	1:50.631	1:38.923	147.7	15:37.353
5	2	8:44.274	6:26.263	1:29.151	48.860	143.4	24:21.627
6	2	3:41.853	51.209	1:29.364	1:21.280	167.6	28:03.480
7	2	3:09.418	56.998	1:24.427	47.993	166.0	31:12.898
8	2	3:02.000	50.378	1:24.026	47.596	169.8	34:14.898
9	2	3:14.351 B	50.449	1:24.416	59.486	171.5	37:29.249

22 Jaguar E-Type 3.8 1963
1.Jean-Luc BLANCHEMAIN — GT4

Lap	D	Time	Sector 1	Sector 2	Sector 3	T. Spd	Elapsed
1	1	4:25.618	1:52.097	1:38.552	54.969	148.6	4:25.618
2	1	3:16.316	55.597	1:30.393	50.326	165.2	7:41.934
3	1	3:10.674	54.039	1:25.901	50.734	157.5	10:52.608
4	1	4:24.440	53.402	2:00.017	1:31.021	167.3	15:17.048
5	1	4:56.026	1:48.475	2:10.424	57.127	72.3	20:13.074
6	1	3:08.571	52.729	1:26.631	49.211	161.0	23:21.645
7	1	3:28.032 B	52.276	1:26.608	1:09.148	170.7	26:49.677

23 TVR Griffith 200 1965
1.Mirco SEILER
2.Joey VIGNONI — GT5

Lap	D	Time	Sector 1	Sector 2	Sector 3	T. Spd	Elapsed
1	1	4:02.431	1:19.184	1:41.593	1:01.654	133.6	4:02.431
2	1	3:18.727	53.659	1:34.232	50.836	148.6	7:21.158
3	1	3:13.228	51.895	1:29.853	51.480	184.5	10:34.386
4	1	3:54.917 B	50.777	1:41.914	1:22.226	159.5	14:29.303
5	2	7:43.019	5:08.414	1:39.485	55.120	130.6	22:12.322
6	2	3:16.308	53.063	1:33.137	50.108	150.4	25:28.630
7	2	3:45.612	58.967	1:54.493	52.152	98.5	29:14.242
8	2	3:04.364	50.781	1:26.367	47.216	165.7	32:18.606
9	2	3:02.709	48.637	1:26.023	48.049	176.9	35:21.315
10	2	3:23.245	53.645	1:30.967	58.633	134.5	38:44.560
11	2	4:02.948 B	54.578	1:30.054	1:38.316	146.1	42:47.508

24 Jaguar E-Type 3.8 1963
1.François FILLON
2.André RAULIN — GT4

Lap	D	Time	Sector 1	Sector 2	Sector 3	T. Spd	Elapsed
1	2	5:05.298	2:29.683	1:40.698	54.917	143.2	5:05.298
2	2	3:17.364	56.633	1:29.738	50.993	163.3	8:22.662
3	2	3:14.274	54.041	1:30.272	49.961	152.4	11:36.936
4	2	4:30.953	56.091	2:11.284	1:23.578	130.1	16:07.889
5	2	4:50.659	1:44.472	2:16.460	49.727	74.7	20:58.548
6	2	3:11.015	53.647	1:28.010	49.358	169.6	24:09.563
7	2	4:03.476 B	53.388	1:31.832	1:38.256	162.5	28:13.039
8	1	5:37.792	3:02.043	1:38.638	57.111	160.5	33:50.831
9	1	3:37.126	59.893	1:40.878	56.355	116.2	37:27.957
10	1	4:01.954	56.331	1:37.875	1:27.748	159.3	41:29.911

THE BEAUTIFUL WATCH

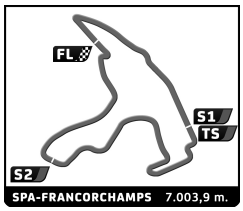

SIXTIES' ENDURANCE
SPA CLASSIC
QUALIFYING

Sector Analysis

Personal Best | Session Best | **B** Crossing the finish line in pit lane

27 — Jaguar E-Type 3.8 1964 — GT4
1.Didier ROBIN
2.Arnold ROBIN

Lap	D	Time	Sector 1	Sector 2	Sector 3	T. Spd	Elapsed
1	1	4:55.952	2:23.560	1:38.858	53.534	158.0	4:55.952
2	1	3:14.704	53.473	1:31.354	49.877	171.5	8:10.656
3	1	3:12.934	52.720	1:30.667	49.547	165.2	11:23.590
4	1	4:16.845 B	51.938	1:43.903	1:41.004	170.4	15:40.435
5	2	6:03.247	3:38.625	1:33.380	51.242	71.4	21:43.682
6	2	3:06.804	52.003	1:26.016	48.785	166.0	24:50.486
7	2	3:50.246	51.598	1:49.181	1:09.467	187.6	28:40.732
8	2	3:02.970	50.701	1:23.904	48.365	175.1	31:43.702
9	2	3:01.380	49.506	1:23.398	48.476	176.6	34:45.082
10	2	2:58.818	50.375	1:21.707	46.736	185.2	37:43.900
11	2	4:07.038 B	50.091	1:24.067	1:52.880	187.3	41:50.938

31 — Shelby Cobra 289 1964 — GT5
1.Charles FIRMENICH
2.Henry MOSER

Lap	D	Time	Sector 1	Sector 2	Sector 3	T. Spd	Elapsed
1	1	5:46.487	3:10.302	1:41.345	54.840	123.8	5:46.487
2	1	3:30.273	54.645	1:40.728	54.900	148.8	9:16.760
3	1	3:16.168	52.831	1:30.571	52.766	178.4	12:32.928
4	1	5:05.781 B	1:25.076	2:00.363	1:40.342	92.7	17:38.709
5	2	7:00.848	4:47.658	1:25.736	47.454	137.2	24:39.557
6	2	3:49.152	48.666	1:44.909	1:15.577	204.5	28:28.709
7	2	2:53.453	48.255	1:20.659	44.539	179.7	31:22.162
8	2	2:56.455	48.167	1:21.656	46.632	175.4	34:18.617
9	2	3:07.374 B	48.386	1:21.828	57.160	190.7	37:25.991

33 — Alfa Romeo Giulia Sprint GTA 1965 — GT2
1.Roderick JACK

Lap	D	Time	Sector 1	Sector 2	Sector 3	T. Spd	Elapsed
1	1	5:13.919	2:34.718	1:41.553	57.648	135.1	5:13.919
2	1	3:23.834	56.380	1:35.893	51.561	163.8	8:37.753
3	1	3:13.676	55.657	1:27.377	50.642	162.8	11:51.429
4	1	4:54.171 B	1:20.463	1:57.197	1:36.511	83.3	16:45.600
5	1	5:48.195	3:29.762	1:28.222	50.211	139.3	22:33.795
6	1	3:09.500	55.028	1:25.039	49.433	161.5	25:43.295
7	1	3:43.287	1:09.598	1:43.809	49.880	83.5	29:26.582
8	1	3:11.341	54.444	1:27.498	49.399	157.8	32:37.923
9	1	3:09.617	54.434	1:26.082	49.101	167.3	35:47.540
10	1	3:14.419	54.631	1:27.132	52.656	166.8	39:01.959
11	1	3:29.742	54.437	1:24.087	1:11.218	162.3	42:31.701

35 — Porsche 911 2,0L 1965 — GT2
1.Frédéric DI EGIDIO
2.Guido DI EGIDIO

Lap	D	Time	Sector 1	Sector 2	Sector 3	T. Spd	Elapsed
1	1	4:39.028	2:13.373	1:33.824	51.831	155.6	4:39.028
2	1	3:17.205	56.249	1:28.846	52.110	181.0	7:56.233
3	1	3:14.933	55.545	1:27.156	52.232	182.2	11:11.166
4	1	4:13.233	55.410	1:49.881	1:27.942	181.9	15:24.399
5	1	4:56.334	1:46.350	2:09.982	1:00.002	69.4	20:20.733
6	1	3:11.865	55.538	1:25.956	50.371	183.6	23:32.598
7	1	3:33.127 B	55.671	1:27.642	1:09.814	181.3	27:05.725
8	1	5:18.871	3:03.023	1:25.915	49.933	168.4	32:24.596
9	1	3:13.928	55.370	1:27.890	50.668	182.2	35:38.524
10	1	3:11.483	55.104	1:26.241	50.138	184.2	38:50.007
11	1	3:17.233	54.958	1:26.047	56.228	179.4	42:07.240

37 — Jaguar E-Type 3.8 1964 — GT4
1.William PAUL
2.Rory BUTCHER

Lap	D	Time	Sector 1	Sector 2	Sector 3	T. Spd	Elapsed
1	2	3:17.570	56.654	1:33.245	47.671	144.0	3:17.570
2	2	2:56.927	49.383	1:22.090	45.454	164.9	6:14.497
3	2	2:52.152	47.680	1:19.194	45.278	186.2	9:06.649
4	2	3:00.062	47.598	1:25.632	46.832	180.3	12:06.711
5	2	5:04.075 B	1:23.827	2:03.960	1:36.288	73.8	17:10.786
6	1	6:52.425	4:40.081	1:25.249	47.095	167.1	24:03.211
7	1	3:48.575	50.850	1:31.242	1:26.483	167.3	27:51.786
8	1	3:10.929	1:00.740	1:24.718	45.471	168.7	31:02.715
9	1	3:00.307	49.787	1:23.698	46.822	160.5	34:03.022
10	1	3:02.833	49.057	1:27.334	46.442	175.1	37:05.855
11	1	4:04.641 B	48.944	1:25.555	1:50.142	177.2	41:10.496

39 — Lotus Elan 26R 1964 — GT2
1.Hubert BOURDIN
2.Charles BOURDIN

Lap	D	Time	Sector 1	Sector 2	Sector 3	T. Spd	Elapsed
1	2	5:06.985	2:24.870	1:43.387	58.728	126.8	5:06.985
2	2	3:26.133	58.116	1:35.221	52.796	138.2	8:33.118
3	2	3:17.706	56.949	1:29.530	51.227	169.3	11:50.824
4	2	4:52.596 B	1:19.237	1:57.046	1:36.313	74.1	16:43.420
5	1	6:14.209	3:40.605	1:37.943	55.661	157.8	22:57.629
6	1	3:28.868	59.248	1:35.815	53.805	155.4	26:26.497
7	1	4:02.494	1:29.170	1:39.116	54.208	91.5	30:28.991
8	1	3:22.553	57.114	1:32.672	52.767	169.8	33:51.544
9	1	3:20.698	57.839	1:29.697	53.162	178.1	37:12.242
10	1	4:17.007 B	55.729	1:31.022	1:50.256	171.3	41:29.249

47 — Porsche 904/6 Carrera GTS 1965 — GT2
1.Andrew SMITH
2.Oliver BRYANT

Lap	D	Time	Sector 1	Sector 2	Sector 3	T. Spd	Elapsed
1	1	3:59.604	1:31.956	1:36.952	50.696	138.2	3:59.604
2	1	3:06.598	53.573	1:25.351	47.674	163.6	7:06.202
3	1	2:54.917	50.456	1:19.599	44.862	181.0	10:01.119
4	1	3:37.546 B	52.390	1:24.131	1:21.025	159.0	13:38.665
5	2	7:13.930	4:40.422	1:46.808	46.700	68.0	20:52.595
6	2	2:59.298	51.232	1:21.223	46.843	186.9	23:51.893
7	2	3:31.214	50.681	1:22.404	1:18.129	177.5	27:23.107
8	2	3:13.167	1:08.752	1:19.481	44.934	183.6	30:36.274
9	2	2:53.015	48.688	1:20.262	44.065	186.6	33:29.289
10	2	2:56.105	49.122	1:20.915	46.068	176.9	36:25.394
11	2	2:54.957	48.990	1:20.494	45.473	182.9	39:20.351
12	2	4:14.161 B	50.148	1:18.748	2:05.265	190.0	43:34.512

48 — Lotus Elan 26R 1965 — GT2
1.Steve JONES
2.Christopher ATKINSON

Lap	D	Time	Sector 1	Sector 2	Sector 3	T. Spd	Elapsed
1	1	5:17.932	2:45.557	1:37.033	55.342	141.0	5:17.932
2	1	3:26.606	55.806	1:38.587	52.213	154.4	8:44.538
3	1	3:18.837	57.576	1:30.213	51.048	166.2	12:03.375
4	1	4:50.401 B	1:16.556	1:55.272	1:38.573	79.9	16:53.776
5	2	6:06.404	3:45.476	1:28.868	52.060	155.6	23:00.180
6	2	3:10.547	55.534	1:26.600	48.413	164.1	26:10.727
7	2	3:54.031	1:30.205	1:33.057	50.769	81.3	30:04.758
8	2	3:10.148	54.310	1:26.987	48.851	151.9	33:14.906
9	2	3:09.931	53.368	1:27.519	49.044	163.6	36:24.837
10	2	3:20.738	53.302	1:27.616	59.820	171.3	39:45.575
11	2	3:16.245	55.810	1:28.365	52.070	155.1	43:01.820

49 — Shelby Cobra Daytona Coupe 1965 — GT5
1.Dominique GUENAT
2.Yvan MAHE

Lap	D	Time	Sector 1	Sector 2	Sector 3	T. Spd	Elapsed
1	1	4:21.735	1:47.206	1:39.345	55.184	130.1	4:21.735

THE BEAUTIFUL WATCH

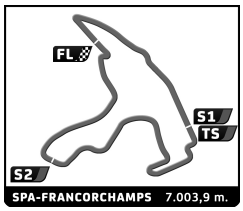

SIXTIES' ENDURANCE
SPA CLASSIC
QUALIFYING

Sector Analysis

Personal Best | Session Best | **B** Crossing the finish line in pit lane

Lap	D	Time	Sector 1	Sector 2	Sector 3	T. Spd	Elapsed
2	1	3:13.133	54.244	1:29.514	49.375	173.0	7:34.868
3	1	3:07.813	51.525	1:27.351	48.937	159.7	10:42.681
4	1	3:49.560 B	49.915	1:35.651	1:23.994	183.2	14:32.241
5	2	6:19.061	3:45.085	1:46.867	47.109	71.7	20:51.302
6	2	3:05.184	49.877	1:24.953	50.354	189.7	23:56.486
7	2	3:51.955 B	50.389	1:27.119	1:34.447	169.6	27:48.441
8	2	5:37.812	3:22.978	1:26.050	48.784	146.9	33:26.253
9	2	3:02.019	49.948	1:24.395	47.676	170.7	36:28.272
10	2	4:50.189 B	49.096	1:25.458	2:35.635	200.5	41:18.461

51 — Shelby Cobra 289 1963 — GT5
1.Maxime GUENAT
2.Guillaume MAHE

Lap	D	Time	Sector 1	Sector 2	Sector 3	T. Spd	Elapsed
1	1	4:16.087	1:49.337	1:35.465	51.285	146.7	4:16.087
2	1	3:05.917	50.197	1:27.714	48.006	165.2	7:22.004
3	1	3:02.896	50.379	1:26.368	46.149	178.1	10:24.900
4	1	3:28.030 B	47.952	1:24.904	1:15.174	181.6	13:52.930
5	1	6:56.575	4:21.421	1:47.346	47.808	71.8	20:49.505
6	1	2:58.511	48.197	1:23.520	46.794	190.7	23:48.016
7	1	3:06.102	48.391	1:21.845	55.866	181.3	26:54.118
8	1	3:29.375	1:20.385	1:22.825	46.165	152.6	30:23.493
9	1	2:56.590	48.222	1:23.007	45.361	182.9	33:20.083
10	1	2:57.199	48.996	1:22.530	45.673	180.6	36:17.282
11	1	2:55.231	47.816	1:21.725	45.690	182.9	39:12.513
12	1	3:11.289	48.250	1:21.476	1:01.563	194.0	42:23.802

53 — Jaguar E-Type 3.8 1965 — GT4
1.Christian BOCK
2.Andrew NEWALL

Lap	D	Time	Sector 1	Sector 2	Sector 3	T. Spd	Elapsed
1	2	4:18.595	1:56.586	1:33.409	48.600	169.8	4:18.595
2	2	3:03.743	51.681	1:25.674	46.388	187.9	7:22.338
3	2	2:59.929	51.181	1:23.566	45.182	186.6	10:22.267
4	2	3:29.306 B	48.790	1:24.740	1:15.776	181.6	13:51.573
5	1	7:13.914	4:22.265	1:54.752	56.897	71.8	21:05.487
6	1	3:29.027	56.527	1:38.216	54.284	151.2	24:34.514
7	1	4:00.022	54.573	1:45.848	1:19.601	156.6	28:34.536
8	1	3:35.947 B	55.776	1:36.355	1:03.816	158.5	32:10.483
9	2	4:35.904	2:28.972	1:20.633	46.299	174.5	36:46.387
10	2	3:02.022	48.676	1:20.108	53.238	182.2	39:48.409
11	2	2:57.205	51.079	1:20.826	45.300	184.5	42:45.614

54 — Austin-Healey 3000 Mk II 1965 — GT3
1.Philipp ZUMSTEIN

Lap	D	Time	Sector 1	Sector 2	Sector 3	T. Spd	Elapsed
1	1	5:35.515	2:47.266	1:47.200	1:01.049	99.0	5:35.515
2	1	3:27.538	59.033	1:34.417	54.088	133.5	9:03.053
3	1	3:27.119	58.438	1:33.003	55.678	139.1	12:30.172
4	1	4:48.911	1:20.785	1:59.500	1:28.626	87.5	17:19.083
5	1	3:56.139	1:20.912	1:39.973	55.254	106.2	21:15.222
6	1	3:24.364	57.939	1:33.261	53.164	137.1	24:39.586
7	1	3:55.895	56.773	1:39.904	1:19.218	150.8	28:35.481
8	1	3:26.344	57.417	1:34.172	54.755	155.4	32:01.825
9	1	3:19.769	56.978	1:29.791	53.000	149.7	35:21.594
10	1	3:19.554	56.450	1:30.630	52.474	145.2	38:41.148
11	1	3:24.017	56.343	1:30.142	57.532	147.1	42:05.165

55 — Lotus Elan 26R 1965 — GT2
1.Guillaume BRAJEUX
2.Patrice GAY

Lap	D	Time	Sector 1	Sector 2	Sector 3	T. Spd	Elapsed
1	1	5:06.926	2:19.256	1:47.000	1:00.670	125.4	5:06.926
2	1	3:44.054	1:01.665	1:45.382	57.007	153.3	8:50.980
3	1	3:37.626	59.786	1:42.888	54.952	146.9	12:28.606
4	1	4:48.822	1:20.961	1:59.678	1:28.183	76.8	17:17.428
5	1	4:02.611	1:19.725	1:46.822	56.064	110.6	21:20.039
6	1	3:51.354 B	58.120	1:40.914	1:12.320	161.0	25:11.393
7	2	5:57.878	3:40.654	1:25.978	51.246	164.4	31:09.271
8	2	3:09.373	53.691	1:26.548	49.134	167.1	34:18.644
9	2	3:08.654	52.006	1:26.127	50.521	173.9	37:27.298
10	2	3:22.621	51.686	1:24.783	1:06.152	164.9	40:49.919

60 — Lotus Elan 26R 1963 — GT2
1.Guillaume MINGOT
2.Jérôme CATTELIN

Lap	D	Time	Sector 1	Sector 2	Sector 3	T. Spd	Elapsed
1	1	4:27.214	1:54.981	1:39.661	52.572	145.2	4:27.214
2	1	3:18.832	54.468	1:34.533	49.831	165.4	7:46.046
3	1	3:13.137	53.555	1:29.548	50.034	170.4	10:59.183
4	1	4:23.405	53.817	1:57.725	1:31.863	167.6	15:22.588
5	1	5:16.476 B	1:46.813	2:10.503	1:19.160	72.5	20:39.064
6	2	6:12.720	3:46.966	1:29.615	56.139	159.3	26:51.784
7	2	3:42.145	1:27.356	1:26.366	48.423	137.4	30:33.929
8	2	3:05.160	50.991	1:25.103	49.066	182.9	33:39.089
9	2	3:05.812	52.016	1:24.934	48.862	175.1	36:44.901
10	2	3:19.783	52.794	1:27.971	59.018	184.5	40:04.684

61 — Morgan SLR 1961 — GT3
1.Simon OREBI GANN
2.James BELLINGER

Lap	D	Time	Sector 1	Sector 2	Sector 3	T. Spd	Elapsed
1	2	3:22.721	54.917	1:37.038	50.766	136.9	3:22.721
2	2	3:09.363	54.530	1:27.108	47.725	177.8	6:32.084
3	2	3:03.179	52.518	1:23.863	46.798	191.1	9:35.263
4	2	3:24.838 B	52.915	1:26.058	1:05.865	194.4	13:00.101
5	1	8:11.701	5:11.498	2:01.883	58.320	75.5	21:11.802
6	1	3:33.704	1:00.688	1:38.015	55.001	137.6	24:45.506
7	1	4:00.752	59.447	1:52.606	1:08.699	154.7	28:46.258
8	1	3:29.199	57.993	1:35.222	55.984	167.6	32:15.457
9	1	3:30.221	57.845	1:37.595	54.781	170.7	35:45.678
10	1	4:49.639 B	58.820	1:52.529	1:58.290	159.3	40:35.317

63 — Lotus Elan 26R 1965 — GT2
1.Rory JACK

Lap	D	Time	Sector 1	Sector 2	Sector 3	T. Spd	Elapsed
1	1	3:44.980	1:12.528	1:39.565	52.887	131.2	3:44.980
2	1	3:10.825	55.216	1:28.078	47.531	159.7	6:55.805
3	1	3:04.408	53.293	1:23.846	47.269	178.1	10:00.213
4	1	3:30.865 B	52.741	1:23.638	1:14.486	173.3	13:31.078
5	1	7:18.863	4:41.712	1:48.289	48.862	74.1	20:49.941
6	1	3:07.745	54.359	1:23.721	49.665	180.0	23:57.686
7	1	3:47.702	53.695	1:28.086	1:25.921	185.2	27:45.388
8	1	3:15.861	1:04.719	1:22.779	48.363	177.2	31:01.249
9	1	3:04.326	53.166	1:23.500	47.660	163.6	34:05.575
10	1	3:03.801	53.322	1:22.524	47.955	182.6	37:09.376
11	1	4:14.602 B	53.682	1:26.121	1:54.799	176.3	41:23.978

65 — Shelby Cobra 289 1965 — GT5
1.Vincent KOLB
2.Frank STIPPLER

Lap	D	Time	Sector 1	Sector 2	Sector 3	T. Spd	Elapsed
1	1	5:41.893	2:55.004	1:45.497	1:01.392	111.1	5:41.893
2	1	3:37.542	1:08.248	1:37.141	52.153	113.2	9:19.435
3	1	3:47.630 B	1:01.013	1:35.880	1:10.737	127.3	13:07.065
4	1	7:04.805	3:51.975	2:10.185	1:02.645	75.3	20:11.870
5	1	2:57.733	50.828	1:22.320	44.585	175.1	23:09.603
6	1	3:02.776	51.209	1:24.575	46.992	159.5	26:12.379

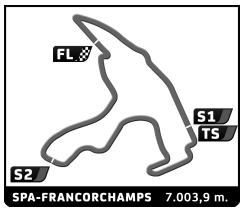

SIXTIES' ENDURANCE
SPA CLASSIC
QUALIFYING

Sector Analysis

Personal Best | Session Best | **B** Crossing the finish line in pit lane

Lap	D	Time	Sector 1	Sector 2	Sector 3	T. Spd	Elapsed
7	1	4:02.125 B	1:30.349	1:32.682	59.094	80.9	30:14.504
8	2	5:02.018	2:42.882	1:22.680	56.456	157.5	35:16.522
9	2	2:54.668	49.386	1:20.200	45.082	186.9	38:11.190
10	2	3:15.881	48.213	1:19.520	1:08.148	189.3	41:27.071

66 Jaguar E-Type 3.8 1965
1.Eduard VAN DIJK
2.Mike VAN THIEL
GT4

Lap	D	Time	Sector 1	Sector 2	Sector 3	T. Spd	Elapsed
1	1	5:38.437	2:51.675	1:46.612	1:00.150	124.7	5:38.437
2	1	3:37.475	1:01.216	1:40.557	55.702	135.1	9:15.912
3	1	3:34.168 B	56.361	1:33.312	1:04.495	163.1	12:50.080
4	1	6:39.638	3:02.053	2:11.029	1:26.556	86.5	19:29.718
5	1	3:33.448	57.919	1:39.215	56.314	141.6	23:03.166
6	1	3:44.872 B	57.122	1:38.442	1:09.308	148.0	26:48.038
7	2	6:24.090	3:39.686	1:44.042	1:00.362	163.1	33:12.128
8	2	3:42.235	1:00.183	1:40.972	1:01.080	163.8	36:54.363
9	2	4:41.301 B	58.185	1:43.542	1:59.574	157.1	41:35.664

67 Shelby Mustang GT350 1965
1.Thomas STUDER
GT5

Lap	D	Time	Sector 1	Sector 2	Sector 3	T. Spd	Elapsed
1	1	5:47.233	3:11.927	1:40.664	54.642	133.1	5:47.233
2	1	3:20.238	54.132	1:35.468	50.638	160.0	9:07.471
3	1	3:12.250	52.860	1:28.932	50.458	169.0	12:19.721
4	1	4:56.118	1:27.408	2:00.096	1:28.614	82.3	17:15.839
5	1	3:50.080	1:19.287	1:38.317	52.476	108.3	21:05.919
6	1	3:09.790	53.168	1:26.268	50.354	169.8	24:15.709
7	1	3:46.724	52.083	1:31.947	1:22.694	176.0	28:02.433
8	1	3:19.101	1:01.485	1:27.701	49.915	160.0	31:21.534
9	1	3:07.978	52.318	1:25.362	50.298	170.7	34:29.512
10	1	3:03.363	51.017	1:24.599	47.747	179.7	37:32.875
11	1	4:15.294 B	51.617	1:25.741	1:57.936	165.4	41:48.169

68 Jaguar E-Type 3.8 1962
1.Christian SCHOEDEL
2.Karl WLAZIK
GT4

Lap	D	Time	Sector 1	Sector 2	Sector 3	T. Spd	Elapsed
1	1	5:48.483	3:13.747	1:40.411	54.325	138.9	5:48.483
2	1	3:38.664 B	55.096	1:37.263	1:06.305	161.5	9:27.147
3	1	7:28.112	3:56.802	1:58.040	1:33.270	85.0	16:55.259
4	1	4:05.129	1:34.119	1:41.463	49.547	81.7	21:00.388
5	1	3:05.905	52.821	1:25.020	48.064	163.1	24:06.293
6	1	3:57.430 B	51.510	1:29.837	1:36.083	176.9	28:03.723
7	2	8:51.850	6:35.516	1:26.783	49.551	174.8	36:55.573
8	2	3:17.028	51.655	1:27.025	58.348	180.0	40:12.601

69 Shelby Cobra 289 1963
1. Mr JOHN OF B
2.Soheil AYARI
GT5

Lap	D	Time	Sector 1	Sector 2	Sector 3	T. Spd	Elapsed
1	1	4:15.876	1:38.545	1:39.539	57.792	136.9	4:15.876
2	1	3:18.293	55.232	1:31.112	51.949	151.0	7:34.169
3	1	3:07.830	51.867	1:26.696	49.267	160.5	10:41.999
4	1	3:42.480	51.438	1:37.301	1:13.741	162.0	14:24.479
5	1	4:28.643	1:15.334	1:50.312	1:22.997	97.7	18:53.122
6	1	3:18.520	1:02.777	1:24.539	51.204	192.9	22:11.642
7	1	3:05.096	50.756	1:25.691	48.649	159.0	25:16.738
8	1	3:58.125 B	51.147	1:50.279	1:16.699	156.3	29:14.863
9	2	5:29.759	3:15.713	1:25.243	48.803	154.2	34:44.622

72 Shelby Cobra 289 1963
1.Richard COOK
2.Harvey STANLEY
GT5

Lap	D	Time	Sector 1	Sector 2	Sector 3	T. Spd	Elapsed
1	1	3:43.787	1:11.337	1:38.173	54.277	136.9	3:43.787
2	1	3:10.386	52.117	1:29.551	48.718	169.0	6:54.173
3	1	3:02.569	50.500	1:24.764	47.305	178.1	9:56.742
4	1	3:27.105 B	54.218	1:25.086	1:07.801	172.1	13:23.847
5	2	6:22.295	3:14.499	1:59.020	1:08.776	104.8	19:46.142
6	2	2:57.923	48.434	1:24.264	45.225	178.4	22:44.065
7	2	2:55.356	49.257	1:21.068	45.031	188.6	25:39.421
8	2	3:43.059 B	1:01.647	1:41.930	59.482	86.2	29:22.480
9	1	5:09.167	2:56.794	1:26.057	46.316	167.9	34:31.647
10	1	2:57.537	49.173	1:22.063	46.301	177.8	37:29.184
11	1	4:13.763 B	53.599	1:23.010	1:57.154	186.9	41:42.947

73 Jaguar E-Type 3.8 1963
1.Laurent JASPERS
GT4

Lap	D	Time	Sector 1	Sector 2	Sector 3	T. Spd	Elapsed
1	1	3:44.285	1:11.837	1:39.946	52.502	136.9	3:44.285
2	1	3:10.091	53.403	1:28.500	48.188	159.7	6:54.376
3	1	3:03.183	51.623	1:24.581	46.979	181.6	9:57.559
4	1	3:22.328 B	51.415	1:25.374	1:05.539	167.9	13:19.887
5	1	9:17.290	7:03.199	1:25.746	48.345	170.4	22:37.177
6	1	3:04.449	50.977	1:23.602	49.870	171.5	25:41.626
7	1	3:49.789	1:14.422	1:45.676	49.691	82.3	29:31.415
8	1	3:01.551	49.772	1:24.485	47.294	175.1	32:32.966
9	1	2:58.668	49.475	1:22.583	46.610	180.6	35:31.634
10	1	3:43.717	51.355	1:27.211	1:25.151	171.0	39:15.351
11	1	3:12.659	52.868	1:25.507	54.284	174.2	42:28.010

75 Lotus Elan 26R 1965
1.Simon EVANS
2.James LITTLEJOHN
GT2

Lap	D	Time	Sector 1	Sector 2	Sector 3	T. Spd	Elapsed
1	1	4:14.192	1:27.261	1:48.000	58.931	138.0	4:14.192
2	1	3:21.908	56.265	1:31.020	54.623	161.3	7:36.100
3	1	3:14.896	55.268	1:27.911	51.717	175.7	10:50.996
4	1	4:25.696	52.576	2:01.747	1:31.373	177.5	15:16.692
5	1	5:07.163	1:48.190	2:09.571	1:09.402	74.5	20:23.855
6	1	3:15.285	55.752	1:29.011	50.522	186.6	23:39.140
7	1	3:37.096 B	53.157	1:27.862	1:16.077	190.4	27:16.236
8	2	5:29.145	3:20.989	1:22.883	45.273	173.3	32:45.381
9	2	2:56.515	49.182	1:20.974	46.359	187.6	35:41.896
10	2	2:57.269	49.702	1:20.274	47.293	196.6	38:39.165
11	2	3:00.053	49.228	1:21.299	49.526	195.9	41:39.218

81 Shelby Cobra 289 1965
1.Patrick BONNARDEL
GT5

Lap	D	Time	Sector 1	Sector 2	Sector 3	T. Spd	Elapsed
1	1	4:23.908	1:48.340	1:41.231	54.337	130.9	4:23.908
2	1	3:18.803	54.114	1:33.924	50.765	156.3	7:42.711
3	1	3:09.367	52.313	1:26.298	50.756	153.3	10:52.078
4	1	4:30.190 B	51.295	2:00.711	1:38.184	181.0	15:22.268
5	1	5:50.177	3:21.703	1:36.724	51.750	119.4	21:12.445
6	1	3:08.270	51.081	1:27.801	49.388	158.8	24:20.715
7	1	3:44.257	50.816	1:31.877	1:21.564	159.0	28:04.972
8	1	3:14.846	57.647	1:27.926	49.273	155.4	31:19.818
9	1	3:04.984	50.309	1:24.680	49.995	160.3	34:24.802
10	1	3:03.939	51.904	1:23.868	48.167	185.6	37:28.741
11	1	4:11.389 B	50.123	1:25.641	1:55.625	182.9	41:40.130

87 TVR Grantura Mk III 1964
1.Mark ASHWORTH
GT2

Lap	D	Time	Sector 1	Sector 2	Sector 3	T. Spd	Elapsed
1	1	5:50.408	3:14.739	1:40.532	55.137	128.4	5:50.408
2	1	3:29.091	58.233	1:35.479	55.379	157.3	9:19.499

THE BEAUTIFUL WATCH

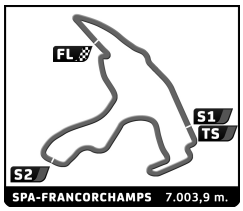

SIXTIES' ENDURANCE
SPA CLASSIC
QUALIFYING

Sector Analysis

Personal Best | Session Best | **B** Crossing the finish line in pit lane

94 — Jaguar E-Type 3.8 1962 — GT4
1.Stephan KOENIG
2.Philipp KOENIG

Lap	D	Time	Sector 1	Sector 2	Sector 3	T. Spd	Elapsed
1	1	3:46.958	54.069	1:53.711	59.178	141.0	3:46.958
2	1	3:25.847	56.220	1:37.176	52.451	139.5	7:12.805
3	1	3:21.568	53.889	1:35.294	52.385	172.4	10:34.373
4	1	4:12.919 B	54.872	1:56.919	1:21.128	156.8	14:47.292
5	2	14:21.527 B	...	2:04.390	1:16.954	134.7	29:08.819

99 — Lotus XI 1500 1956 — SP2
1.Serge KRIKNOFF

Lap	D	Time	Sector 1	Sector 2	Sector 3	T. Spd	Elapsed
1	1	6:35.687 B	3:29.330	1:52.292	1:14.065	97.8	6:35.687
2	1	11:53.032	8:28.334	1:52.998	1:31.700	116.8	18:28.719
3	1	3:53.978	1:23.299	1:37.242	53.437	120.3	22:22.697
4	1	3:16.756	56.307	1:28.939	51.510	153.3	25:39.453
5	1	3:45.982	1:04.471	1:45.673	55.838	91.6	29:25.435
6	1	3:14.860	54.831	1:29.973	50.056	160.3	32:40.295
7	1	3:10.786	54.042	1:27.018	49.726	165.4	35:51.081
8	1	4:45.788 B	54.959	1:49.193	2:01.636	135.4	40:36.869

100 — Jaguar E-Type 3.8 1963 — GT4
1.Sébastien BERCHON

Lap	D	Time	Sector 1	Sector 2	Sector 3	T. Spd	Elapsed
1	1	3:38.012	1:05.093	1:40.976	51.943	145.2	3:38.012
2	1	3:10.837	53.321	1:29.286	48.230	151.9	6:48.849
3	1	3:05.349	50.975	1:26.651	47.723	173.9	9:54.198
4	1	3:20.677 B	51.520	1:26.088	1:03.069	151.9	13:14.875
5	1	7:01.004	4:00.171	2:07.799	53.034	64.3	20:15.879
6	1	3:02.529	50.922	1:24.905	46.702	186.9	23:18.408
7	1	3:03.381	50.719	1:24.565	48.097	182.9	26:21.789
8	1	3:57.046 B	1:23.451	1:32.027	1:01.568	85.9	30:18.835

101 — Shelby Cobra 289 1964 — GT5
1.Oliver BRYANT
2.Grahame BRYANT

Lap	D	Time	Sector 1	Sector 2	Sector 3	T. Spd	Elapsed
1	2	5:01.419	2:14.878	1:48.485	58.056	103.9	5:01.419
2	2	3:38.158	1:01.247	1:39.269	57.642	130.4	8:39.577
3	2	3:20.654	57.238	1:30.762	52.654	140.6	12:00.231
4	2	4:40.055	1:16.886	1:56.397	1:26.772	76.4	16:40.286
5	2	4:20.969 B	1:24.847	1:49.466	1:06.656	85.5	21:01.255
6	1	4:51.519	2:45.783	1:20.234	45.502	172.4	25:52.774
7	1	3:56.813	1:33.258	1:37.378	46.177	71.3	29:49.587
8	1	2:52.908	47.883	1:19.511	45.514	185.6	32:42.495
9	1	2:56.714	50.155	1:20.286	46.273	180.3	35:39.209
10	1	2:56.187	48.102	1:20.029	48.056	183.2	38:35.396
11	1	3:29.952 B	47.910	1:20.342	1:21.700	181.0	42:05.348

104 — Austin-Healey 100-4 1956 — GT3
1.François de CHANTERAC
2.Jérémy DA ROCHA

Lap	D	Time	Sector 1	Sector 2	Sector 3	T. Spd	Elapsed
1	2	5:37.863	2:48.400	1:46.458	1:03.005	116.0	5:37.863
2	2	3:45.738	1:05.111	1:43.141	57.486	138.0	9:23.601
3	2	3:41.278	1:02.576	1:35.960	1:02.742	143.8	13:04.879
4	2	5:36.334 B	1:35.832	2:13.871	1:46.631	63.5	18:41.213
5	2	5:38.673	3:03.439	1:37.666	57.568	130.1	24:19.886
6	2	4:27.609 B	1:02.266	1:52.034	1:33.309	147.1	28:47.495
7	1	6:15.730	3:13.380	1:53.233	1:09.117	138.7	35:03.225
8	1	4:03.049	1:10.035	1:48.676	1:04.338	122.6	39:06.274

109 — Shelby Cobra Daytona Coupe 1965 — GT5
1.Olivier BREITTMAYER
2.Emile BREITTMAYER

Lap	D	Time	Sector 1	Sector 2	Sector 3	T. Spd	Elapsed
1	1	3:33.067	55.897	1:40.739	56.431	144.4	3:33.067
2	1	3:13.892	53.808	1:30.445	49.639	179.7	6:46.959
3	1	3:06.755	51.034	1:27.366	48.355	177.2	9:53.714
4	1	3:17.768 B	50.522	1:26.376	1:00.870	167.1	13:11.482
5	2	7:00.915	3:54.366	2:10.749	55.800	77.1	20:12.397
6	2	2:54.066	47.753	1:21.155	45.158	176.0	23:06.463
7	2	3:03.555 B	48.959	1:21.022	53.574	187.3	26:10.018
8	1	5:34.591	3:04.647	1:36.411	53.533	115.5	31:44.609
9	1	3:02.124	50.028	1:23.494	48.602	181.6	34:46.733
10	1	3:01.042	49.714	1:23.919	47.409	192.5	37:47.775
11	1	4:05.275 B	49.006	1:27.206	1:49.063	197.0	41:53.050

110 — Morgan Plus 4 Super Sports 1961 — GT3
1.Gonzague RUCHAUD
2.Stanislas GURDJIAN

Lap	D	Time	Sector 1	Sector 2	Sector 3	T. Spd	Elapsed
1	1	5:03.522	2:16.423	1:48.989	58.110	107.4	5:03.522
2	1	3:39.622	1:01.709	1:42.653	55.260	134.0	8:43.144
3	1	3:30.916	1:00.033	1:36.425	54.458	147.3	12:14.060
4	1	5:04.614 B	1:28.463	2:01.589	1:34.562	81.7	17:18.674
5	2	5:37.826	3:15.456	1:30.944	51.426	167.9	22:56.500
6	2	3:18.399	56.548	1:30.203	51.648	173.6	26:14.899
7	2	3:55.110	1:28.641	1:34.707	51.762	81.7	30:10.009
8	2	3:17.649	56.296	1:30.290	51.063	168.4	33:27.658
9	2	3:14.398	55.863	1:27.987	50.548	171.5	36:42.056
10	2	4:09.114 B	55.666	1:31.875	1:41.573	172.4	40:51.170

111 — Shelby Cobra 289 1965 — GT5
1.Bas JANSSEN
2.Christophe VAN RIET

Lap	D	Time	Sector 1	Sector 2	Sector 3	T. Spd	Elapsed
1	1	4:01.516	1:26.347	1:37.700	57.469	128.1	4:01.516

122 — Shelby Cobra 289 1965 — GT5
1.Nikolaus DITTING

Lap	D	Time	Sector 1	Sector 2	Sector 3	T. Spd	Elapsed
1	1	4:17.950	1:42.419	1:40.001	55.530	138.9	4:17.950
2	1	3:11.715	53.484	1:30.140	48.091	153.3	7:29.665
3	1	3:03.297	49.716	1:24.464	49.117	185.2	10:32.962
4	1	8:17.632 B	49.384	1:30.898	5:57.350	182.9	18:50.594
5	1	4:13.828	2:01.060	1:25.477	47.291	169.6	23:04.422
6	1	3:04.684	52.269	1:26.087	46.328	164.1	26:09.106
7	1	3:46.876	1:30.564	1:30.079	46.233	84.1	29:55.982
8	1	3:00.046	49.139	1:24.363	46.544	186.6	32:56.028
9	1	2:58.779	49.650	1:22.859	46.270	191.8	35:54.807
10	1	3:02.876	49.211	1:25.548	48.117	187.6	38:57.683
11	1	3:08.272	49.836	1:23.741	54.695	184.9	42:05.955

123 — Jaguar E-Type 3.8 1965 — GT4
1.Gary PEARSON
2.Christian GLÄSEL

Lap	D	Time	Sector 1	Sector 2	Sector 3	T. Spd	Elapsed
1	1	3:16.569	49.133	1:37.073	50.363	143.4	3:16.569
2	1	3:03.738	50.680	1:25.593	47.465	164.4	6:20.307
3	1	2:59.578	49.429	1:22.435	47.714	172.7	9:19.885
4	1	3:18.198 B	52.460	1:26.924	58.814	175.4	12:38.083

THE BEAUTIFUL WATCH

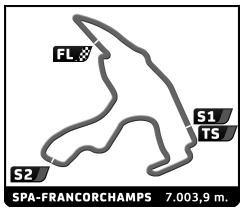

SIXTIES' ENDURANCE
SPA CLASSIC
QUALIFYING

Sector Analysis

Personal Best | Session Best | **B** Crossing the finish line in pit lane

Lap	D	Time	Sector 1	Sector 2	Sector 3	T. Spd	Elapsed
5	2	7:09.541	3:46.620	2:06.795	1:16.126	72.3	19:47.624
6	2	3:05.796	51.956	1:25.928	47.912	167.9	22:53.420
7	2	2:55.965	49.077	1:21.340	45.548	176.0	25:49.385
8	2	3:48.055	1:23.143	1:37.373	47.539	82.1	29:37.440
9	2	3:00.697	49.101	1:23.971	47.625	181.0	32:38.137
10	2	2:57.862	48.924	1:22.752	46.186	172.7	35:35.999
11	2	3:37.281	49.066	1:25.658	1:22.557	176.9	39:13.280
12	2	3:25.643	58.580	1:26.006	1:01.057	171.0	42:38.923

127 Jaguar E-Type 3.8 1962 — GT4
1.Laurent DESPLACES
2.Jean-Luc BOIS

Lap	D	Time	Sector 1	Sector 2	Sector 3	T. Spd	Elapsed
1	1	4:27.224	1:32.361	1:49.059	1:05.804	128.8	4:27.224
2	1	3:37.312	1:02.684	1:39.807	54.821	137.4	8:04.536
3	1	3:32.046	57.380	1:39.468	55.198	149.9	11:36.582
4	1	4:39.732	1:11.067	2:03.205	1:25.460	86.1	16:16.314
5	1	4:37.723 B	1:38.520	1:54.305	1:04.898	85.2	20:54.037
6	2	6:49.077	3:44.714	1:39.719	1:24.644	136.9	27:43.114
7	2	3:36.519	1:08.137	1:34.337	54.045	161.5	31:19.633
8	2	3:28.891	56.860	1:35.111	56.920	160.3	34:48.524
9	2	3:29.028	56.630	1:36.162	56.236	148.0	38:17.552
10	2	4:00.005 B	57.767	1:35.125	1:27.113	152.6	42:17.557

134 Jaguar E-Type 3.8 1965 — GT4
1.James THORPE
2.Phil QUAIFE

Lap	D	Time	Sector 1	Sector 2	Sector 3	T. Spd	Elapsed
1	1	3:13.489	49.760	1:34.377	49.352	148.4	3:13.489
2	1	3:02.066	51.225	1:23.115	47.726	171.5	6:15.555
3	1	2:56.908	48.719	1:20.434	47.755	187.3	9:12.463
4	1	2:57.671	47.628	1:22.271	47.772	191.8	12:10.134
5	1	4:56.647	1:22.495	2:04.306	1:29.846	87.1	17:06.781
6	1	4:05.607 B	1:26.987	1:37.712	1:00.908	111.4	21:12.388
7	2	6:12.023	3:33.712	1:22.618	1:15.693	169.8	27:24.411
8	2	3:11.000	1:06.744	1:19.321	44.935	182.9	30:35.411
9	2	2:51.971	48.227	1:18.439	45.305	177.8	33:27.382
10	2	3:13.031	50.230	1:35.248	47.553	159.7	36:40.413
11	2	2:57.413	46.802	1:21.097	49.514	181.9	39:37.826
12	2	2:50.456	47.556	1:17.299	45.601	185.9	42:28.282

144 Shelby Mustang GT350 1965 — GT5
1.Armand ADRIAANS
2.Erwin VAN LIESHOUT

Lap	D	Time	Sector 1	Sector 2	Sector 3	T. Spd	Elapsed
1	1	4:09.347	1:28.572	1:46.048	54.727	123.6	4:09.347
2	1	3:19.161	56.139	1:32.827	50.195	156.6	7:28.508
3	1	3:15.765	54.090	1:30.760	50.915	163.8	10:44.273
4	1	4:05.890 B	53.893	1:49.102	1:22.895	154.7	14:50.163
5	2	6:43.773	4:01.693	1:47.697	54.383	107.3	21:33.936
6	2	3:21.929	56.421	1:33.688	51.820	141.2	24:55.865
7	2	3:58.555	53.469	2:03.831	1:01.255	157.3	28:54.420
8	2	3:12.726	53.638	1:28.990	50.098	163.6	32:07.146
9	2	3:12.345	53.653	1:28.298	50.394	168.2	35:19.491
10	2	3:08.685	53.226	1:27.045	48.414	148.2	38:28.176
11	2	3:41.792 B	53.653	1:29.463	1:18.676	167.9	42:09.968

149 Lotus Elite 1961 — GT2
1.Robert INGRAM
2.Iain ROWLEY

Lap	D	Time	Sector 1	Sector 2	Sector 3	T. Spd	Elapsed
1	1	5:24.215	2:23.745	1:55.913	1:04.557	135.6	5:24.215
2	1	4:10.216	1:11.369	1:55.842	1:03.005	123.9	9:34.431
3	1	4:06.431	1:09.376	1:51.555	1:05.500	129.9	13:40.862
4	1	5:03.844 B	1:16.403	1:58.585	1:48.856	119.3	18:44.706
5	2	6:29.044	3:44.163	1:44.116	1:00.765	119.0	25:13.750
6	2	3:57.677	1:06.358	1:52.450	58.869	115.0	29:11.427
7	2	3:37.884	1:01.779	1:39.607	56.498	151.7	32:49.311
8	2	3:34.860	1:00.872	1:37.091	56.897	159.7	36:24.171
9	2	4:44.954 B	1:02.951	1:45.386	1:56.617	138.3	41:09.125

157 Morgan Plus 4 Super Sports 1962 — GT3
1.John EMBERSON
2.Nigel GREENSALL

Lap	D	Time	Sector 1	Sector 2	Sector 3	T. Spd	Elapsed
1	1	3:55.793	1:18.276	1:40.304	57.213	133.8	3:55.793
2	1	3:24.676	59.256	1:32.254	53.166	145.4	7:20.469
3	1	3:21.639	58.594	1:31.732	51.313	155.4	10:42.108
4	1	4:00.621	56.846	1:49.273	1:14.502	148.0	14:42.729
5	1	5:08.551	1:48.801	2:05.144	1:14.606	67.7	19:51.280
6	1	3:17.629	56.821	1:28.718	52.090	151.9	23:08.909
7	1	3:37.591 B	56.124	1:33.309	1:08.158	155.6	26:46.500
8	2	6:16.467	3:51.488	1:31.773	53.206	144.2	33:02.967
9	2	3:09.667	54.456	1:25.883	49.328	173.6	36:12.634
10	2	3:07.078	53.510	1:24.366	49.202	175.7	39:19.712
11	2	3:09.240	53.260	1:24.259	51.721	175.7	42:28.952

158 Jaguar E-Type 3.8 1965 — GT4
1.Serge COZZOLINO

Lap	D	Time	Sector 1	Sector 2	Sector 3	T. Spd	Elapsed
1	1	5:15.580	2:29.142	1:46.451	59.987	145.4	5:15.580
2	1	3:37.501	57.404	1:42.039	58.058	151.2	8:53.081
3	1	3:55.310 B	1:03.078	1:43.170	1:09.062	123.8	12:48.391
4	1	7:06.056	3:51.240	1:59.455	1:15.361	102.1	19:54.447
5	1	3:55.178 B	57.890	1:44.303	1:12.985	150.4	23:49.625
6	1	6:16.873 B	3:07.700	1:52.870	1:16.303	79.2	30:06.498

161 Austin-Healey 3000 Mk II 1962 — GT3
1.Serge LIBENS

Lap	D	Time	Sector 1	Sector 2	Sector 3	T. Spd	Elapsed
1	1	4:33.782	1:57.684	1:40.487	55.611	143.2	4:33.782
2	1	3:20.749	54.694	1:32.956	53.099	156.6	7:54.531
3	1	3:17.734	54.745	1:30.644	52.345	169.8	11:12.265
4	1	4:13.298	54.758	1:50.581	1:27.959	152.1	15:25.563
5	1	4:56.715	1:47.498	2:08.925	1:00.292	67.4	20:22.278
6	1	3:23.136	58.591	1:32.262	52.283	141.8	23:45.414
7	1	3:56.259	57.474	1:32.061	1:26.724	148.0	27:41.673
8	1	3:28.285	1:06.372	1:29.768	52.145	171.3	31:09.958
9	1	3:16.649	55.261	1:28.482	52.906	150.4	34:26.607
10	1	3:10.611	54.168	1:26.675	49.768	157.5	37:37.218
11	1	3:45.675	54.421	1:28.333	1:22.921	181.3	41:22.893

165 Porsche 911 2,0L 1965 — GT2
1.Alexis FALCON

Lap	D	Time	Sector 1	Sector 2	Sector 3	T. Spd	Elapsed
1	1	5:37.295	2:46.407	1:50.972	59.916	130.1	5:37.295
2	1	3:35.947	1:01.355	1:39.496	55.096	152.8	9:13.242
3	1	3:42.424 B	1:00.757	1:34.041	1:07.626	158.5	12:55.666
4	1	6:07.200 B	2:39.135	1:52.794	1:35.271	94.3	19:02.866
5	1	4:40.373	2:09.707	1:37.049	53.617	151.5	23:43.239
6	1	4:03.448	1:01.165	1:36.164	1:26.119	152.1	27:46.687
7	1	3:39.899	1:09.463	1:33.496	56.940	165.4	31:26.586
8	1	3:23.893	58.250	1:32.020	53.623	168.4	34:50.479
9	1	3:25.499	57.934	1:32.455	55.110	171.8	38:15.978
10	1	3:25.607	58.237	1:31.517	55.853	166.8	41:41.585

THE BEAUTIFUL WATCH

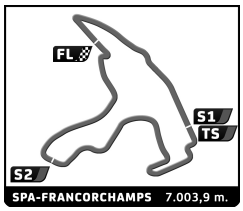

SIXTIES' ENDURANCE
SPA CLASSIC
QUALIFYING

Sector Analysis

Personal Best | Session Best | **B** Crossing the finish line in pit lane

168 — Shelby Mustang GT350 1965 — GT5
1.Stan NOVAKOVIC

Lap	D	Time	Sector 1	Sector 2	Sector 3	T. Spd	Elapsed
1	1	4:29.040	1:57.197	1:36.967	54.876	158.8	4:29.040
2	1	3:22.910	55.452	1:36.113	51.345	160.0	7:51.950
3	1	3:08.922	52.567	1:27.010	49.345	179.1	11:00.872
4	1	4:17.477	52.143	1:55.092	1:30.242	185.9	15:18.349
5	1	4:52.408	1:47.741	2:11.447	53.220	72.5	20:10.757
6	1	3:11.020	52.694	1:27.768	50.558	165.7	23:21.777
7	1	3:08.373	51.012	1:25.958	51.403	164.6	26:30.150
8	1	3:47.455	1:26.653	1:31.388	49.414	88.6	30:17.605
9	1	3:06.130	51.180	1:25.591	49.359	163.6	33:23.735
10	1	3:05.260	50.500	1:25.786	48.974	163.1	36:28.995
11	1	3:15.600	51.488	1:27.532	56.580	164.6	39:44.595
12	1	3:15.056	55.028	1:27.010	53.018	150.1	42:59.651

170 — Lotus Elan 26R 1964 — GT2
1.Ted TUPPEN

Lap	D	Time	Sector 1	Sector 2	Sector 3	T. Spd	Elapsed
1	1	3:55.991	1:11.952	1:46.220	57.819	131.1	3:55.991
2	1	3:17.647	55.899	1:30.310	51.438	160.8	7:13.638
3	1	3:14.005	54.485	1:29.011	50.509	163.8	10:27.643
4	1	3:45.307	53.077	1:34.212	1:18.018	168.2	14:12.950
5	1	4:46.499 B	1:19.799	1:53.555	1:33.145	91.1	18:59.449
6	1	4:29.540	2:09.363	1:29.199	50.978	153.7	23:28.989
7	1	3:10.864	54.036	1:25.849	50.979	179.1	26:39.853
8	1	3:50.905	1:27.555	1:32.955	50.395	100.1	30:30.758
9	1	3:10.694	53.271	1:28.511	48.912	166.0	33:41.452
10	1	3:06.867	52.764	1:24.642	49.461	176.6	36:48.319
11	1	3:18.832	52.728	1:26.968	59.136	185.9	40:07.151

177 — Jaguar E-Type 3.8 1961 — GT4
1.Hugo PAYEN
2.Arnaud FIEFFE

Lap	D	Time	Sector 1	Sector 2	Sector 3	T. Spd	Elapsed
1	2	4:32.560	1:59.452	1:39.418	53.690	137.4	4:32.560
2	2	3:19.809	54.847	1:33.812	51.150	149.7	7:52.369

181 — Shelby Cobra Daytona Coupe 1962 — GT5
1.Bertrand ROUCHAUD
2.Vincent NEURRISSE

Lap	D	Time	Sector 1	Sector 2	Sector 3	T. Spd	Elapsed
1	2	5:32.326	2:52.496	1:46.168	53.662	122.4	5:32.326
2	2	3:13.994	52.702	1:30.413	50.879	176.0	8:46.320
3	2	3:09.777	52.591	1:27.488	49.698	176.3	11:56.097
4	2	4:51.793 B	1:16.701	1:57.389	1:37.703	83.2	16:47.890
5	1	7:30.426	5:14.736	1:27.209	48.481	157.5	24:18.316
6	1	3:41.445	50.158	1:28.618	1:22.669	173.6	27:59.761
7	1	3:12.537	58.987	1:25.658	47.892	172.1	31:12.298
8	1	3:01.985	50.170	1:24.582	47.233	165.2	34:14.283
9	1	3:02.320	50.138	1:24.129	48.053	193.6	37:16.603
10	1	4:04.809 B	49.726	1:26.177	1:48.906	183.2	41:21.412

185 — Lotus Elan 26R 1965 — GT2
1.Jorge VARGAS CLEMENT

Lap	D	Time	Sector 1	Sector 2	Sector 3	T. Spd	Elapsed
1	1	6:20.292	3:30.830	1:49.043	1:00.419	102.4	6:20.292
2	1	3:33.294	1:00.367	1:37.780	55.147	133.3	9:53.586
3	1	3:56.612 B	59.673	1:39.614	1:17.325	156.1	13:50.198
4	1	8:28.351	5:51.102	1:34.525	1:02.724	145.6	22:18.549

244 — Austin-Healey 3000 Mk II 1962 — GT3
1. MOZ
2.Thierry DELUBAC

Lap	D	Time	Sector 1	Sector 2	Sector 3	T. Spd	Elapsed
1	1	5:33.444	2:50.925	1:44.906	57.613	124.1	5:33.444
2	1	3:17.304	55.855	1:29.448	52.001	171.5	8:50.748
3	1	3:25.432	59.921	1:31.049	54.462	149.7	12:16.180
4	1	5:07.710 B	1:30.171	1:59.670	1:37.869	83.1	17:23.890
5	2	8:14.210	5:37.387	1:39.426	57.397	114.9	25:38.100
6	2	3:59.590	1:16.179	1:48.695	54.716	76.0	29:37.690
7	2	3:25.006	56.436	1:36.133	52.437	156.8	33:02.696
8	2	3:25.273	56.760	1:33.867	54.646	163.3	36:27.969
9	2	4:16.630 B	57.459	1:33.133	1:46.038	162.3	40:44.599

268 — Bizzarrini 5300 GT 1965 — GT5
1.Leon EBELING
2.Dirk EBELING

Lap	D	Time	Sector 1	Sector 2	Sector 3	T. Spd	Elapsed
1	1	5:13.008	2:51.387	1:31.677	49.944	147.7	5:13.008
2	1	2:58.889	51.208	1:23.507	44.174	164.4	8:11.897
3	1	2:56.153	49.631	1:20.820	45.702	175.1	11:08.050
4	1	4:13.165	47.629	1:54.284	1:31.252	191.5	15:21.215
5	1	4:46.303	1:47.253	2:10.490	48.560	71.2	20:07.518
6	1	2:53.108	47.193	1:20.668	45.247	182.9	23:00.626
7	1	3:06.688 B	54.639	1:20.152	51.897	186.6	26:07.314
8	2	7:18.614	5:03.451	1:26.082	49.081	153.7	33:25.928
9	2	3:04.140	51.016	1:25.006	48.118	165.2	36:30.068
10	2	3:16.797	53.056	1:25.781	57.960	185.6	39:46.865
11	2	3:12.370	52.633	1:26.578	53.159	160.8	42:59.235

269 — Porsche 911 2,0L 1965 — GT2
1.Max MORITZ
2.Vincent KOLB

Lap	D	Time	Sector 1	Sector 2	Sector 3	T. Spd	Elapsed
1	1	4:45.097	2:13.445	1:36.575	55.077	126.4	4:45.097
2	1	3:20.092	57.077	1:32.261	50.754	169.8	8:05.189
3	1	3:27.915	57.442	1:36.144	54.329	153.5	11:33.104
4	1	4:45.796 B	1:10.366	2:02.419	1:33.011	88.0	16:18.900
5	2	19:26.593	...	1:27.446	51.123	166.0	35:45.493
6	2	3:17.743	54.593	1:30.519	52.631	176.0	39:03.236
7	2	3:21.627	53.572	1:25.197	1:02.858	164.1	42:24.863

322 — Alfa Romeo Giulia Sprint GTA 1965 — GT2
1.François FABRI
2.Alexander FURIANI

Lap	D	Time	Sector 1	Sector 2	Sector 3	T. Spd	Elapsed
1	1	5:04.284	2:21.589	1:45.448	57.247	129.3	5:04.284
2	1	3:31.155	59.503	1:38.521	53.131	130.2	8:35.439
3	1	3:20.084	59.029	1:29.584	51.471	157.8	11:55.523
4	1	4:56.215 B	1:19.757	1:55.955	1:40.503	81.5	16:51.738
5	1	6:15.043	3:53.201	1:30.611	51.231	155.1	23:06.781
6	1	3:16.814	55.922	1:29.397	51.495	149.7	26:23.595
7	1	3:45.544	1:23.905	1:31.322	50.317	82.7	30:09.139
8	1	3:19.515 B	55.601	1:26.492	57.422	167.6	33:28.654
9	2	5:08.806	2:46.681	1:31.267	50.858	126.4	38:37.460
10	2	3:19.357	54.019	1:25.357	59.981	181.6	41:56.817

330 — Jaguar E-Type 3.8 1965 — GT4
1.Gary WRIGHT
2.Joe TWYMAN

Lap	D	Time	Sector 1	Sector 2	Sector 3	T. Spd	Elapsed
1	1	4:17.776	1:25.355	1:52.029	1:00.392	128.1	4:17.776
2	1	3:40.851	1:00.250	1:42.787	57.814	150.8	7:58.627
3	1	3:36.147	58.280	1:40.681	57.186	142.8	11:34.774
4	1	4:53.767 B	1:10.028	2:03.257	1:40.482	89.4	16:28.541
5	2	7:36.786	5:10.190	1:34.929	51.667	161.3	24:05.327
6	2	3:45.456	49.794	1:29.251	1:26.411	166.8	27:50.783
7	2	3:10.697	1:00.070	1:23.786	46.841	176.3	31:01.480
8	2	3:00.529	50.571	1:23.427	46.531	169.0	34:02.009

THE BEAUTIFUL WATCH

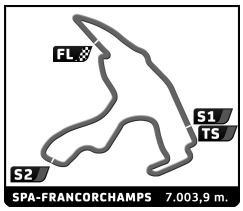

SIXTIES' ENDURANCE
SPA CLASSIC
QUALIFYING

Sector Analysis

Personal Best | Session Best | **B** Crossing the finish line in pit lane

Lap	D	Time	Sector 1	Sector 2	Sector 3	T. Spd	Elapsed
9	2	3:06.087	50.127	1:27.504	48.456	156.6	37:08.096
10	2	4:04.672 B	48.959	1:22.534	1:53.179	176.3	41:12.768

333 Jaguar E-Type 3.8 1964
1.Jon MINSHAW — GT4

Lap	D	Time	Sector 1	Sector 2	Sector 3	T. Spd	Elapsed
1	1	3:11.016	49.508	1:33.116	48.392	139.1	3:11.016
2	1	2:58.168	49.363	1:23.277	45.528	173.9	6:09.184
3	1	2:56.172	47.891	1:22.992	45.289	201.7	9:05.356
4	1	3:10.711 B	47.798	1:24.849	58.064	181.6	12:16.067
5	1	9:45.679	7:39.403	1:21.261	45.015	186.2	22:01.746
6	1	2:50.013	46.927	1:18.183	44.903	200.5	24:51.759
7	1	3:57.807 B	48.609	1:37.292	1:31.906	189.7	28:49.566

344 MG B 1964
1.Bart BLOMMAERT
2.Rikkert LEEMAN — GT2

Lap	D	Time	Sector 1	Sector 2	Sector 3	T. Spd	Elapsed
1	1	5:19.475	2:31.995	1:48.493	58.987	119.2	5:19.475
2	1	3:34.525	1:02.662	1:37.567	54.296	138.0	8:54.000
3	1	3:33.253	1:01.939	1:36.607	54.707	145.4	12:27.253
4	1	4:49.554	1:21.147	1:59.894	1:28.513	83.5	17:16.807
5	1	4:11.309 B	1:19.444	1:45.761	1:06.104	107.4	21:28.116
6	1	5:22.921	2:46.470	1:36.297	1:00.154	124.4	26:51.037
7	1	3:59.991	1:26.447	1:36.411	57.133	130.1	30:51.028
8	1	3:39.110	1:02.120	1:37.777	59.213	142.0	34:30.138
9	1	3:33.087	1:00.609	1:36.876	55.602	157.3	38:03.225
10	1	3:31.563	1:01.032	1:33.140	57.391	155.1	41:34.788

355 Chevrolet Corvette C2 1694
1.Christophe VAN RIET
2.Frédéric BOUVY — GT5

Lap	D	Time	Sector 1	Sector 2	Sector 3	T. Spd	Elapsed
1	1	3:32.757	1:03.363	1:37.895	51.499	162.3	3:32.757
2	1	3:05.220	50.272	1:28.473	46.475	179.4	6:37.977
3	1	2:59.673	48.947	1:24.580	46.146	171.5	9:37.650
4	1	3:13.963 B	48.628	1:24.303	1:01.032	173.9	12:51.613
5	2	6:53.028	3:35.082	2:05.476	1:12.470	69.8	19:44.641
6	2	2:55.682	47.946	1:22.096	45.640	185.2	22:40.323
7	2	2:58.181	47.883	1:22.794	47.504	189.3	25:38.504
8	2	3:34.592	1:03.807	1:42.860	47.925	88.8	29:13.096
9	2	2:53.833	47.336	1:21.270	45.227	180.6	32:06.929
10	2	3:26.205 B	54.675	1:29.437	1:02.093	151.0	35:33.134

472 Lotus Elan 26R 1965
1.Nick MATTHEWS
2.Miles GRIFFITHS — GT2

Lap	D	Time	Sector 1	Sector 2	Sector 3	T. Spd	Elapsed
1	1	5:12.013	2:37.991	1:39.162	54.860	117.5	5:12.013
2	1	3:24.272	57.220	1:34.282	52.770	165.2	8:36.285
3	1	3:11.782	53.944	1:27.183	50.655	178.7	11:48.067
4	1	4:36.926	1:17.361	1:57.314	1:22.251	81.0	16:24.993
5	1	4:17.402	1:36.328	1:49.527	51.547	82.1	20:42.395
6	1	3:13.746	52.884	1:28.860	52.002	181.3	23:56.141
7	1	3:42.921 B	52.406	1:27.891	1:22.624	179.1	27:39.062
8	2	5:06.715	2:57.589	1:23.757	45.369	177.5	32:45.777
9	2	2:56.374	49.192	1:21.356	45.826	184.9	35:42.151

THE BEAUTIFUL WATCH