

SIXTIES' ENDURANCE MUGELLO CLASSIC RACE

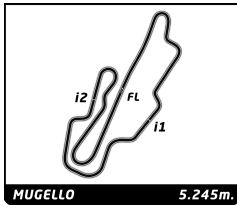
Sector Analysis

Main data table containing race results for class 16 (Shelby Cobra 289 1965) and class 18 (Shelby Cobra Daytona Coupe 1964). Columns include Lap, D, Time, Sector 1-3, T. Spd, Elapsed, and Pit lane crossing indicators. Includes legends for Personal Best, Session Best, and Pit Lane Crossing.









## SIXTIES' ENDURANCE MUGELLO CLASSIC RACE

### Sector Analysis

■ Personal Best   ■ Session Best   B Crossing the finish line in pit lane

Lap	D	Time	Sector 1	Sector 2	Sector 3	T. Spd	Elapsed	Lap	D	Time	Sector 1	Sector 2	Sector 3	T. Spd	Elapsed
38	1	2:24.458	48.803	45.368	50.287	210.9	1:43:30.045	16	2	3:19.104	50.100	1:09.379	1:19.625	201.9	43:29.202
39	1	2:43.445	48.950	46.798	1:07.697	220.4	1:46:13.490	17	2	3:42.806	1:13.202	1:14.070	1:15.534	106.9	47:12.008
40	1	3:23.542	1:12.753	1:07.072	1:03.717	86.2	1:49:37.032	18	2	2:28.368	50.782	45.787	51.799	179.4	49:40.376
41	1	2:22.514	49.154	44.064	49.296	219.5	1:51:59.546	19	2	2:29.384	49.191	47.399	52.794	198.5	52:09.760
42	1	2:20.744	47.797	43.698	49.249	221.3	1:54:20.290	20	2	2:26.021	49.145	45.246	51.630	196.7	54:35.781
43	1	2:23.296	48.003	45.296	49.997	221.8	1:56:43.586	21	2	2:31.625	50.961	48.698	51.966	194.9	57:07.406
44	1	2:22.827	48.986	44.600	49.241	214.3	1:59:06.413	22	2	2:27.300	49.912	46.158	51.230	189.5	59:34.706
45	1	2:22.575	48.026	44.640	49.909	224.5	2:01:28.988	23	2	2:26.949	49.608	46.523	50.818	193.2	1:02:01.655
46	1	2:25.708	48.551	45.341	51.816	224.1	2:03:54.696	24	2	2:32.830	50.256	48.949	53.625	197.4	1:04:34.485

**31** Shelby Cobra 289 1964  
1. Charles FIRMENICH  
2. Benjamin MONNAY  
GT5

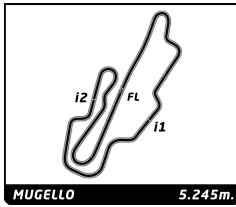
1	1	2:39.840	1:00.975	48.002	50.863		2:39.840
2	1	2:22.330	48.032	45.119	49.179	215.1	5:02.170
3	1	2:22.401	48.147	44.649	49.605	229.8	7:24.571
4	1	2:59.051	47.943	45.365	1:25.743	216.4	10:23.622
5	1	3:46.844	1:14.855	1:09.320	1:22.669	93.7	14:10.466
6	1	3:06.004	1:16.733	1:00.074	49.197	89.4	17:16.470
7	1	2:23.058	48.294	45.888	48.876	234.3	19:39.528
8	1	2:22.367	47.137	46.240	48.990	236.3	22:01.895
9	1	2:22.651	47.818	46.033	48.800	235.3	24:24.546
10	1	2:24.503	48.555	45.298	50.650	234.8	26:49.049
11	1	2:20.915	47.920	44.613	48.382	232.8	29:09.964
12	1	2:21.491	46.896	45.789	48.806	235.8	31:31.455
13	1	2:21.195	46.890	45.519	48.786	235.3	33:52.650
14	1	2:22.124	47.576	44.839	49.709	233.8	36:14.774
15	1	2:21.872	46.613	46.076	49.183	234.8	38:36.646
16	1	2:22.050	47.521	44.896	49.633	232.8	40:58.696
17	1	10:53.281	B 1:04.203	1:09.048	8:40.030	125.3	51:51.977
18	2	2:28.237	56.707	43.413	48.117	150.2	54:20.214
19	2	2:18.961	47.650	43.459	47.852	224.5	56:39.175
20	2	2:19.642	46.850	44.420	48.372	235.8	58:58.817
21	2	2:17.089	46.218	42.984	47.887	233.3	1:01:15.906
22	2	2:16.843	46.140	42.962	47.741	234.3	1:03:32.749
23	2	2:18.650	46.763	44.132	47.755	226.4	1:05:51.399
24	2	2:19.281	47.307	43.586	48.388	218.2	1:08:10.680
25	2	2:42.214	46.665	45.816	1:09.733	224.1	1:10:52.894
26	2	8:06.074	B 1:13.412	1:09.407	5:43.255	92.6	1:18:58.968
27	2	2:40.229	1:01.408	45.977	52.844	145.6	1:21:39.197

**33** Alfa Romeo Giulia Sprint GTA 1965  
1. Roderick JACK  
2. Patrick JACK  
GT2

1	2	2:48.581	1:07.597	48.015	52.969		2:48.581
2	2	2:31.275	50.741	48.256	52.278	201.5	5:19.856
3	2	2:31.954	50.832	49.261	51.861	201.9	7:51.810
4	2	3:22.651	51.539	1:01.658	1:29.454	196.4	11:14.461
5	2	3:56.536	1:21.456	1:11.155	1:23.925	75.5	15:10.997
6	2	2:48.446	1:10.432	46.548	51.466	81.1	17:59.443
7	2	2:28.799	50.168	46.532	52.099	201.1	20:28.242
8	2	2:27.797	50.007	46.279	51.511	201.5	22:56.039
9	2	2:29.591	50.411	47.351	51.829	196.7	25:25.630
10	2	2:28.243	50.405	45.864	51.974	202.6	27:53.873
11	2	2:25.153	49.007	45.193	50.953	199.6	30:19.026
12	2	2:28.151	49.753	46.612	51.786	202.6	32:47.177
13	2	2:26.781	50.188	45.310	51.283	194.9	35:13.958
14	2	2:27.099	49.373	45.735	51.991	194.6	37:41.057
15	2	2:29.041	49.692	46.383	52.966	199.6	40:10.098

**35** Porsche 911 2,0L 1965  
1. Frédéric DI EGIDIO  
2. Guido DI EGIDIO  
GT2

1	2	3:02.810	1:15.142	51.722	55.946		3:02.810
2	2	2:43.507	53.245	50.843	59.419	193.5	5:46.317
3	2	2:41.677	53.969	50.921	56.787	192.2	8:27.994
4	2	3:31.758	1:04.933	1:05.785	1:21.040	145.0	11:59.752
5	2	3:46.661	1:16.618	1:05.677	1:24.366	85.3	15:46.413
6	2	2:51.631	1:05.346	50.230	56.055	85.4	18:38.044
7	2	2:42.281	54.356	51.532	56.393	195.7	21:20.325
8	2	2:43.180	53.807	50.985	58.388	192.2	24:03.505
9	2	2:46.839	57.269	51.982	57.588	194.9	26:50.344
10	2	2:43.820	54.311	52.304	57.205	183.7	29:34.164
11	2	2:43.479	54.307	51.982	57.190	184.0	32:17.643
12	2	2:43.286	55.205	51.277	56.804	186.9	35:00.929
13	2	2:44.619	54.149	52.979	57.491	193.9	37:45.548
14	2	2:47.844	55.249	52.611	59.984	193.9	40:33.392
15	2	3:33.218	56.245	1:14.789	1:22.184	191.5	44:06.610
16	2	9:06.110	B 1:19.043	1:18.196	6:28.871	78.9	53:12.720
17	1	2:41.635	1:00.924	47.752	52.959	129.5	55:54.355
18	1	2:29.230	50.350	46.504	52.376	195.3	58:23.585
19	1	2:27.896	49.685	45.905	52.306	198.2	1:00:51.481
20	1	2:29.409	50.111	46.651	52.647	198.5	1:03:20.890
21	1	2:30.554	50.859	47.185	52.510	197.1	1:05:51.444
22	1	2:28.962	49.867	46.471	52.624	201.1	1:08:20.406
23	1	4:13.296	B 49.927	50.623	2:32.746	198.9	1:12:33.702
24	1	2:44.766	1:07.104	45.578	52.084	96.3	1:15:18.468
25	1	2:31.185	52.279	46.789	52.117	198.9	1:17:49.653



# SIXTIES' ENDURANCE MUGELLO CLASSIC RACE

## Sector Analysis

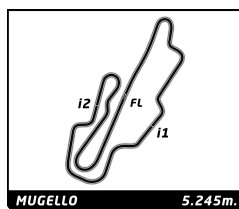
Personal Best Session Best B Crossing the finish line in pit lane

Lap	D	Time	Sector 1	Sector 2	Sector 3	T. Spd	Elapsed	Lap	D	Time	Sector 1	Sector 2	Sector 3	T. Spd	Elapsed		
26	1	2:27.304	49.583	45.693	52.028	200.7	1:20:16.957	38	1	2:31.194	51.870	47.270	52.054	205.7	1:54:40.277		
27	1	2:27.203	<b>49.272</b>	45.909	52.022	200.7	1:22:44.160	39	1	2:29.841	<b>49.707</b>	47.764	52.370	207.3	1:57:10.118		
28	1	2:28.841	49.523	46.676	52.642	200.0	1:25:13.001	40	1	2:32.267	51.899	47.581	52.787	207.7	1:59:42.385		
29	1	2:28.408	50.456	45.881	52.071	203.0	1:27:41.409	<b>43</b> Jaguar E-Type 3.8 1965 1. James THORPE 2. Phil QUAIFE GT4									
30	1	2:29.233	50.810	46.150	52.273	201.1	1:30:10.642	1	1	2:23.037	52.538	43.327	47.172		2:23.037		
31	1	2:27.313	49.751	45.804	51.758	200.4	1:32:37.955	2	1	2:15.537	45.682	42.487	47.368	229.8	4:38.574		
32	1	2:29.422	50.178	45.613	53.631	200.7	1:35:07.377	3	1	2:15.418	45.712	42.232	47.474	236.8	6:53.992		
33	1	2:29.149	50.469	46.540	52.140	190.5	1:37:36.526	4	1	2:27.636	45.503	42.059	1:00.074	238.4	9:21.628		
34	1	2:28.660	50.165	46.428	52.067	198.9	1:40:05.186	5	1	4:07.842	1:22.871	1:16.096	1:28.875	84.4	13:29.470		
35	1	2:29.344	50.227	47.582	51.535	199.3	1:42:34.530	6	1	3:24.272	1:23.383	1:13.017	47.872	74.8	16:53.742		
36	1	2:29.868	50.364	45.824	53.680	200.7	1:45:04.398	7	1	2:15.971	45.556	42.806	47.609	237.9	19:09.713		
37	1	3:20.450	1:04.305	58.729	1:17.416	97.7	1:48:24.848	8	1	2:18.764	46.013	44.185	48.566	236.8	21:28.477		
38	1	2:47.613	1:10.111	45.760	51.742	96.5	1:51:12.461	9	1	2:15.036	45.509	42.655	46.872	237.4	23:43.513		
39	1	2:28.485	50.053	46.807	51.625	201.1	1:53:40.946	10	1	2:16.985	47.231	42.582	47.172	239.5	26:00.498		
40	1	2:28.043	49.605	46.735	51.703	200.4	1:56:08.989	11	1	2:16.400	46.715	42.777	46.908	236.8	28:16.898		
41	1	2:27.506	50.103	45.592	51.811	199.6	1:58:36.495	12	1	2:14.917	45.387	42.549	46.981	237.9	30:31.815		
42	1	2:27.700	49.736	46.540	51.424	200.7	2:01:04.195	13	1	2:16.809	45.381	44.066	47.362	238.4	32:48.624		
43	1	<b>2:26.020</b>	49.655	<b>45.350</b>	<b>51.015</b>	201.5	2:03:30.215	14	1	2:17.303	46.705	43.147	47.451	215.1	35:05.927		
<b>42</b> Marcos 1800 GT 1965 1. Robert INGRAM 2. Iain ROWLEY GT2							1 1 2:57.868 1:14.800 49.586 53.482 2:57.868										
							2 1 2:35.216 53.171 47.961 54.084 195.3 5:33.084										
							3 1 2:36.866 53.343 48.833 54.690 196.7 8:09.950										
							4 1 3:18.772 53.990 57.172 1:27.610 206.9 11:28.722										
							5 1 4:01.630 1:21.369 1:15.219 1:25.042 68.6 15:30.352										
							6 1 2:51.665 1:10.457 48.665 52.543 77.9 18:22.017										
							7 1 2:32.180 50.793 48.349 53.038 205.3 20:54.197										
							8 1 2:32.392 51.177 47.862 53.353 205.7 23:26.589										
							9 1 2:31.775 51.914 47.317 52.544 208.9 25:58.364										
							10 1 2:36.808 55.791 48.024 52.993 207.7 28:35.172										
							11 1 2:32.489 51.546 47.945 52.998 204.5 31:07.661										
							12 1 2:35.949 50.115 51.070 54.764 199.6 33:43.610										
							13 1 2:33.462 51.739 47.861 53.862 203.4 36:17.072										
							14 1 2:34.326 54.110 47.882 52.334 206.5 38:51.398										
							15 1 2:42.720 51.482 51.097 1:00.141 203.4 41:34.118										
							16 1 3:18.037 1:01.129 56.816 1:20.992 106.6 44:52.155										
							17 1 3:04.558 1:08.767 1:03.286 52.505 94.2 47:56.713										
							18 1 2:29.745 50.138 47.992 <b>51.615</b> 193.5 50:26.458										
							19 1 2:30.166 49.758 47.448 52.960 208.9 52:56.624										
							20 1 2:29.792 50.917 <b>46.601</b> 52.274 207.7 55:26.416										
							21 1 <b>2:29.254</b> 50.637 46.654 51.963 193.2 57:55.670										
							22 1 8:16.558B 51.771 47.326 6:37.461 208.9 1:06:12.228										
							23 2 4:54.694 2:37.717 55.882 1:21.095 91.3 1:11:06.922										
							24 2 3:30.410 1:26.412 1:09.826 54.172 69.3 1:14:37.332										
							25 2 2:39.061 52.730 50.437 55.894 195.3 1:17:16.393										
							26 2 2:35.856 53.947 49.241 52.668 183.4 1:19:52.249										
							27 2 2:35.775 52.902 49.388 53.485 198.5 1:22:28.024										
							28 2 2:35.817 53.110 48.418 54.289 200.0 1:25:03.841										
							29 2 2:36.090 53.001 49.243 53.846 200.7 1:27:39.931										
							30 2 2:35.087 53.637 48.734 52.716 194.2 1:30:15.018										
							31 2 2:36.616 53.856 49.398 53.362 189.5 1:32:51.634										
							32 2 4:17.515B 54.792 49.827 2:32.896 177.9 1:37:09.149										
							33 1 3:29.689 1:40.698 54.217 54.774 116.6 1:40:38.838										
							34 1 2:37.120 52.351 51.119 53.650 187.2 1:43:15.958										
							35 1 2:55.040 54.804 51.744 1:08.492 179.4 1:46:10.998										
							36 1 3:25.979 1:14.537 1:04.762 1:06.680 82.3 1:49:36.977										
							37 1 2:32.106 52.265 47.490 52.351 177.0 1:52:09.083										
							<b>47</b> Porsche 904/6 Carrera GTS 1965 1. Oliver BRYANT GT2										
							1 1 2:29.880 55.361 <b>45.333</b> <b>49.186</b> 2:29.880										









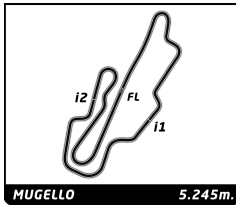
# SIXTIES' ENDURANCE MUGELLO CLASSIC RACE

## Sector Analysis

							<span style="color: green;">■</span> Personal Best <span style="color: purple;">■</span> Session Best <span style="color: black;">■</span> Crossing the finish line in pit lane								
Lap	D	Time	Sector 1	Sector 2	Sector 3	T. Spd	Elapsed	Lap	D	Time	Sector 1	Sector 2	Sector 3	T. Spd	Elapsed
13	1	2:30.386	<span style="color: green;">50.466</span>	47.136	52.784	213.0	36:07.556	24	1	2:42.636	54.638	52.312	55.686	198.5	1:16:28.433
14	1	2:33.693	51.913	49.163	52.617	207.7	38:41.249	25	1	2:43.488	53.333	52.314	57.841	202.6	1:19:11.921
15	1	2:36.311	51.924	49.088	55.299	194.2	41:17.560	26	1	2:45.228	53.625	53.265	58.338	189.1	1:21:57.149
16	1	3:32.038	1:00.572	1:02.553	1:28.913	127.7	44:49.598	27	1	2:46.447	57.830	52.049	56.568	190.1	1:24:43.596
17	1	3:05.453	1:09.195	1:03.962	52.296	105.0	47:55.051	28	1	2:44.354	55.892	53.083	55.379	201.1	1:27:27.950
18	1	2:29.814	50.496	46.711	52.607	213.0	50:24.865	29	1	2:43.741	55.599	52.396	55.746	186.2	1:30:11.691
19	1	2:31.090	50.795	47.030	53.265	211.4	52:55.955	30	1	2:42.800	54.028	53.458	55.314	202.6	1:32:54.491
20	1	<span style="color: green;">2:29.064</span>	51.130	<span style="color: green;">46.192</span>	<span style="color: green;">51.742</span>	210.5	55:25.019	31	1	2:45.725	56.942	52.478	56.305	186.2	1:35:40.216
21	1	2:29.893	51.277	46.266	52.350	210.5	57:54.912	32	1	2:44.810	55.599	52.640	56.571	170.1	1:38:25.026
22	1	2:32.446	51.469	47.288	53.689	211.4	1:00:27.358	33	1	2:47.781	55.799	56.046	55.936	192.2	1:41:12.807
23	1	2:30.193	51.444	46.493	52.256	208.9	1:02:57.551	34	1	2:46.327	54.514	55.737	56.076	190.8	1:43:59.134
24	1	8:14.819 <b>B</b>	51.116	47.941	6:35.762	209.3	1:11:12.370	35	1	3:37.900	54.979	1:10.186	1:32.735	186.9	1:47:37.034
25	1	3:21.880	1:24.183	1:04.918	52.779	86.8	1:14:34.250	36	1	3:29.501	1:26.497	1:04.227	58.777	72.5	1:51:06.535
26	1	2:31.271	52.559	46.519	52.193	200.4	1:17:05.521	37	1	2:45.449	56.167	52.805	56.477	189.5	1:53:51.984
27	1	2:30.641	51.684	46.907	52.050	206.1	1:19:36.162	38	1	2:43.183	<span style="color: green;">52.984</span>	54.937	55.262	202.2	1:56:35.167
28	1	2:42.467	50.925	59.380	52.162	209.3	1:22:18.629	39	1	2:44.532	54.338	53.987	56.207	203.4	1:59:19.699
29	1	2:32.256	51.049	48.508	52.699	212.6	1:24:50.885	40	1	2:43.373	56.706	<span style="color: green;">51.257</span>	55.410	197.4	2:02:03.072
30	1	2:32.206	51.114	47.909	53.183	213.0	1:27:23.091	<div style="border: 1px solid black; padding: 5px;"> <b>60</b> Lotus Elan 26R 1963            1. Guillaume MINGOT            2. Jérôme CATTELIN            GT2         </div>							
31	1	2:32.297	51.905	46.750	53.642	198.9	1:29:55.388								
32	1	2:31.084	51.886	46.856	52.342	211.8	1:32:26.472								
33	1	2:32.006	51.838	46.898	53.270	193.5	1:34:58.478								
34	1	2:32.115	51.955	47.006	53.154	183.1	1:37:30.593								
35	1	2:32.337	51.359	48.067	52.911	208.1	1:40:02.930								
36	1	2:34.191	51.893	49.114	53.184	208.9	1:42:37.121								
37	1	2:41.307	50.893	47.922	1:02.492	208.1	1:45:18.428								
38	1	3:19.364	1:07.589	1:00.346	1:11.429	90.8	1:48:37.792								
39	1	2:46.479	1:04.385	47.818	54.276	92.9	1:51:24.271								
40	1	2:31.986	52.219	47.211	52.556	210.5	1:53:56.257								
41	1	2:34.448	51.628	49.857	52.963	211.8	1:56:30.705								
42	1	2:31.915	51.416	46.811	53.688	213.4	1:59:02.620								
43	1	2:31.977	51.672	47.448	52.857	208.1	2:01:34.597								
44	1	2:32.200	51.140	47.470	53.590	213.0	2:04:06.797								
<div style="border: 1px solid black; padding: 5px;"> <b>55</b> Lotus Elan 26R 1965            1. Guillaume BRAJEUX            GT2         </div>							1	1	3:14.846	1:19.473	54.118	1:01.255	3:14.846		
							2	1	2:51.806	55.527	55.140	1:01.139	189.8	6:06.652	
							3	1	2:49.711	55.874	55.070	58.767	189.8	8:56.363	
							4	1	3:17.111	1:03.862	1:00.260	1:12.989	144.6	12:13.474	
							5	1	3:35.676	1:11.797	1:02.688	1:21.191	115.1	15:49.150	
							6	1	2:59.601	1:08.978	53.521	57.102	86.5	18:48.751	
							7	1	2:50.259	56.485	55.230	58.544	182.7	21:39.010	
							8	1	2:57.386	1:01.733	57.088	58.565	187.5	24:36.396	
							9	1	2:49.919	58.388	54.780	56.751	192.2	27:26.315	
							10	1	2:45.595	56.091	53.451	56.053	191.8	30:11.910	
11	1	2:53.801	57.513	55.844	1:00.444	197.1	33:05.711								
12	1	2:53.497	56.818	58.297	58.382	171.4	35:59.208								
13	1	2:50.341	55.380	56.919	58.042	198.9	38:49.549								
14	1	2:56.928	55.891	55.652	1:05.385	191.2	41:46.477								
15	1	3:13.603	1:06.255	59.033	1:08.315	117.1	45:00.080								
16	1	3:08.099	1:10.194	1:00.555	57.350	90.8	48:08.179								
17	1	2:44.991	56.602	52.667	55.722	175.9	50:53.170								
18	1	<span style="color: green;">2:40.400</span>	53.356	52.020	<span style="color: green;">55.024</span>	191.5	53:33.570								
19	1	2:45.044	56.152	53.334	55.558	196.7	56:18.614								
20	1	2:43.024	53.532	52.891	56.601	199.3	59:01.638								
21	1	8:08.916 <b>B</b>	55.747	52.844	6:20.325	201.1	1:07:10.554								
22	1	3:06.296	1:05.378	55.807	1:05.111	126.0	1:10:16.850								
23	1	3:28.947	1:12.906	1:10.794	1:05.247	106.4	1:13:45.797								
<div style="border: 1px solid black; padding: 5px;"> <b>61</b> Morgan SLR 1961            1. Simon OREBI GANN            2. James BELLINGER            GT3         </div>							1	1	2:49.615	1:07.478	48.846	53.291	2:49.615		
							2	1	2:32.724	52.112	47.937	52.675	194.2	5:22.339	
							3	1	2:32.297	50.927	49.007	52.363	190.1	7:54.636	





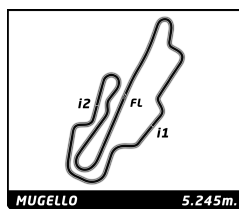


# SIXTIES' ENDURANCE MUGELLO CLASSIC RACE

## Sector Analysis

								<span style="color: green;">■</span> Personal Best <span style="color: purple;">■</span> Session Best <span style="color: black;">■</span> Crossing the finish line in pit lane							
Lap	D	Time	Sector 1	Sector 2	Sector 3	T. Spd	Elapsed	Lap	D	Time	Sector 1	Sector 2	Sector 3	T. Spd	Elapsed
39	2	2:31.852	<span style="color: green;">47.762</span>	44.029	1:00.061	203.0	1:45:16.786	3	1	2:22.423	48.122	44.845	49.456	229.3	7:23.262
40	2	3:19.382	1:07.593	1:00.477	1:11.312	93.7	1:48:36.168	4	1	2:57.189	48.344	45.506	1:23.339	225.0	10:20.451
41	2	2:38.354	1:02.874	45.213	50.267	92.5	1:51:14.522	5	1	3:48.476	1:15.908	1:09.497	1:23.071	90.4	14:08.927
42	2	2:22.988	48.164	44.476	50.348	205.7	1:53:37.510	6	1	3:07.997	1:16.896	1:01.884	49.217	95.2	17:16.924
43	2	2:23.177	47.991	43.809	51.377	204.5	1:56:00.687	7	1	2:23.494	48.725	45.804	48.965	218.6	19:40.418
44	2	<span style="color: green;">2:21.121</span>	47.788	<span style="color: green;">43.304</span>	50.029	204.2	1:58:21.808	8	1	2:23.560	48.587	45.625	49.348	228.8	22:03.978
45	2	2:23.099	48.917	44.085	50.097	203.8	2:00:44.907	9	1	2:23.441	48.600	44.863	49.978	226.4	24:27.419
46	2	2:23.498	48.278	43.506	51.714	203.8	2:03:08.405	10	1	2:22.556	48.591	44.671	49.294	220.9	26:49.975
<b>66</b> Jaguar E-Type 3.8 1965 1. Eduard VAN DIJK 2. Pascal PANDELAAR GT4								11	1	<span style="color: green;">2:20.949</span>	<span style="color: green;">48.156</span>	<span style="color: green;">44.147</span>	<span style="color: green;">48.646</span>	230.3	29:10.924
								12	1	2:23.164	<span style="color: green;">47.533</span>	44.916	50.715	236.3	31:34.088
13	1	2:22.266	48.240	44.794	49.232	225.9	33:56.354								
14	1	2:21.805	47.917	45.108	48.780	231.8	36:18.159								
15	1	2:24.064	48.309	46.238	49.517	230.8	38:42.223								
16	1	2:23.096	47.881	44.530	50.685	215.6	41:05.319								
17	1	39:19.467 <b>B</b>	1:01.822	1:09.743	...	138.6	1:20:24.786								
<b>69</b> Shelby Cobra 289 1963 1. Mr JOHN OF B 2. Soheil AYARI GT5								1	1	2:29.757	56.384	45.335	48.038	2:29.757	
								2	1	2:19.603	47.200	44.192	48.211	224.5	4:49.360
3	1	2:18.447	46.213	44.265	47.969	234.8	7:07.807								
4	1	2:38.936	46.596	44.159	1:08.181	235.8	9:46.743								
5	1	4:01.689	1:19.413	1:14.200	1:28.076	77.7	13:48.432								
6	1	3:17.420	1:22.732	1:06.898	47.790	72.8	17:05.852								
7	1	2:19.008	46.053	44.530	48.425	236.3	19:24.860								
8	1	2:18.644	46.430	43.902	48.312	232.8	21:43.504								
9	1	2:17.766	46.634	43.436	47.696	235.3	24:01.270								
10	1	2:18.796	46.970	43.743	48.083	234.3	26:20.066								
11	1	2:17.995	46.318	43.347	48.330	233.8	28:38.061								
12	1	2:19.212	46.272	43.786	49.154	233.8	30:57.273								
13	1	2:18.897	46.516	44.145	48.236	234.8	33:16.170								
14	1	2:19.589	46.522	44.774	48.293	229.8	35:35.759								
15	1	2:18.315	46.313	44.042	47.960	232.8	37:54.074								
16	1	2:18.380	46.678	43.785	47.917	234.8	40:12.454								
17	1	3:15.440	47.340	1:08.990	1:19.110	230.8	43:27.894								
18	1	10:04.131 <b>B</b>	1:13.827	1:13.956	7:36.348	98.6	53:32.025								
19	2	2:26.827	55.835	43.418	47.574	138.3	55:58.852								
20	2	2:17.164	45.914	43.684	47.566	232.8	58:16.016								
21	2	2:16.555	46.021	42.908	47.626	232.8	1:00:32.571								
22	2	2:15.103	45.347	42.579	47.177	233.3	1:02:47.674								
23	2	2:16.541	46.187	42.592	47.762	233.8	1:05:04.215								
24	2	2:14.244	45.259	42.589	<span style="color: green;">46.396</span>	232.8	1:07:18.459								
25	2	2:18.090	45.212	44.394	48.484	234.8	1:09:36.549								
26	2	3:05.589	50.936	58.048	1:16.605	229.8	1:12:42.138								
27	2	2:34.625	1:02.737	43.719	48.169	94.4	1:15:16.763								
28	2	2:14.898	45.402	42.688	46.808	232.8	1:17:31.661								
29	2	2:14.671	45.432	42.492	46.747	234.3	1:19:46.332								
30	2	2:18.572	45.631	44.931	48.010	234.8	1:22:04.904								
31	2	2:19.464	47.517	43.888	48.059	234.8	1:24:24.368								
32	2	2:16.795	47.112	42.874	46.809	236.3	1:26:41.163								
33	2	2:16.911	45.523	44.246	47.142	233.8	1:28:58.074								
34	2	2:14.007	44.991	<span style="color: green;">41.933</span>	47.083	231.8	1:31:12.081								
35	2	2:14.951	45.154	42.832	46.965	232.3	1:33:27.032								
36	2	2:15.365	45.297	43.589	46.479	231.8	1:35:42.397								
37	2	2:17.075	45.853	44.648	46.574	211.4	1:37:59.472								
38	2	2:15.956	45.705	42.888	47.363	233.3	1:40:15.428								
39	2	2:16.308	46.456	42.610	47.242	235.3	1:42:31.736								
40	2	2:15.083	45.229	42.850	47.004	232.3	1:44:46.819								
<b>67</b> Shelby Mustang GT350 1965 1. Thomas STUDER GT5								1	1	2:38.710	1:01.356	47.272	50.082	2:38.710	
								2	1	2:22.129	48.480	44.674	48.975	219.1	5:00.839



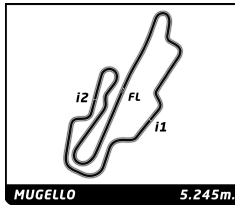


# SIXTIES' ENDURANCE MUGELLO CLASSIC RACE

## Sector Analysis

								Personal Best			Session Best			B Crossing the finish line in pit lane		
Lap	D	Time	Sector 1	Sector 2	Sector 3	T. Spd	Elapsed	Lap	D	Time	Sector 1	Sector 2	Sector 3	T. Spd	Elapsed	
41	2	3:23.205	58.936	1:04.549	1:19.720	166.4	1:48:10.024	3	1	2:19.153	46.794	43.919	48.440	229.8	7:12.096	
42	2	2:46.319	1:15.232	44.004	47.083	78.6	1:50:56.343	4	1	2:41.018	46.468	45.181	1:09.369	230.8	9:53.114	
43	2	2:14.905	45.388	42.504	47.013	234.8	1:53:11.248	5	1	4:01.912	1:18.360	1:14.076	1:29.476	66.9	13:55.026	
44	2	2:14.606	46.671	42.447	46.488	234.8	1:55:25.854	6	1	3:14.483	1:19.989	1:05.836	48.658	75.9	17:09.509	
45	2	<b>2:14.004</b>	<b>44.855</b>	42.216	46.933	235.3	1:57:39.858	7	1	2:20.281	46.541	45.095	48.645	230.3	19:29.790	
46	2	2:15.679	46.087	42.901	46.691	235.3	1:59:55.537	8	1	2:19.509	47.510	43.783	48.216	229.8	21:49.299	
47	2	2:15.158	44.947	43.215	46.996	231.8	2:02:10.695	9	1	2:20.712	48.035	44.176	48.501	229.3	24:10.011	
								10	1	2:21.200	48.039	44.188	48.973	231.3	26:31.211	
								11	1	2:20.283	47.511	44.587	48.185	230.8	28:51.494	
								12	1	2:20.287	46.855	44.424	49.008	230.3	31:11.781	
								13	1	2:19.935	47.560	44.534	47.841	229.3	33:31.716	
								14	1	2:18.474	46.571	43.708	48.195	229.8	35:50.190	
								15	1	2:17.743	46.319	43.276	48.148	229.3	38:07.933	
								16	1	2:20.648	46.592	43.826	50.230	231.3	40:28.581	
								17	1	3:29.518	52.311	1:11.403	1:25.804	229.8	43:58.099	
								18	1	3:31.776	1:19.968	1:13.468	58.340	79.8	47:29.875	
								19	1	2:18.216	47.380	43.130	47.706	225.5	49:48.091	
								20	1	2:19.700	46.683	43.669	49.348	229.8	52:07.791	
								21	1	2:19.700	46.549	45.386	47.765	230.8	54:27.491	
								22	1	2:18.531	46.554	43.785	48.192	229.3	56:46.022	
								23	1	2:18.572	46.582	43.672	48.318	230.3	59:04.594	
								24	1	2:19.240	46.641	44.577	48.022	231.8	1:01:23.834	
								25	1	2:17.990	46.746	43.675	47.569	225.9	1:03:41.824	
								26	1	2:18.847	46.254	44.487	48.106	229.8	1:06:00.671	
								27	1	2:17.208	46.302	43.065	47.841	230.3	1:08:17.879	
								28	1	8:53.569 B	46.498	44.721	7:22.350	227.8	1:17:11.448	
								29	2	2:32.248	1:00.606	43.817	47.825	154.1	1:19:43.696	
								30	2	2:20.621	46.407	46.202	48.012	228.3	1:22:04.317	
								31	2	2:17.917	47.145	43.181	47.591	228.8	1:24:22.234	
								32	2	2:17.096	46.396	43.236	47.464	227.8	1:26:39.330	
								33	2	2:18.941	46.394	45.398	47.149	226.4	1:28:58.271	
								34	2	<b>2:14.160</b>	<b>45.564</b>	<b>41.890</b>	<b>46.706</b>	225.5	1:31:12.431	
								35	2	2:17.034	<b>45.301</b>	43.685	48.048	226.4	1:33:29.465	
								36	2	2:17.182	46.243	43.541	47.398	226.4	1:35:46.647	
								37	2	2:17.274	46.200	42.501	48.573	228.3	1:38:03.921	
								38	2	2:15.940	45.853	43.093	46.994	227.8	1:40:19.861	
								39	2	2:16.193	46.054	42.534	47.605	228.8	1:42:36.054	
								40	2	2:17.163	45.873	42.393	48.897	228.3	1:44:53.217	
								41	2	3:21.652	57.645	1:05.365	1:18.642	136.9	1:48:14.869	
								42	2	2:46.125	1:12.429	45.622	48.074	84.2	1:51:00.994	
								43	2	2:16.273	46.050	42.576	47.647	222.2	1:53:17.267	
								44	2	2:15.650	46.055	42.682	46.913	226.4	1:55:32.917	
								45	2	2:15.585	46.259	42.345	46.981	224.1	1:57:48.502	
								46	2	2:15.250	45.819	42.536	46.895	229.8	2:00:03.752	
								47	2	2:15.312	45.714	42.390	47.208	228.3	2:02:19.064	
								<b>73</b> Jaguar E-Type 3.8 1963								
								1. Laurent JASPERS GT4								
								1	1	2:31.199	56.434	45.856	48.909		2:31.199	
								2	1	2:19.378	47.056	44.067	48.255	225.9	4:50.577	
								3	1	2:19.007	47.390	43.841	47.776	217.7	7:09.584	
								4	1	2:39.267	46.485	44.014	1:08.768	234.8	9:48.851	
								5	1	4:01.490	1:18.928	1:14.001	1:28.561	78.6	13:50.341	
								6	1	3:17.275	1:21.929	1:06.911	48.435	74.0	17:07.616	
								7	1	2:21.404	47.667	45.422	48.315	227.8	19:29.020	
								8	1	2:20.160	47.097	44.137	48.926	235.8	21:49.180	
								9	1	2:21.334	48.556	44.175	48.603	224.5	24:10.514	
								10	1	2:20.700	48.201	43.995	48.504	231.3	26:31.214	
								<b>72</b> Shelby Cobra 289 1963								
								1. Richard COOK GT5								
								2. Harvey STANLEY								
								1	1	2:32.620	57.166	45.818	49.636		2:32.620	
								2	1	2:20.323	47.013	44.910	48.400	229.8	4:52.943	



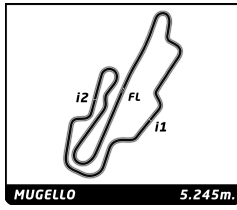


SIXTIES' ENDURANCE
MUGELLO CLASSIC
RACE

Sector Analysis

Personal Best Session Best B Crossing the finish line in pit lane

Table with 15 columns: Lap, D, Time, Sector 1, Sector 2, Sector 3, T. Spd, Elapsed. Contains race data for drivers 75 (Lotus Elan 26R 1965) and 77 (Shelby Cobra 289 1964) across multiple laps.



SIXTIES' ENDURANCE  
MUGELLO CLASSIC  
RACE

Sector Analysis

Personal Best   Session Best   B Crossing the finish line in pit lane

Table with 16 columns: Lap, D, Time, Sector 1, Sector 2, Sector 3, T. Spd, Elapsed. It contains race data for two drivers, with highlighted session bests in green.

Driver 81: Shelby Cobra 289 1965, 1. Patrick BONNARDEL. Table with 7 columns: Lap, D, Time, Sector 1, Sector 2, Sector 3, T. Spd. Includes a highlighted session best in green.

Driver 81 (continued): Shelby Cobra 289 1965. Table with 7 columns: Lap, D, Time, Sector 1, Sector 2, Sector 3, T. Spd. Includes a highlighted session best in green.

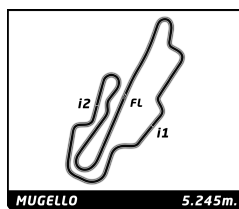
Driver 84: MG B 1964, 1. Benjamin ENGRAND. Table with 7 columns: Lap, D, Time, Sector 1, Sector 2, Sector 3, T. Spd. Includes a highlighted session best in green.

Driver 99: Lotus Xi 1500 1956, 1. Serge KRIKNOFF. Table with 7 columns: Lap, D, Time, Sector 1, Sector 2, Sector 3, T. Spd. Includes a highlighted session best in green.







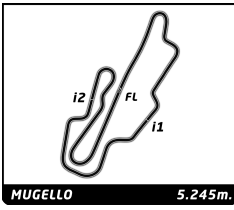


# SIXTIES' ENDURANCE MUGELLO CLASSIC RACE

## Sector Analysis

								<span style="color: green;">■</span> Personal Best <span style="color: purple;">■</span> Session Best <span style="color: blue;">■</span> Crossing the finish line in pit lane							
Lap	D	Time	Sector 1	Sector 2	Sector 3	T. Spd	Elapsed	Lap	D	Time	Sector 1	Sector 2	Sector 3	T. Spd	Elapsed
38	2	2:15.873	45.831	42.564	47.478	237.9	1:41:05.661	18	1	3:34.414	1:20.796	1:14.415	59.203	76.0	47:29.123
39	2	2:16.671	45.525	43.302	47.844	236.8	1:43:22.332	19	1	2:18.057	46.544	43.753	47.760	223.6	49:47.180
40	2	2:43.303	47.012	44.978	1:11.313	235.8	1:46:05.635	20	1	2:18.896	47.238	43.311	48.347	220.4	52:06.076
41	2	3:27.237	1:14.592	1:07.934	1:04.711	74.8	1:49:32.872	21	1	2:20.430	47.015	45.515	47.900	225.5	54:26.506
<b>111</b> Shelby Cobra 289 1965 1. Bas JANSSEN 2. Christophe VAN RIET GT5								<b>22</b> 1 2:18.986 47.142 43.866 47.978 223.1 56:45.492 <b>23</b> 1 2:18.722 46.631 43.926 48.165 223.6 59:04.214 <b>24</b> 1 2:19.051 46.694 43.875 48.482 220.9 1:01:23.265 <b>25</b> 1 2:20.151 47.117 44.604 48.430 223.1 1:03:43.416 <b>26</b> 1 2:38.011 <span style="color: blue;">B</span> 47.083 43.704 1:07.224 220.4 1:06:21.427 <b>27</b> 1 8:43.088 7:11.648 43.539 47.901 118.0 1:15:04.515 <b>28</b> 1 2:18.730 46.775 44.018 47.937 223.1 1:17:23.245 <b>29</b> 1 2:18.948 47.597 43.695 47.656 223.6 1:19:42.193 <b>30</b> 1 2:21.718 47.309 45.966 48.443 223.1 1:22:03.911 <b>31</b> 1 2:20.256 47.983 44.176 48.097 218.6 1:24:24.167 <b>32</b> 1 2:18.935 47.647 43.379 47.909 218.2 1:26:43.102 <b>33</b> 1 2:18.612 46.246 44.304 48.062 223.1 1:29:01.714 <b>34</b> 1 2:24.887 46.641 44.215 54.031 222.7 1:31:26.601 <b>35</b> 1 2:18.894 46.946 44.339 47.609 223.6 1:33:45.495 <b>36</b> 1 2:24.074 49.605 46.507 47.962 193.9 1:36:09.569 <b>37</b> 1 2:20.600 48.473 43.962 48.165 196.4 1:38:30.169 <b>38</b> 1 2:19.636 46.923 44.000 48.713 223.6 1:40:49.805 <b>39</b> 1 2:18.581 47.025 43.904 47.652 222.2 1:43:08.386 <b>40</b> 1 2:44.688 46.954 44.587 1:13.147 224.5 1:45:53.074 <b>41</b> 1 3:32.148 1:15.137 1:04.096 1:12.915 84.8 1:49:25.222 <b>42</b> 1 2:19.888 48.414 43.416 48.058 201.5 1:51:45.110 <b>43</b> 1 2:18.778 46.056 43.746 48.976 224.5 1:54:03.888 <b>44</b> 1 2:19.580 46.973 45.022 <span style="background-color: green;">47.585</span> 222.7 1:56:23.468 <b>45</b> 1 2:18.538 46.698 43.847 47.993 224.5 1:58:42.006 <b>46</b> 1 2:17.901 <span style="background-color: green;">46.008</span> 43.811 48.082 225.5 2:00:59.907 <b>47</b> 1 <span style="background-color: green;">2:17.732</span> 46.241 43.327 48.164 223.6 2:03:17.639							
<b>122</b> Shelby Cobra 289 1965 1. Nikolaus DITTING GT5								<b>133</b> Alfa Romeo Giulio Sprint GTA 1965 1. Daniel REINHARDT GT2							
1	1	2:26.594	54.618	44.290	47.686		2:26.594	1	1	2:55.350	1:10.769	48.851	55.730		2:55.350
2	1	2:20.278	47.452	44.127	48.699	224.1	4:46.872	2	1	2:36.889	53.248	49.094	54.547	195.7	5:32.239
3	1	2:18.957	46.764	43.788	48.405	224.1	7:05.829	3	1	2:38.486	53.891	48.407	56.188	198.2	8:10.725
4	1	2:36.290	47.021	43.781	1:05.488	224.1	9:42.119	4	1	3:19.889	53.768	57.714	1:28.407	196.7	11:30.614
5	1	4:04.511	1:22.210	1:13.811	1:28.490	71.8	13:46.630	5	1	4:01.455	1:20.596	1:16.243	1:24.616	74.2	15:32.069
6	1	3:19.385	1:23.506	1:07.211	48.668	74.0	17:06.015	6	1	2:55.790	1:12.722	48.771	54.297	73.9	18:27.859
7	1	2:20.327	47.281	45.290	47.756	225.0	19:26.342	7	1	2:36.737	53.162	49.236	54.339	196.0	21:04.596
8	1	2:19.173	47.590	43.576	48.007	217.7	21:45.515	8	1	2:34.900	52.399	48.015	54.486	193.2	23:39.496
9	1	2:20.473	48.424	44.243	47.806	225.0	24:05.988	9	1	2:37.301	53.220	48.165	55.916	195.3	26:16.797
10	1	2:20.312	48.554	43.722	48.036	225.0	26:26.300	10	1	2:41.921	55.031	51.087	55.803	194.2	28:58.718
11	1	2:20.158	47.258	44.718	48.182	223.6	28:46.458	11	1	2:39.203	51.910	49.419	57.874	198.5	31:37.921
12	1	2:20.929	48.118	43.803	49.008	223.6	31:07.387	12	1	2:33.560	52.123	47.698	53.739	198.9	34:11.481
13	1	2:18.919	47.029	44.025	47.865	224.5	33:26.306	13	1	2:33.975	52.120	48.439	53.416	196.0	36:45.456
14	1	2:20.076	46.885	44.989	48.202	225.0	35:46.382	14	1	2:33.901	51.859	48.624	53.418	196.0	39:19.357
15	1	2:18.508	46.509	43.755	48.244	223.6	38:04.890	15	1	3:00.110	52.255	49.262	1:18.593	196.4	42:19.467
16	1	2:19.786	46.587	44.550	48.649	224.1	40:24.676	16	1	3:18.637	1:09.767	59.617	1:09.253	96.5	45:38.104
17	1	3:30.033	53.615	1:11.163	1:25.255	222.2	43:54.709	17	1	2:52.386	1:06.819	52.235	53.332	105.1	48:30.490
								18	1	2:32.892	52.030	47.643	53.219	196.7	51:03.382
								19	1	2:32.000	51.654	47.142	53.204	194.6	53:35.382
								20	1	2:33.410	52.171	47.935	53.304	196.4	56:08.792
								21	1	7:52.152 <span style="color: blue;">B</span>	52.063	47.994	6:12.095	190.8	1:04:00.944
								22	1	2:47.226	1:05.893	47.859	53.474	117.0	1:06:48.170
								23	1	2:33.495	51.594	47.971	53.930	194.9	1:09:21.665
								24	1	3:14.482	53.528	1:03.059	1:17.895	197.8	1:12:36.147
								25	1	2:52.672	1:10.016	49.414	53.242	94.8	1:15:28.819





SIXTIES' ENDURANCE  
MUGELLO CLASSIC  
RACE

Sector Analysis

Personal Best Session Best B Crossing the finish line in pit lane

Table with columns: Lap, D, Time, Sector 1, Sector 2, Sector 3, T. Spd, Elapsed. Includes data for Porsche 911 2.0L 1965 (car 151) and Morgan Plus 4 1962 (car 157).









