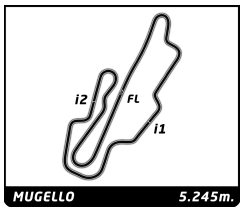

SIXTIES' ENDURANCE
MUGELLO CLASSIC
QUALIFYING

Sector Analysis

Personal Best | Session Best | **B** Crossing the finish line in pit lane

1 — Shelby Cobra Daytona Coupe 1964 — GT5
1.Olivier GALANT
2.Xavier GALANT

Lap	D	Time	Sector 1	Sector 2	Sector 3	T. Spd	Elapsed
1	1	2:57.617	1:16.082	49.494	52.041	90.1	2:57.617
2	1	2:29.615	52.881	46.947	49.787	220.0	5:27.232
3	1	2:23.198	49.834	44.767	48.597	246.0	7:50.430
4	1	5:24.917 B	48.714	44.225	3:51.978	244.3	13:15.347
5	1	16:39.564 B	1:08.053			137.9	29:54.911
6	1	7:24.001 B	1:06.075	54.830	5:23.096	128.7	37:18.912

2 — Jaguar E-Type 3.8 1964 — GT4
1.Guy Fabrice MESTROT
2.José DA ROCHA

Lap	D	Time	Sector 1	Sector 2	Sector 3	T. Spd	Elapsed
1	1	6:58.833	4:52.452	1:00.322	1:06.059	83.3	6:58.833
2	1	2:52.597	58.451	56.873	57.273	168.5	9:51.430
3	1	2:45.100	57.501	52.550	55.049	176.5	12:36.530
4	1	2:38.864	54.133	50.955	53.776	186.9	15:15.394
5	1	6:16.433 B	52.932	50.028	4:33.473	207.3	21:31.827
6	2	6:12.548 B	1:07.879			106.1	27:44.375
7	2	3:08.652	1:12.815	1:00.418	55.419	113.0	30:53.027
8	2	2:41.403	57.513	50.281	53.609	170.6	33:34.430
9	2	2:31.127	50.895	48.614	51.618	206.1	36:05.557
10	2	2:31.828	51.228	48.119	52.481	212.2	38:37.385
11	2	2:28.349	50.568	47.421	50.360	205.7	41:05.734
12	2	2:26.246	49.862	47.008	49.376	218.6	43:31.980
13	2	2:26.169	50.126	45.906	50.137	194.6	45:58.149

3 — Shelby Cobra Daytona Coupe 1965 — GT5
1.Armand MILLE
2.Yves SCEMAMA

Lap	D	Time	Sector 1	Sector 2	Sector 3	T. Spd	Elapsed
1	1	4:17.648					4:17.648
2	1	2:33.808					6:51.456
3	1	2:31.328					9:22.784
4	1	4:43.067					14:05.851
5	1	2:22.179					16:28.030
6	1	2:22.957					18:50.987
7	2	11:47.413					30:38.400
8	2	2:26.600					33:05.000
9	2	2:20.620					35:25.620
10	2	2:23.860					37:49.480
11	2	2:20.186					40:09.666
12	2	2:18.588					42:28.254

6 — Lotus Elan 26R 1965 — GT2
1.Ivan Petev IVANOV
2.Edward MORRIS

Lap	D	Time	Sector 1	Sector 2	Sector 3	T. Spd	Elapsed
1	2	5:15.768	3:24.188	54.770	56.810	81.4	5:15.768

7 — Lotus Elan 26R 1963 — GT2
1.Eugène DELEPLANQUE

Lap	D	Time	Sector 1	Sector 2	Sector 3	T. Spd	Elapsed
1	1	3:25.153	1:26.302	57.993	1:00.858	105.6	3:25.153
2	1	2:44.712	57.467	52.678	54.567	184.3	6:09.865
3	1	2:38.165	56.010	49.737	52.418	196.0	8:48.030
4	1	2:40.658	56.069	48.347	56.242	203.4	11:28.688
5	1	2:33.696	53.563	48.158	51.975	200.7	14:02.384
6	1	2:31.538	52.936	48.281	50.321	201.5	16:33.922
7	1	2:29.143	51.395	47.207	50.541	205.7	19:03.065
8	1	2:29.239	51.558	47.265	50.416	206.5	21:32.304
9	1	5:46.811 B	53.838			206.5	27:19.115
10	1	2:49.352	1:08.144	48.045	53.163	125.0	30:08.467
11	1	2:31.029	51.979	47.884	51.166	201.1	32:39.496
12	1	2:28.649	50.954	46.324	51.371	205.3	35:08.145
13	1	2:30.977	52.064	48.153	50.760	189.8	37:39.122
14	1	2:31.208	50.516	48.490	52.202	205.7	40:10.330
15	1	2:25.531	49.881	45.256	50.394	206.5	42:35.861
16	1	2:25.416	49.672	45.133	50.611	206.5	45:01.277

8 — Jaguar E-Type 3.8 1965 — GT4
1.Xavier GALANT
2.Olivier GALANT

Lap	D	Time	Sector 1	Sector 2	Sector 3	T. Spd	Elapsed
1	1	5:37.558	3:31.311	1:02.553	1:03.694	81.0	5:37.558
2	1	3:54.010 B	1:04.655	58.230	1:51.125	168.0	9:31.568
3	1	3:08.992	1:15.653	56.467	56.872	105.2	12:40.560
4	1	2:52.378	58.956	56.052	57.370	187.8	15:32.938
5	1	2:50.123	59.159	53.673	57.291	177.6	18:23.061
6	1	2:45.291	57.386	52.803	55.102	190.8	21:08.352
7	1	7:52.311 B	57.734	57.279	5:57.298	183.4	29:00.663
8	1	3:06.126	1:13.895	55.569	56.662	112.9	32:06.789
9	1	2:50.797	1:00.103	53.986	56.708	171.4	34:57.586
10	1	2:50.395	58.904	55.013	56.478	186.2	37:47.981
11	1	2:45.314	57.419	52.816	55.079	198.9	40:33.295
12	1	2:42.736	55.707	53.007	54.022	210.9	43:16.031
13	1	2:41.299	54.969	51.439	54.891	209.3	45:57.330

9 — Jaguar E-Type 3.8 1964 — GT4
1.Maurizio BIANCO

Lap	D	Time	Sector 1	Sector 2	Sector 3	T. Spd	Elapsed
1	1	3:11.944	1:19.412	56.742	55.790	86.2	3:11.944
2	1	2:38.969	54.083	51.579	53.307	207.7	5:50.913
3	1	2:33.617	52.418	49.829	51.370	212.2	8:24.530
4	1	2:28.374	50.491	47.648	50.235	219.1	10:52.904
5	1	6:34.606 B	49.057	44.859	5:00.690	227.8	17:27.510
6	1	2:37.276	1:02.452	45.797	49.027	121.3	20:04.786
7	1	3:02.155 B	48.656	44.701	1:28.798	228.3	23:06.941
8	1	6:40.718	5:04.286	47.056	49.376	113.7	29:47.659
9	1	2:19.434	47.568	44.040	47.826	226.4	32:07.093
10	1	2:21.921	49.332	44.696	47.893	223.6	34:29.014
11	1	2:19.570	47.698	44.281	47.591	229.3	36:48.584
12	1	2:20.747	47.478	45.352	47.917	228.8	39:09.331
13	1	2:25.092	47.925	47.689	49.478	228.3	41:34.423
14	1	2:16.864	46.699	42.888	47.277	227.8	43:51.287

10 — Shelby Cobra 289 1964 — GT5
1.Max HUBER

Lap	D	Time	Sector 1	Sector 2	Sector 3	T. Spd	Elapsed
1	1	3:30.019	1:40.531	54.461	55.027	96.9	3:30.019
2	1	2:35.910	54.677	49.163	52.070	207.3	6:05.929
3	1	3:39.362 B	1:05.425	46.725	1:47.212	237.4	9:45.291
4	1	2:35.395	1:01.574	44.817	49.004	125.9	12:20.686
5	1	2:40.798	1:06.484	45.794	48.520	237.9	15:01.484
6	1	2:22.521	48.162	45.788	48.571	236.3	17:24.005
7	1	2:20.308	48.018	44.383	47.907	237.9	19:44.313
8	1	2:17.963	47.222	43.420	47.321	235.8	22:02.276
9	1	8:36.633 B	59.041			227.8	30:38.909
10	1	2:39.826	1:03.305	46.495	50.026	120.8	33:18.735
11	1	2:21.289	48.361	44.351	48.577	215.6	35:40.024
12	1	2:19.950	48.892	43.593	47.465	232.3	37:59.974
13	1	2:17.548	46.614	43.666	47.268	238.4	40:17.522
14	1	2:17.891	47.134	42.852	47.905	237.9	42:35.413

THE BEAUTIFUL WATCH
HISTORIC RACING BY PETER AUTO

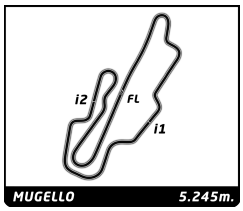

SIXTIES' ENDURANCE
MUGELLO CLASSIC
QUALIFYING

Sector Analysis

Personal Best | Session Best | **B** Crossing the finish line in pit lane

11 — Shelby Cobra 289 1965 — GT5
1.Frederic WAKEMAN
2.Patrick BLAKENEY-EDWAR

Lap	D	Time	Sector 1	Sector 2	Sector 3	T. Spd	Elapsed
1	1	3:45.216	1:55.755	54.336	55.125	91.4	3:45.216
2	1	2:35.274	57.196	47.505	50.573	167.7	6:20.490
3	1	2:29.903	53.585	46.683	49.635	193.9	8:50.393
4	1	2:25.209	51.845	44.039	49.325	207.7	11:15.602
5	1	2:21.798	48.605	44.743	48.450	235.3	13:37.400
6	1	2:19.964	48.473	42.962	48.529	235.3	15:57.364
7	1	2:20.537	47.998	43.751	48.788	234.8	18:17.901
8	1	2:21.719	48.160	43.823	49.736	234.8	20:39.620
9	1	7:31.756 B	52.019	47.223	5:52.514	194.6	28:11.376
10	2	2:44.576	1:04.344	46.499	53.733	113.0	30:55.952
11	2	2:27.190	53.128	44.984	49.078	166.2	33:23.142
12	2	2:22.664	48.211	45.416	49.037	210.5	35:45.806
13	2	2:24.281	51.631	44.566	48.084	177.9	38:10.087
14	2	2:19.898	48.115	43.573	48.210	218.2	40:29.985
15	2	2:23.137	49.752	45.412	47.973	235.3	42:53.122

16 — Shelby Cobra 289 1965 — GT5
1.Damien KOHLER
2.Philippe GIAUQUE

Lap	D	Time	Sector 1	Sector 2	Sector 3	T. Spd	Elapsed
1	1	3:47.702	2:00.026	51.421	56.255	85.2	3:47.702
2	1	2:36.962	55.571	49.224	52.167	189.5	6:24.664
3	1	2:40.384	55.572	51.196	53.616	197.4	9:05.048
4	1	2:30.354	51.647	48.405	50.302	210.1	11:35.402
5	1	2:26.752	50.357	46.813	49.582	220.4	14:02.154
6	1	2:25.344	50.797	45.553	48.994	206.1	16:27.498
7	1	2:26.273	49.270	45.793	51.210	232.3	18:53.771
8	1	4:22.957 B	49.198	45.656	2:48.103	214.7	23:16.728
9	2	6:41.629	4:59.642	50.460	51.527	111.1	29:58.357
10	2	2:23.818	48.418	46.406	48.994	219.1	32:22.175
11	2	2:26.497	48.067	46.359	52.071	225.0	34:48.672
12	2	2:19.930	47.566	43.617	48.747	218.6	37:08.602
13	2	2:21.634	49.345	44.086	48.203	227.4	39:30.236
14	2	2:20.901	46.954	43.750	50.197	233.3	41:51.137
15	2	2:18.352	47.330	43.471	47.551	225.0	44:09.489

17 — Shelby Cobra 289 1965 — GT5
1.Luc-Pierre VERQUIN

Lap	D	Time	Sector 1	Sector 2	Sector 3	T. Spd	Elapsed
1	1	4:11.255	2:15.668	58.126	57.461	119.5	4:11.255
2	1	2:42.453	56.523	51.656	54.274	192.5	6:53.708
3	1	2:35.982	53.637	49.682	52.663	194.9	9:29.690
4	1	2:32.837	52.293	49.308	51.236	222.2	12:02.527
5	1	2:30.494	51.891	47.915	50.688	216.9	14:33.021
6	1	2:30.135	52.252	47.358	50.525	191.8	17:03.156
7	1	2:28.843	51.162	47.793	49.888	203.4	19:31.999
8	1	2:25.334	50.008	45.983	49.343	226.4	21:57.333
9	1	5:54.209 B	58.552			224.5	27:51.542
10	1	2:51.465	1:07.797	52.484	51.184	98.5	30:43.007
11	1	2:27.874	50.620	46.997	50.257	208.1	33:10.881
12	1	2:25.839	49.301	46.736	49.802	232.3	35:36.720
13	1	2:26.115	50.721	46.589	48.805	218.2	38:02.835
14	1	2:24.259	49.201	46.621	48.437	213.9	40:27.094
15	1	2:24.988	50.556	45.602	48.830	214.3	42:52.082

18 — Shelby Cobra Daytona Coupe 1964 — GT5
1.Jim BOUZAGLOU
2.William BOWDISH

Lap	D	Time	Sector 1	Sector 2	Sector 3	T. Spd	Elapsed
1	1	4:22.433	2:33.472	52.236	56.725	93.7	4:22.433
2	1	2:45.397	55.307	53.428	56.662	172.2	7:07.830
3	1	2:43.086	57.270	52.216	53.600	186.2	9:50.916
4	1	2:39.611	57.212	50.254	52.145	185.9	12:30.527
5	1	2:31.549	52.841	47.835	50.873	194.2	15:02.076
6	1	5:58.010 B	49.795	46.996	4:21.219	214.7	21:00.086
7	2	6:25.079 B	1:11.610			97.8	27:25.165
8	2	3:05.668	1:17.042	53.884	54.742	102.9	30:30.833
9	2	2:36.008	52.250	48.691	55.067	206.9	33:06.841
10	2	2:31.811	51.342	47.550	52.919	212.6	35:38.652
11	2	2:29.575	51.915	47.261	50.399	207.3	38:08.227
12	2	2:31.265	53.517	47.030	50.718	231.8	40:39.492
13	2	2:59.837	49.729	47.119	1:22.989	228.3	43:39.329

20 — Shelby Mustang GT350 1965 — GT5
1.Christian DUMOLIN
2.Pierre-Alain THIBAUT

Lap	D	Time	Sector 1	Sector 2	Sector 3	T. Spd	Elapsed
1	2	4:11.380	2:18.772	55.564	57.044	125.4	4:11.380
2	2	2:35.240	54.965	48.234	52.041	190.8	6:46.620
3	2	2:31.304	53.302	48.165	49.837	208.5	9:17.924
4	2	2:26.275	51.167	45.589	49.519	214.7	11:44.199
5	2	4:24.517 B	51.765	45.584	2:47.168	189.8	16:08.716
6	1	2:46.176	1:04.030	48.093	54.053	122.4	18:54.892
7	1	2:28.036	50.502	47.524	50.010	225.9	21:22.928
8	1	5:58.825 B	51.420			216.9	27:21.753
9	1	2:50.201	1:10.124	48.901	51.176	125.1	30:11.954
10	1	2:29.763	52.083	46.666	51.014	196.0	32:41.717
11	1	2:28.322	51.109	46.256	50.957	214.3	35:10.039
12	1	2:37.797	53.381	50.548	53.868	183.7	37:47.836
13	1	2:31.115	51.613	46.591	52.911	219.1	40:18.951
14	1	2:27.580	49.446	46.470	51.664	227.8	42:46.531
15	1	2:30.386	51.405	46.625	52.356	223.1	45:16.917

21 — Lotus 15 1958 — SP3
1.Michael BIRCH
2.Gareth BURNETT

Lap	D	Time	Sector 1	Sector 2	Sector 3	T. Spd	Elapsed
1	1	5:27.226	3:27.998	59.218	1:00.010	75.4	5:27.226
2	1	2:46.536	56.738	52.308	57.490	197.1	8:13.762
3	1	2:39.047	54.205	51.627	53.215	202.2	10:52.809
4	1	2:33.071	52.689	48.786	51.596	203.8	13:25.880
5	1	2:33.667	51.625	48.032	54.010	211.4	15:59.547
6	1	2:28.102	51.326	46.253	50.523	220.0	18:27.649
7	1	8:47.581 B	50.337	45.875	7:11.369	213.9	27:15.230
8	2	2:36.136	1:01.633	45.232	49.271	117.6	29:51.366
9	2	2:19.338	47.456	43.617	48.265	224.5	32:10.704
10	2	2:19.180	48.302	42.954	47.924	228.8	34:29.884
11	2	2:20.213	47.335	43.643	49.235	228.8	36:50.097
12	2	3:51.177 B	49.604	44.813	2:16.760	227.8	40:41.274
13	1	2:41.027	1:02.022	45.872	53.133	130.9	43:22.301
14	1	2:24.791	49.106	46.181	49.504	218.2	45:47.092

22 — Jaguar E-Type 3.8 1963 — GT4
1.Jean-Luc BLANCHEMAIN

Lap	D	Time	Sector 1	Sector 2	Sector 3	T. Spd	Elapsed
1	1	5:27.759	3:31.233	56.256	1:00.270	76.6	5:27.759
2	1	2:46.922	57.881	51.388	57.653	143.0	8:14.681
3	1	5:14.742 B	56.979	50.720	3:27.043	166.7	13:29.423
4	1	2:45.253	1:03.490	47.690	54.073	116.3	16:14.676
5	1	11:58.306 B	52.759	48.872	...	171.7	28:12.982
6	1	2:48.464	1:04.831	49.416	54.217	109.4	31:01.446

THE BEAUTIFUL WATCH
HISTORIC RACING BY PETER AUTO

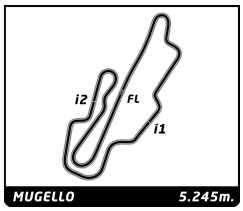

SIXTIES' ENDURANCE
MUGELLO CLASSIC
QUALIFYING

Sector Analysis

Personal Best | Session Best | **B** Crossing the finish line in pit lane

24 — Jaguar E-Type 3.8 1963 — GT4
1.François FILLON
2.André RAULIN

Lap	D	Time	Sector 1	Sector 2	Sector 3	T. Spd	Elapsed
7	1	13:06.068 B	57.280	48.125	...	140.6	44:07.514
1	1	5:06.202	3:09.616	56.689	59.897	116.6	5:06.202
2	1	2:46.207	57.537	52.756	55.914	159.3	7:52.409
3	1	2:44.514	55.820	51.988	56.706	216.9	10:36.923
4	1	2:41.850	54.873	51.520	55.457	192.5	13:18.773
5	1	2:42.521	54.544	50.886	57.091	196.4	16:01.294
6	1	2:38.239	53.718	49.588	54.933	186.9	18:39.533
7	1	8:47.661 B	53.182	48.641	7:05.838	194.9	27:27.194
8	2	3:01.577	1:14.909	52.027	54.641	104.4	30:28.771

26 — Lotus Elan 26R Shapecraft 1965 — GT2
1.Robin ELLIS
2.Julian THOMAS

Lap	D	Time	Sector 1	Sector 2	Sector 3	T. Spd	Elapsed
1	1	5:15.922	3:14.481	59.605	1:01.836	84.4	5:15.922
2	1	2:47.989	59.348	52.531	56.110	167.4	8:03.911
3	1	2:36.436	54.968	48.429	53.039	199.6	10:40.347
4	1	2:30.581	51.877	47.803	50.901	218.2	13:10.928
5	1	2:31.342	51.581	46.557	53.204	217.7	15:42.270
6	1	2:25.418	50.012	45.715	49.691	219.5	18:07.688
7	1	2:23.924	49.525	44.908	49.491	216.0	20:31.612
8	1	7:45.175 B	52.137	47.265	6:05.773	201.9	28:16.787
9	2	2:40.146	1:05.747	44.941	49.458	111.6	30:56.933
10	2	2:26.591	53.399	44.053	49.139	157.9	33:23.524
11	2	2:21.832	48.653	44.374	48.805	219.1	35:45.356
12	2	2:19.640	48.913	43.033	47.694	216.9	38:04.996
13	2	2:20.942	48.165	45.024	47.753	218.6	40:25.938
14	2	2:19.100	47.249	42.334	49.517	218.2	42:45.038
15	2	2:19.810	49.469	42.793	47.548	218.2	45:04.848

27 — Jaguar E-Type 3.8 1964 — GT4
1.Didier ROBIN
2.Arnold ROBIN

Lap	D	Time	Sector 1	Sector 2	Sector 3	T. Spd	Elapsed
1	2	4:15.770	2:31.886	50.195	53.689	102.0	4:15.770
2	2	2:31.571	53.461	47.497	50.613	220.4	6:47.341
3	2	2:29.585	52.934	47.872	48.779	207.7	9:16.926
4	2	2:23.093	49.174	44.671	49.248	224.1	11:40.019
5	2	6:04.344 B	49.270	44.593	4:30.481	224.1	17:44.363
6	1	2:48.313	1:06.368	48.700	53.245	117.3	20:32.676
7	1	7:13.737 B	52.273	47.507	5:33.957	219.5	27:46.413
8	1	2:47.763	1:08.175	47.827	51.761	122.7	30:34.176
9	1	2:31.774	51.349	47.170	53.255	221.3	33:05.950
10	1	2:29.861	51.441	46.730	51.690	219.5	35:35.811
11	1	2:26.961	51.103	45.178	50.680	194.9	38:02.772
12	1	2:25.593	49.807	46.490	49.296	207.7	40:28.365
13	1	2:24.692	49.881	45.548	49.263	224.1	42:53.057
14	1	2:24.602	50.486	44.788	49.328	218.6	45:17.659

31 — Shelby Cobra 289 1964 — GT5
1.Charles FIRMENICH
2.Benjamin MONNAY

Lap	D	Time	Sector 1	Sector 2	Sector 3	T. Spd	Elapsed
1	1	6:17.225	4:13.749	58.306	1:05.170	92.6	6:17.225
2	1	2:45.002	58.750	52.240	54.012	179.1	9:02.227
3	1	2:38.928	53.655	51.608	53.665	210.9	11:41.155
4	1	2:29.016	50.265	47.330	51.421	229.3	14:10.171
5	1	2:28.254	52.383	46.257	49.614	229.8	16:38.425
6	1	5:22.325 B	50.629	47.097	3:44.599	228.3	22:00.750
7	2	6:36.168 B	1:11.904			93.0	28:36.918
8	2	2:45.440	1:10.752	45.942	48.746	110.7	31:22.358
9	2	2:22.923	48.466	45.862	48.595	236.3	33:45.281
10	2	2:23.702	49.662	45.558	48.482	219.5	36:08.983
11	2	2:21.377	48.501	44.548	48.328	213.9	38:30.360
12	2	2:19.178	47.779	43.600	47.799	227.4	40:49.538
13	2	2:19.196	46.814	43.854	48.528	235.8	43:08.734
14	2	2:17.842	46.793	43.424	47.625	218.6	45:26.576

33 — Alfa Romeo Giulia Sprint GTA 1965 — GT2
1.Roderick JACK
2.Patrick JACK

Lap	D	Time	Sector 1	Sector 2	Sector 3	T. Spd	Elapsed
1	1	3:28.095	1:37.106	53.601	57.388	105.8	3:28.095
2	1	2:43.034	57.858	49.716	55.460	183.7	6:11.129
3	1	2:40.411	56.742	48.819	54.850	192.5	8:51.540
4	1	2:41.855	53.395	49.688	58.772	202.6	11:33.395
5	1	2:33.605	52.834	47.093	53.678	194.9	14:07.000
6	1	2:29.256	51.170	46.105	51.981	203.4	16:36.256
7	1	3:06.829 B	53.224	47.321	1:26.284	203.4	19:43.085
8	2	8:15.839 B	3:16.294			114.2	27:58.924
9	2	2:49.094	1:06.401	48.879	53.814	116.1	30:48.018
10	2	2:28.616	51.310	45.374	51.932	180.3	33:16.634
11	2	2:28.515	51.092	46.034	51.389	199.3	35:45.149
12	2	2:31.529	51.735	48.511	51.283	189.5	38:16.678

35 — Porsche 911 2,0L 1965 — GT2
1.Frédéric DI EGIDIO
2.Guido DI EGIDIO

Lap	D	Time	Sector 1	Sector 2	Sector 3	T. Spd	Elapsed
1	2	4:10.320	2:07.223	59.459	1:03.638	86.9	4:10.320
2	2	2:55.905	59.080	56.281	1:00.544	184.9	7:06.225
3	2	2:54.972	58.724	56.218	1:00.030	190.1	10:01.197
4	2	2:47.849	55.388	53.526	58.935	193.9	12:49.046
5	2	4:47.649 B	56.364	52.801	2:58.484	195.3	17:36.695
6	1	2:46.075	1:05.349	47.719	53.007	113.8	20:22.770
7	1	7:15.349 B	51.323	46.755	5:37.271	196.7	27:38.119
8	1	2:45.352	1:04.662	47.433	53.257	114.0	30:23.471
9	1	2:30.827	50.490	47.155	53.182	196.0	32:54.298
10	1	2:30.315	50.759	46.601	52.955	198.9	35:24.613
11	1	2:31.445	51.049	47.429	52.967	198.5	37:56.058
12	1	2:29.557	50.451	46.987	52.119	198.9	40:25.615
13	1	2:32.280	52.401	47.978	51.901	200.7	42:57.895
14	1	2:31.457	51.884	46.229	53.344	191.8	45:29.352

42 — Marcos 1800 GT 1965 — GT2
1.Robert INGRAM
2.Iain ROWLEY

Lap	D	Time	Sector 1	Sector 2	Sector 3	T. Spd	Elapsed
1	1	5:04.382	2:50.178	1:05.994	1:08.210	97.9	5:04.382
2	1	3:12.598	1:06.476	1:01.649	1:04.473	143.2	8:16.980
3	1	3:03.137	1:04.164	57.081	1:01.892	160.2	11:20.117
4	1	2:55.452	58.479	58.934	58.039	175.6	14:15.569
5	1	2:54.346	58.614	56.287	59.445	180.0	17:09.915
6	1	2:49.777	57.587	54.730	57.460	172.8	19:59.692
7	1	7:40.338 B	58.470	54.190	5:47.678	173.9	27:40.030
8	2	3:09.914	1:14.872	57.055	57.987	101.0	30:49.944
9	2	2:50.739	1:02.372	52.218	56.149	138.8	33:40.683
10	2	2:51.451	59.324	52.687	59.440	140.1	36:32.134
11	2	2:44.569	58.194	51.186	55.189	160.2	39:16.703
12	2	2:36.851	53.840	49.422	53.589	200.0	41:53.554
13	2	2:35.692	53.230	48.051	54.411	193.2	44:29.246

THE BEAUTIFUL WATCH
HISTORIC RACING BY PETER AUTO

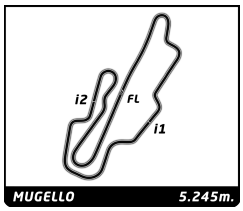

SIXTIES' ENDURANCE
MUGELLO CLASSIC
QUALIFYING

Sector Analysis

Personal Best | Session Best | **B** Crossing the finish line in pit lane

43 — Jaguar E-Type 3.8 1965
1.James THORPE
2.Phil QUAIFE
GT4

Lap	D	Time	Sector 1	Sector 2	Sector 3	T. Spd	Elapsed
1	1	3:14.107	1:28.287	52.088	53.732	98.1	3:14.107
2	1	2:30.874	52.361	47.981	50.532	201.5	5:44.981
3	1	2:25.326	51.222	45.390	48.714	200.4	8:10.307
4	1	2:22.453	49.974	44.165	48.314	195.7	10:32.760
5	1	2:24.440	49.005	46.053	49.382	221.3	12:57.200
6	1	2:19.594	48.060	44.298	47.236	235.3	15:16.794
7	1	2:49.517 B	49.923	42.919	1:16.675	208.9	18:06.311
8	2	11:34.876	9:58.018	47.146	49.712	132.8	29:41.187
9	2	2:17.378	46.739	42.690	47.949	221.8	31:58.565
10	2	2:18.908	48.327	43.638	46.943	216.9	34:17.473
11	2	2:21.224	48.925	44.563	47.736	228.3	36:38.697
12	2	2:18.358	48.503	43.379	46.476	223.6	38:57.055
13	2	2:12.566	45.794	41.134	45.638	228.3	41:09.621
14	2	2:42.345 B	46.449	47.564	1:08.332	227.8	43:51.966

47 — Porsche 904/6 Carrera GTS 1965
1.Oliver BRYANT
GT2

Lap	D	Time	Sector 1	Sector 2	Sector 3	T. Spd	Elapsed
1	1	3:38.861	1:55.111	51.388	52.362	95.8	3:38.861
2	1	2:31.681	52.446	47.617	51.618	209.3	6:10.542
3	1	2:26.066	53.203	43.936	48.927	201.5	8:36.608
4	1	2:20.619	48.399	43.982	48.238	218.2	10:57.227
5	1	2:18.022	48.287	42.415	47.320	217.3	13:15.249
6	1	2:17.900	47.638	42.866	47.396	217.3	15:33.149
7	1	2:17.048	47.165	41.728	48.155	219.5	17:50.197
8	1	9:42.291 B	48.890	42.996	8:10.405	207.7	27:32.488
9	1	2:41.081	1:07.832	44.485	48.764	116.6	30:13.569
10	1	2:21.495	47.923	45.025	48.547	211.8	32:35.064
11	1	2:19.257	47.648	42.586	49.023	215.1	34:54.321
12	1	2:28.528	48.694	43.502	56.332	193.5	37:22.849

49 — Shelby Cobra Daytona Coupe 1965
1.Dominique GUENAT
2.Yvan MAHE
GT5

Lap	D	Time	Sector 1	Sector 2	Sector 3	T. Spd	Elapsed
1	1	4:11.893	2:14.151	58.877	58.865	103.0	4:11.893
2	1	2:42.586	57.611	51.134	53.841	183.1	6:54.479
3	1	3:03.612	1:19.883	50.287	53.442	201.5	9:58.091
4	1	2:36.833	52.682	52.555	51.596	211.4	12:34.924
5	1	2:29.317	51.972	47.170	50.175	218.2	15:04.241
6	1	4:53.634 B	50.610	45.631	3:17.393	220.0	19:57.875
7	2	3:24.573 B	1:03.789	46.422	1:34.362	110.1	23:22.448
8	2	3:21.878 B					26:44.326
9	2	3:06.088	1:31.466	45.988	48.634	133.7	29:50.414
10	2	2:18.471	47.447	43.768	47.256	226.9	32:08.885
11	2	2:19.650	48.191	43.723	47.736	234.3	34:28.535
12	2	2:18.424	46.831	43.960	47.633	247.1	36:46.959
13	2	2:18.076	46.902	44.180	46.994	247.7	39:05.035
14	2	2:16.551	47.254	42.697	46.600	247.1	41:21.586
15	2	2:16.802	46.677	42.713	47.412	247.1	43:38.388

51 — Shelby Cobra 289 1963
1.Maxime GUENAT
2.Guillaume MAHE
GT5

Lap	D	Time	Sector 1	Sector 2	Sector 3	T. Spd	Elapsed
1	1	3:49.519	2:08.082	50.249	51.188	115.1	3:49.519
2	1	2:28.332	53.705	45.727	48.900	206.1	6:17.851
3	1	2:25.050	51.469	44.776	48.805	237.4	8:42.901
4	1	2:18.942	48.245	43.100	47.597	238.9	11:01.843
5	1	2:18.184	47.740	43.016	47.428	238.9	13:20.027
6	1	2:18.205	47.314	42.904	47.987	238.9	15:38.232
7	1	2:17.150	47.486	42.702	46.962	238.9	17:55.382
8	1	2:16.254	46.953	42.523	46.778	238.4	20:11.636

54 — Austin-Healey 3000 Mk II 1965
1.Philipp ZUMSTEIN
GT3

Lap	D	Time	Sector 1	Sector 2	Sector 3	T. Spd	Elapsed
1	1	5:32.295	3:32.737	59.056	1:00.502	76.8	5:32.295
2	1	2:48.717	58.154	53.204	57.359	187.8	8:21.012
3	1	2:44.732	56.401	52.670	55.661	203.8	11:05.744
4	1	2:42.823	55.050	51.002	56.771	195.3	13:48.567
5	1	2:40.020	54.997	50.415	54.608	200.0	16:28.587
6	1	4:29.413 B	53.916	51.268	2:44.229	211.4	20:58.000
7	1	6:38.390 B	1:26.875			121.1	27:36.390
8	1	2:56.624	1:08.946	51.572	56.106	108.3	30:33.014
9	1	2:38.745	54.097	49.914	54.734	205.7	33:11.759
10	1	2:39.401	53.534	51.115	54.752	207.3	35:51.160
11	1	2:35.542	53.692	48.682	53.168	203.8	38:26.702
12	1	2:35.718	53.033	48.746	53.939	209.7	41:02.420
13	1	2:35.267	52.934	48.350	53.983	206.5	43:37.687

55 — Lotus Elan 26R 1965
1.Guillaume BRAJEUX
GT2

Lap	D	Time	Sector 1	Sector 2	Sector 3	T. Spd	Elapsed
1	1	4:23.630	2:11.209	1:06.047	1:06.374	87.2	4:23.630
2	1	2:58.788	1:01.112	56.957	1:00.719	168.2	7:22.418
3	1	2:55.012	58.194	56.512	1:00.306	185.9	10:17.430
4	1	2:53.842	59.181	54.885	59.776	193.5	13:11.272
5	1	2:53.775	58.049	57.415	58.311	192.2	16:05.047
6	1	3:43.758 B	56.754	54.774	1:52.230	195.3	19:48.805
7	1	7:52.655 B	1:12.220	58.738	5:41.697	117.5	27:41.460
8	1	3:20.849	1:14.775	1:01.125	1:04.949	105.1	31:02.309
9	1	3:01.200	1:02.707	58.610	59.883	137.2	34:03.509
10	1	2:55.401	57.860	57.747	59.794	183.1	36:58.910
11	1	2:50.675	56.934	55.149	58.592	190.1	39:49.585
12	1	2:46.988	56.429	53.354	57.205	198.9	42:36.573

60 — Lotus Elan 26R 1963
1.Guillaume MINGOT
2.Jérôme CATTELIN
GT2

Lap	D	Time	Sector 1	Sector 2	Sector 3	T. Spd	Elapsed
1	2	3:15.865	1:22.787	54.790	58.288	107.0	3:15.865
2	2	2:41.303	55.386	49.932	55.985	181.5	5:57.168
3	2	2:31.932	53.156	47.810	50.966	200.7	8:29.100
4	2	2:31.017	51.929	47.514	51.574	208.9	11:00.117
5	2	2:26.375	51.498	45.131	49.746	208.1	13:26.492
6	2	2:32.195	51.256	48.033	52.906	208.1	15:58.687
7	2	2:59.347 B	48.961	47.659	1:22.727	211.8	18:58.034
8	1	5:15.726 B	2:08.023	51.723	2:15.980	122.3	24:13.760
9	1	5:54.567	4:09.767	50.630	54.170	138.5	30:08.327
10	1	2:30.078	51.642	47.286	51.150	201.5	32:38.405
11	1	2:31.726	50.921	47.316	53.489	211.8	35:10.131

61 — Morgan SLR 1961
1.Simon OREBI GANN
2.James BELLINGER
GT3

Lap	D	Time	Sector 1	Sector 2	Sector 3	T. Spd	Elapsed
1	2	3:03.066	1:17.152	51.032	54.882	93.2	3:03.066
2	2	2:33.608	53.729	47.632	52.247	200.7	5:36.674
3	2	2:30.332	51.725	46.424	52.183	208.1	8:07.006
4	2	2:27.648	50.993	44.520	52.135	207.3	10:34.654
5	2	2:22.684	49.297	43.522	49.865	208.9	12:57.338

THE BEAUTIFUL WATCH
HISTORIC RACING BY PETER AUTO

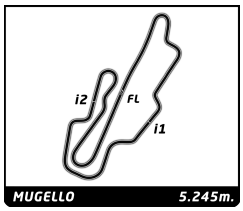

SIXTIES' ENDURANCE
MUGELLO CLASSIC
QUALIFYING

Sector Analysis

Personal Best | Session Best | **B** Crossing the finish line in pit lane

Lap	D	Time	Sector 1	Sector 2	Sector 3	T. Spd	Elapsed
6	2	2:24.323	48.477	45.974	49.872	210.9	15:21.661
7	2	2:20.908	48.304	43.295	49.309	209.3	17:42.569
8	2	4:30.507 B	48.293	49.082	2:53.132	208.5	22:13.076
9	1	7:46.034	5:56.148	51.643	58.243	114.5	29:59.110
10	1	2:36.212	53.096	48.641	54.475	199.6	32:35.322
11	1	2:34.193	52.456	47.889	53.848	205.7	35:09.515
12	1	2:35.783	52.481	49.866	53.436	186.5	37:45.298
13	1	2:30.950	50.923	47.449	52.578	209.3	40:16.248
14	1	2:30.437	50.875	47.227	52.335	208.5	42:46.685
15	1	2:35.035	52.342	48.970	53.723	210.1	45:21.720

62 Shelby Mustang GT350 1965
1.Stephen PERRY — GT5

Lap	D	Time	Sector 1	Sector 2	Sector 3	T. Spd	Elapsed
1	1	17:58.000 B					17:58.000
2	1	13:42.169					31:40.169
3	1	2:32.077					34:12.246
4	1	2:54.317					37:06.563
5	1	2:31.757					39:38.320
6	1	2:27.290					42:05.610
7	1	3:01.073					45:06.683

63 Lotus Elan 26R 1965
1.Patrick JACK
2.Rory JACK — GT2

Lap	D	Time	Sector 1	Sector 2	Sector 3	T. Spd	Elapsed
1	2	3:34.124	1:46.440	51.562	56.122	120.1	3:34.124
2	2	2:39.809	56.787	48.758	54.264	198.9	6:13.933
3	2	2:33.473	54.251	48.132	51.090	202.6	8:47.406
4	2	2:28.811	52.329	45.313	51.169	202.6	11:16.217
5	2	2:26.873	50.455	45.218	51.200	203.4	13:43.090
6	2	2:24.189	50.090	44.160	49.939	201.1	16:07.279
7	2	2:24.844	50.316	44.372	50.156	203.4	18:32.123
8	2	2:25.184	50.698	44.413	50.073	200.0	20:57.307
9	2	7:06.607 B	50.271	49.930	5:26.406	201.9	28:03.914
10	1	2:45.831	1:04.255	48.828	52.748	121.6	30:49.745
11	1	2:31.078	51.433	47.083	52.562	191.5	33:20.823
12	1	2:27.010	50.007	44.659	52.344	203.0	35:47.833
13	1	2:33.583	51.001	47.438	55.144	203.4	38:21.416
14	1	2:24.486	50.069	43.976	50.441	201.9	40:45.902
15	1	2:23.810	49.187	44.046	50.577	204.9	43:09.712

66 Jaguar E-Type 3.8 1965
1.Eduard VAN DIJK
2.Pascal PANDELAAR — GT4

Lap	D	Time	Sector 1	Sector 2	Sector 3	T. Spd	Elapsed
1	2	4:57.061	3:11.090	51.630	54.341	124.1	4:57.061
2	2	2:31.920	52.366	47.703	51.851	213.0	7:28.981
3	2	2:28.030	51.591	46.010	50.429	221.3	9:57.011
4	2	2:24.469	50.772	44.508	49.189	222.2	12:21.480
5	2	2:22.244	49.206	44.311	48.727	221.3	14:43.724
6	2	4:04.276 B	50.025	44.974	2:29.277	221.8	18:48.000
7	1	3:14.303	1:28.738	50.507	55.058	99.2	22:02.303
8	1	6:13.041 B	1:01.538			210.5	28:15.344
9	1	2:54.265	1:06.872	52.598	54.795	118.3	31:09.609
10	1	2:51.503	1:01.173	55.085	55.245	129.3	34:01.112
11	1	2:34.059	52.473	49.014	52.572	208.9	36:35.171
12	1	2:40.898	56.148	51.028	53.722	171.7	39:16.069
13	1	2:31.699	51.372	48.068	52.259	211.8	41:47.768
14	1	2:29.996	51.058	47.672	51.266	223.1	44:17.764

67 Shelby Mustang GT350 1965
1.Thomas STUDER — GT5

Lap	D	Time	Sector 1	Sector 2	Sector 3	T. Spd	Elapsed
1	1	6:07.430	4:16.832	54.760	55.838	88.3	6:07.430
2	1	2:37.945	53.550	51.709	52.686	218.6	8:45.375
3	1	2:31.525	51.605	47.989	51.931	217.7	11:16.900
4	1	2:29.494	51.383	47.344	50.767	215.6	13:46.394
5	1	2:27.237	51.137	45.912	50.188	209.7	16:13.631
6	1	2:25.819	49.477	46.595	49.747	224.5	18:39.450
7	1	2:24.927	49.362	45.805	49.760	227.8	21:04.377
8	1	7:30.616 B	49.810	58.608	5:42.198	225.5	28:34.993
9	1	2:49.457	1:12.207	46.343	50.907	103.6	31:24.450
10	1	2:30.371	50.918	48.761	50.692	225.5	33:54.821
11	1	2:31.467	50.439	49.034	51.994	225.9	36:26.288
12	1	2:27.636	51.620	45.777	50.239	186.2	38:53.924
13	1	2:23.188	48.656	44.898	49.634	231.8	41:17.112
14	1	2:23.213	48.442	44.684	50.087	221.3	43:40.325

69 Shelby Cobra 289 1963
1. Mr JOHN OF B
2.Soheil AYARI — GT5

Lap	D	Time	Sector 1	Sector 2	Sector 3	T. Spd	Elapsed
1	1	11:14.498	9:32.885	49.274	52.339	105.3	11:14.498
2	1	2:24.765	49.364	45.932	49.469	218.6	13:39.263
3	1	2:21.363	47.724	44.810	48.829	230.3	16:00.626
4	1	2:22.377	48.723	44.803	48.851	226.9	18:23.003
5	1	2:20.678	48.237	44.194	48.247	226.9	20:43.681
6	1	7:35.210 B	49.012	47.603	5:58.595	230.3	28:18.891
7	2	2:43.763	1:06.001	47.429	50.333	108.1	31:02.654
8	2	2:30.932	55.355	46.159	49.418	134.5	33:33.586
9	2	2:18.775	47.526	43.691	47.558	228.3	35:52.361
10	2	2:23.591	50.594	44.444	48.553	219.5	38:15.952
11	2	2:18.942	47.640	43.841	47.461	234.3	40:34.894
12	2	2:18.814	46.905	44.327	47.582	233.8	42:53.708

71 Lotus 15 1959
1.Jakob Viggo HOLSTEIN
2.Otto REEDTZ-THOTT — SP3

Lap	D	Time	Sector 1	Sector 2	Sector 3	T. Spd	Elapsed
1	1	4:29.487	2:44.811	50.968	53.708	94.8	4:29.487
2	1	2:32.558	53.982	47.402	51.174	202.6	7:02.045
3	1	2:27.726	51.454	46.499	49.773	214.7	9:29.771
4	1	2:25.743	50.450	45.950	49.343	216.0	11:55.514
5	1	2:23.215	48.938	44.719	49.558	222.7	14:18.729
6	1	2:20.386	48.206	43.825	48.355	224.5	16:39.115
7	1	4:55.801 B	50.914	45.397	3:19.490	224.1	21:34.916
8	2	6:32.472 B	1:19.260			94.9	28:07.388
9	2	2:57.153	1:09.414	52.727	55.012	116.1	31:04.541
10	2	2:47.295	1:00.650	51.384	55.261	131.2	33:51.836
11	2	2:37.731	52.763	51.813	53.155	186.2	36:29.567
12	2	2:35.698	54.069	48.607	53.022	169.5	39:05.265
13	2	2:32.259	50.325	47.927	54.007	207.7	41:37.524
14	2	2:30.861	49.879	47.855	53.127	209.7	44:08.385

72 Shelby Cobra 289 1963
1.Richard COOK
2.Harvey STANLEY — GT5

Lap	D	Time	Sector 1	Sector 2	Sector 3	T. Spd	Elapsed
1	1	3:18.465	1:30.817	52.332	55.316	116.0	3:18.465
2	1	2:37.367	54.976	48.742	53.649	196.0	5:55.832
3	1	2:29.859	51.446	47.444	50.969	220.0	8:25.691
4	1	2:30.255	51.518	46.413	52.324	226.9	10:55.946
5	1	2:27.219	50.700	45.720	50.799	226.9	13:23.165

THE BEAUTIFUL WATCH
HISTORIC RACING BY PETER AUTO

SIXTIES' ENDURANCE
MUGELLO CLASSIC
QUALIFYING

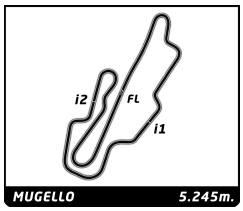

Sector Analysis

Personal Best | Session Best | **B** Crossing the finish line in pit lane

73 — Jaguar E-Type 3.8 1963
1.Laurent JASPERS — GT4

Lap	D	Time	Sector 1	Sector 2	Sector 3	T. Spd	Elapsed
6	1	2:23.239	50.139	44.391	48.709	226.4	15:46.404
7	1	4:12.742 B	49.731	46.208	2:36.803	206.9	19:59.146
8	2	7:12.679 B	1:03.325	46.250	5:23.104	109.4	27:11.825
9	2	2:38.183	1:03.815	45.464	48.904	152.5	29:50.008
10	2	2:19.888	48.289	43.555	48.044	225.0	32:09.896
11	2	2:21.066	49.424	43.727	47.915	223.1	34:30.962
12	2	2:18.772	47.525	42.868	48.379	222.2	36:49.734
13	2	2:19.389	47.288	44.048	48.053	223.6	39:09.123
14	2	2:16.646	46.561	42.704	47.381	226.4	41:25.769
15	2	2:17.944	47.263	42.278	48.403	226.4	43:43.713

75 — Lotus Elan 26R 1965
1.Simon EVANS
2.James LITTLEJOHN — GT2

Lap	D	Time	Sector 1	Sector 2	Sector 3	T. Spd	Elapsed
1	1	6:20.230	4:32.593	51.476	56.161	91.1	6:20.230
2	1	2:37.218	56.605	48.408	52.205	197.8	8:57.448
3	1	2:30.604	52.158	46.134	52.312	219.1	11:28.052
4	1	2:30.174	52.135	46.158	51.881	215.6	13:58.226
5	1	2:27.464	51.428	45.773	50.263	216.9	16:25.690
6	1	2:25.795	49.930	45.540	50.325	218.2	18:51.485
7	1	2:24.323	50.422	44.645	49.256	217.3	21:15.808
8	1	6:46.101 B	51.603			219.5	28:01.909
9	2	2:35.275	1:01.525	45.173	48.577	130.9	30:37.184
10	2	2:19.427	48.431	42.852	48.144	220.0	32:56.611
11	2	2:16.870	47.290	41.994	47.586	219.5	35:13.481
12	2	2:22.761	49.945	43.667	49.149	213.4	37:36.242
13	2	2:17.832	46.755	42.587	48.490	219.5	39:54.074
14	2	2:16.008	46.742	42.202	47.064	220.0	42:10.082
15	2	2:15.098	45.833	41.397	47.868	220.0	44:25.180

77 — Shelby Cobra 289 1964
1.Saif ASSAM
2.Sam HANCOCK — GT5

Lap	D	Time	Sector 1	Sector 2	Sector 3	T. Spd	Elapsed
1	1	4:34.944	2:50.662	50.455	53.827	79.5	4:34.944
2	1	2:33.076	53.118	48.122	51.836	217.7	7:08.020
3	1	2:33.007	52.738	48.466	51.803	193.9	9:41.027
4	1	2:26.729	49.972	46.403	50.354	234.8	12:07.756
5	1	2:30.154	50.291	47.950	51.913	221.3	14:37.910
6	1	2:31.837	52.698	48.810	50.329	201.5	17:09.747
7	1	3:44.293 B	49.769	47.266	2:07.258	235.8	20:54.040
8	2	7:44.942 B	1:00.920	58.696	5:45.326	139.2	28:38.982
9	2	2:44.778	1:09.741	45.661	49.376	118.9	31:23.760
10	2	2:23.483	48.476	46.233	48.774	236.3	33:47.243
11	2	2:20.712	49.106	43.666	47.940	234.3	36:07.955
12	2	2:18.073	47.840	42.634	47.599	233.3	38:26.028
13	2	2:17.526	46.959	43.007	47.560	234.3	40:43.554
14	2	2:17.019	47.145	42.895	46.979	235.3	43:00.573

81 — Shelby Cobra 289 1965
1.Patrick BONNARDEL — GT5

Lap	D	Time	Sector 1	Sector 2	Sector 3	T. Spd	Elapsed
1	1	3:56.262	2:04.721	55.160	56.381	86.7	3:56.262
2	1	2:48.720	57.431	55.140	56.149	160.0	6:44.982
3	1	2:41.119	56.221	50.656	54.242	199.6	9:26.101
4	1	2:34.630	52.296	49.698	52.636	212.2	12:00.731
5	1	2:35.888	54.452	48.389	53.047	219.5	14:36.619
6	1	2:33.904	52.775	48.675	52.454	184.9	17:10.523
7	1	3:53.949 B	50.858	48.167	2:14.924	214.7	21:04.472
8	1	8:34.844 B	1:04.913	55.408	6:34.523	117.1	29:39.316
9	1	2:48.869	1:06.538	49.777	52.554	115.6	32:28.185
10	1	2:29.945	51.043	47.128	51.774	228.3	34:58.130
11	1	2:38.716	58.393	47.572	52.751	193.5	37:36.846
12	1	2:27.218	50.141	46.361	50.716	199.3	40:04.064
13	1	2:24.342	49.185	45.832	49.325	227.8	42:28.406
14	1	2:25.036	49.973	44.899	50.164	201.9	44:53.442

84 — MG B 1964
1.Benjamin ENGRAND — GT2

Lap	D	Time	Sector 1	Sector 2	Sector 3	T. Spd	Elapsed
1	1	5:19.835	3:15.300	59.924	1:04.611	110.7	5:19.835
2	1	2:51.005	59.168	53.421	58.416	169.8	8:10.840
3	1	2:46.826	57.031	52.940	56.855	183.4	10:57.666
4	1	2:47.017	58.200	51.214	57.603	185.9	13:44.683
5	1	2:44.073	57.327	50.903	55.843	182.4	16:28.756
6	1	2:44.913	57.276	51.513	56.124	185.9	19:13.669
7	1	2:39.841	55.226	49.229	55.386	182.1	21:53.510
8	1	6:15.517 B	1:01.543			184.0	28:09.027
9	1	2:59.875	1:11.263	51.955	56.657	107.1	31:08.902
10	1	2:56.190	1:01.798	56.835	57.557	145.0	34:05.092
11	1	2:48.696	57.564	54.483	56.649	184.0	36:53.788
12	1	2:39.120	55.302	49.180	54.638	185.9	39:32.908
13	1	2:36.909	53.996	48.226	54.687	185.6	42:09.817
14	1	2:34.576	53.194	47.393	53.989	184.6	44:44.393

99 — Lotus XI 1500 1956
1.Serge KRIKNOFF — SP2

Lap	D	Time	Sector 1	Sector 2	Sector 3	T. Spd	Elapsed
1	1	6:59.165	4:47.564	1:03.901	1:07.700	97.7	6:59.165
2	1	3:02.305	1:02.355	58.763	1:01.187	158.4	10:01.470
3	1	2:47.170	57.682	53.170	56.318	164.6	12:48.640
4	1	2:35.131	53.743	49.882	51.506	184.9	15:23.771
5	1	2:30.083	51.441	46.557	52.085	204.2	17:53.854
6	1	11:04.997 B	53.169	49.798	9:22.030	201.5	28:58.851
7	1	3:05.471	1:11.995	52.579	1:00.897	106.0	32:04.322
8	1	3:31.224 B	1:03.431	55.943	1:31.850	164.6	35:35.546

100 — Jaguar E-Type 3.8 1963
1.Sébastien BERCHON — GT4

Lap	D	Time	Sector 1	Sector 2	Sector 3	T. Spd	Elapsed
1	1	4:53.315	2:58.586	55.533	59.196	97.9	4:53.315
2	1	2:40.154	53.971	52.487	53.696	201.1	7:33.469
3	1	2:36.669	53.581	50.016	53.072	210.9	10:10.138

THE BEAUTIFUL WATCH
HISTORIC RACING BY PETER AUTO

SIXTIES' ENDURANCE
MUGELLO CLASSIC
QUALIFYING

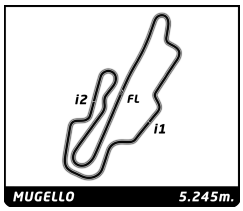

Sector Analysis

Personal Best | Session Best | **B** Crossing the finish line in pit lane

Lap	D	Time	Sector 1	Sector 2	Sector 3	T. Spd	Elapsed
4	1	2:31.682	51.562	48.494	51.626	203.0	12:41.820
5	1	2:30.828	52.801	46.958	51.069	185.6	15:12.648
6	1	2:25.670	49.406	46.299	49.965	209.7	17:38.318
7	1	3:55.206 B	50.455	45.733	2:19.018	202.2	21:33.524
8	1	6:23.728 B	1:07.019			108.5	27:57.252
9	1	2:46.826	1:05.797	49.397	51.632	111.8	30:44.078
10	1	2:49.055 B	49.870	47.141	1:12.044	194.2	33:33.133
11	1	3:28.750 B	56.988	45.474	1:46.288	149.6	37:01.883
12	1	2:39.936	1:02.950	47.195	49.791	117.6	39:41.819
13	1	3:03.689 B	54.398	44.442	1:24.849	234.8	42:45.508

109 Shelby Cobra Daytona Coupe 1965 — GT5
1.Olivier BREITTMAYER
2.Emile BREITTMAYER

Lap	D	Time	Sector 1	Sector 2	Sector 3	T. Spd	Elapsed
1	2	3:37.670	1:52.159	53.282	52.229	89.1	3:37.670
2	2	2:33.947	52.162	49.279	52.506	240.5	6:11.617
3	2	2:30.063	52.807	45.918	51.338	227.4	8:41.680
4	2	2:20.602	48.033	43.553	49.016	245.5	11:02.282
5	2	2:19.428	48.261	43.669	47.498	238.4	13:21.710
6	2	2:20.585	48.692	43.883	48.010	245.5	15:42.295
7	2	2:15.931	46.918	42.431	46.582	243.8	17:58.226
8	2	4:16.753 B	47.676	43.995	2:45.082	242.2	22:14.979
9	1	7:41.497	5:54.723	51.796	54.978	133.0	29:56.476
10	1	2:25.377	49.369	46.167	49.841	228.8	32:21.853
11	1	2:23.005	48.126	46.170	48.709	230.3	34:44.858
12	1	2:22.315	47.581	45.596	49.138	228.8	37:07.173
13	1	2:24.646	51.237	45.158	48.251	203.4	39:31.819
14	1	2:18.560	46.616	43.660	48.284	238.9	41:50.379
15	1	2:18.390	46.858	43.768	47.764	240.5	44:08.769

111 Shelby Cobra 289 1965 — GT5
1.Bas JANSSEN
2.Christophe VAN RIET

Lap	D	Time	Sector 1	Sector 2	Sector 3	T. Spd	Elapsed
1	1	3:47.627	1:58.718	51.912	56.997	91.2	3:47.627
2	1	2:36.723	56.381	48.761	51.581	178.2	6:24.350
3	1	2:32.779	53.230	48.669	50.880	202.6	8:57.129
4	1	2:27.739	50.503	46.866	50.370	220.0	11:24.868
5	1	2:26.127	50.949	44.887	50.291	223.1	13:50.995
6	1	2:24.844	51.002	44.844	48.998	224.1	16:15.839
7	1	2:21.899	48.554	44.641	48.704	222.7	18:37.738
8	1	2:22.312	48.788	45.253	48.271	218.6	21:00.050
9	1	8:19.858 B	49.618	50.437	6:39.803	223.6	29:19.908
10	2	2:39.670	1:03.971	46.480	49.219	128.1	31:59.578
11	2	2:22.745	49.404	45.299	48.042	218.6	34:22.323
12	2	2:22.781	49.621	45.305	47.855	224.1	36:45.104
13	2	2:18.149	47.810	43.193	47.146	224.5	39:03.253
14	2	2:17.477	47.309	42.655	47.513	223.6	41:20.730
15	2	2:17.339	46.971	42.823	47.545	224.1	43:38.069

122 Shelby Cobra 289 1965 — GT5
1.Nikolaus DITTING

Lap	D	Time	Sector 1	Sector 2	Sector 3	T. Spd	Elapsed
1	1	4:46.291	2:56.441	54.116	55.734	92.9	4:46.291
2	1	2:29.894	51.416	47.554	50.924	209.7	7:16.185
3	1	2:28.567	50.719	47.212	50.636	216.4	9:44.752
4	1	2:23.164	49.396	44.768	49.000	216.0	12:07.916
5	1	2:25.200	51.120	44.994	49.086	213.4	14:33.116
6	1	2:28.515	52.346	45.974	50.195	172.5	17:01.631
7	1	2:24.218	49.620	45.730	48.868	220.9	19:25.849
8	1	2:23.142	49.078	44.543	49.521	221.3	21:48.991
9	1	3:18.121 B	52.726			215.1	25:07.112
10	1	6:42.719	5:02.375	47.598	52.746	109.1	31:49.831
11	1	2:24.160	49.968	45.118	49.074	218.2	34:13.991
12	1	2:24.837	50.091	46.100	48.646	221.3	36:38.828
13	1	2:24.731	51.310	44.351	49.070	210.5	39:03.559
14	1	2:20.344	49.428	43.426	47.490	219.1	41:23.903
15	1	2:18.786	47.099	43.337	48.350	223.6	43:42.689

133 Alfa Romeo Giulia Sprint GTA 1965 — GT2
1.Daniel REINHARDT

Lap	D	Time	Sector 1	Sector 2	Sector 3	T. Spd	Elapsed
1	1	10:20.016	8:26.880	55.137	57.999	92.5	10:20.016
2	1	2:42.649	55.275	50.797	56.577	188.8	13:02.665
3	1	2:42.992	54.035	51.133	57.824	192.5	15:45.657
4	1	2:41.539	54.894	50.827	55.818	194.6	18:27.196
5	1	2:40.130	53.715	50.852	55.563	193.2	21:07.326
6	1	7:49.346 B	53.808	1:00.631	5:54.907	194.2	28:56.672
7	1	2:56.081	1:10.010	50.092	55.979	112.4	31:52.753
8	1	2:40.911	53.497	50.843	56.571	194.9	34:33.664
9	1	2:36.185	53.352	48.502	54.331	194.9	37:09.849
10	1	2:37.978	53.187	50.234	54.557	199.3	39:47.827
11	1	2:33.532	52.260	47.895	53.377	197.4	42:21.359
12	1	2:33.171	51.780	47.897	53.494	196.4	44:54.530

137 Alfa Romeo Giulia Sprint GTA 1965 — GT2
1.Pierre MELLINGER
2.Tommaso GELMINI

Lap	D	Time	Sector 1	Sector 2	Sector 3	T. Spd	Elapsed
1	2	6:01.221	4:04.155	56.400	1:00.666	92.3	6:01.221
2	2	2:44.826	57.370	51.680	55.776	182.1	8:46.047
3	2	2:39.882	56.082	49.167	54.633	185.6	11:25.929
4	2	2:41.367	57.045	49.355	54.967	184.6	14:07.296
5	2	5:47.330 B	56.114	48.562	4:02.654	184.0	19:54.626
6	1	8:05.666 B	1:14.052	56.514	5:55.100	102.4	28:00.292
7	1	3:08.161	1:10.778	55.165	1:02.218	110.9	31:08.453
8	1	2:59.815	1:01.658	57.798	1:00.359	147.7	34:08.268
9	1	2:55.203	57.911	58.198	59.094	180.0	37:03.471
10	1	2:50.208	58.975	53.419	57.814	178.5	39:53.679
11	1	2:49.063	56.775	53.458	58.830	185.9	42:42.742
12	1	2:50.410	57.792	54.079	58.539	185.2	45:33.152

151 Porsche 911 2,0L 1965 — GT2
1.Daniele PERFETTI
2.Michael GNANI

Lap	D	Time	Sector 1	Sector 2	Sector 3	T. Spd	Elapsed
1	2	3:58.139	2:07.390	53.133	57.616	90.5	3:58.139
2	2	2:42.467	55.994	52.429	54.044	183.7	6:40.606
3	2	2:32.368	52.213	47.030	53.125	190.5	9:12.974
4	2	2:32.137	51.652	47.791	52.694	200.0	11:45.111
5	2	2:31.990	52.208	46.773	53.009	197.8	14:17.101
6	2	5:17.359 B	54.433	46.345	3:36.581	200.0	19:34.460
7	1	2:50.939	1:06.042	47.537	57.360	114.6	22:25.399
8	1	6:15.946 B	1:10.450			98.6	28:41.345
9	1	2:49.502	1:07.961	46.976	54.565	118.4	31:30.847
10	1	2:30.000	50.836	46.410	52.754	201.9	34:00.847
11	1	2:28.499	50.145	46.004	52.350	202.2	36:29.346
12	1	2:27.935	50.962	45.245	51.728	200.4	38:57.281
13	1	2:26.888	50.104	45.584	51.200	202.6	41:24.169
14	1	2:25.516	49.907	44.741	50.868	204.5	43:49.685

157 Morgan Plus 4 1962 — GT3
1.John EMBERSON
2.Nigel GREENSALL

THE BEAUTIFUL WATCH
HISTORIC RACING BY PETER AUTO

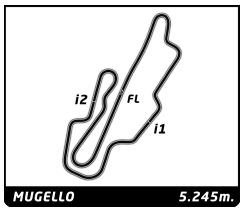

SIXTIES' ENDURANCE
MUGELLO CLASSIC
QUALIFYING

Sector Analysis

Personal Best | Session Best | **B** Crossing the finish line in pit lane

Lap	D	Time	Sector 1	Sector 2	Sector 3	T. Spd	Elapsed
1	1	3:25.743	1:30.732	55.282	59.729	81.1	3:25.743
2	1	2:45.277	57.616	50.589	57.072	185.6	6:11.020
3	1	2:39.922	56.748	48.589	54.585	192.9	8:50.942
4	1	2:36.057	53.554	48.613	53.890	199.6	11:26.999
5	1	2:32.095	52.602	46.239	53.254	199.3	13:59.094
6	1	2:35.564	54.787	47.615	53.162	197.8	16:34.658
7	1	2:32.374	53.181	46.529	52.664	196.4	19:07.032
8	1	2:29.130	51.707	45.376	52.047	195.7	21:36.162
9	1	3:23.212 B	54.149			198.2	24:59.374
10	2	6:20.710	4:40.222	47.490	52.998	116.8	31:20.084
11	2	2:36.665	52.900	50.699	53.066	195.3	33:56.749
12	2	2:34.606	51.436	48.839	54.331	196.7	36:31.355
13	2	2:40.302	54.517	47.140	58.645	184.6	39:11.657
14	2	2:25.839	50.142	44.704	50.993	198.2	41:37.496
15	2	2:26.204	50.278	45.114	50.812	198.5	44:03.700

168 Shelby Mustang GT350 1965
1.Stan NOVAKOVIC — GT5

Lap	D	Time	Sector 1	Sector 2	Sector 3	T. Spd	Elapsed
1	1	4:03.396	2:09.406	55.469	58.521	100.9	4:03.396
2	1	2:43.186	55.795	52.978	54.413	183.7	6:46.582
3	1	2:40.083	55.122	50.837	54.124	187.5	9:26.665
4	1	2:34.491	52.399	50.138	51.954	202.6	12:01.156
5	1	2:31.189	51.273	47.724	52.192	229.3	14:32.345
6	1	2:30.600	51.532	47.209	51.859	199.3	17:02.945
7	1	2:30.532	50.910	47.960	51.662	206.5	19:33.477
8	1	2:28.038	50.127	47.018	50.893	232.3	22:01.515
9	1	6:03.893 B	58.995			228.3	28:05.408
10	1	2:43.888	1:03.609	48.463	51.816	123.3	30:49.296
11	1	2:29.359	51.740	46.755	50.864	201.9	33:18.655
12	1	2:26.884	50.068	46.187	50.629	198.5	35:45.539
13	1	2:29.378	52.799	46.414	50.165	189.1	38:14.917
14	1	2:26.876	49.912	46.853	50.111	223.6	40:41.793
15	1	2:26.456	48.861	46.956	50.639	230.3	43:08.249

170 Lotus Elan 26R 1964
1.Ted TUPPEN — GT2

Lap	D	Time	Sector 1	Sector 2	Sector 3	T. Spd	Elapsed
1	1	3:51.427	1:51.462	59.340	1:00.625	88.2	3:51.427
2	1	2:44.377	57.979	51.714	54.684	183.4	6:35.804
3	1	2:34.882	53.799	47.544	53.539	197.4	9:10.686
4	1	2:30.603	51.587	47.089	51.927	205.3	11:41.289
5	1	2:30.181	50.764	47.369	52.048	207.3	14:11.470
6	1	2:29.430	52.012	46.177	51.241	208.9	16:40.900
7	1	2:28.309	50.507	46.346	51.456	208.5	19:09.209
8	1	2:26.617	49.928	45.769	50.920	207.7	21:35.826
9	1	6:17.087 B	53.586			208.1	27:52.913
10	1	2:51.526	1:07.727	51.504	52.295	92.8	30:44.439
11	1	3:43.601 B	52.787	46.542	2:04.272	204.5	34:28.040

199 Jaguar E-Type 3.8 1962
1.Patrice KOLB
2.Timmo H. MOL — GT4

Lap	D	Time	Sector 1	Sector 2	Sector 3	T. Spd	Elapsed
1	1	5:55.754	4:13.819	48.604	53.331	97.7	5:55.754
2	1	2:24.579	50.020	45.847	48.712	220.4	8:20.333
3	1	2:23.639	49.929	45.406	48.304	225.5	10:43.972
4	1	2:22.557	48.448	43.696	50.413	225.0	13:06.529
5	1	2:56.911 B	50.172	44.687	1:22.052	205.7	16:03.440
6	2	4:42.625	2:42.779	59.518	1:00.328	99.2	20:46.065
7	2	7:45.819 B	58.991	1:03.372	5:43.456	186.2	28:31.884
8	2	3:24.820	1:20.711	1:00.809	1:03.300	92.8	31:56.704
9	2	3:03.940	1:02.542	58.055	1:03.343	163.1	35:00.644
10	2	3:01.037	1:00.353	58.686	1:01.998	173.4	38:01.681
11	2	2:57.764	1:00.772	56.774	1:00.218	166.9	40:59.445
12	2	2:50.131	55.970	55.147	59.014	194.2	43:49.576

233 Jaguar E-Type 3.8 1965
1.Dominique REINHARDT — GT4

Lap	D	Time	Sector 1	Sector 2	Sector 3	T. Spd	Elapsed
1	1	6:17.210	4:29.371	52.973	54.866	91.1	6:17.210
2	1	2:42.613	56.232	48.953	57.428	171.7	8:59.823
3	1	2:30.496	51.464	45.399	53.633	189.5	11:30.319
4	1	2:31.077	52.552	47.722	50.803	186.5	14:01.396
5	1	2:58.924	1:18.914	48.703	51.307	197.4	17:00.320
6	1	2:30.682	50.328	45.889	54.465	203.4	19:31.002
7	1	2:38.361	51.771	49.694	56.896	210.5	22:09.363
8	1	6:16.170 B	58.486			153.4	28:25.533
9	1	2:50.977	1:10.733	48.148	52.096	105.9	31:16.510
10	1	2:28.767	51.330	46.804	50.633	207.7	33:45.277
11	1	2:26.808	52.246	44.363	50.199	203.4	36:12.085
12	1	2:24.210	50.130	43.976	50.104	193.5	38:36.295
13	1	2:21.011	48.074	44.112	48.825	216.4	40:57.306
14	1	2:19.715	47.554	43.836	48.325	213.0	43:17.021

244 Austin-Healey 3000 Mk II 1962
1. MOZ
2.Thierry DELUBAC — GT3

Lap	D	Time	Sector 1	Sector 2	Sector 3	T. Spd	Elapsed
1	1	4:56.395	2:52.760	1:00.751	1:02.884	91.6	4:56.395
2	1	2:43.593	56.784	51.754	55.055	189.1	7:39.988
3	1	2:38.477	53.409	50.060	55.008	201.9	10:18.465
4	1	2:38.054	53.880	49.993	54.181	202.6	12:56.519
5	1	2:37.064	53.179	48.705	55.180	188.2	15:33.583
6	1	2:39.138	54.502	50.704	53.932	200.4	18:12.721
7	1	2:37.612	53.356	50.576	53.680	202.2	20:50.333
8	1	10:12.109 B	55.925	57.341	8:18.843	187.2	31:02.442
9	2	3:05.085	1:13.182	55.312	56.591	103.3	34:07.527
10	2	2:40.440	54.430	51.670	54.340	201.9	36:47.967
11	2	2:34.369	52.900	48.655	52.814	198.9	39:22.336
12	2	2:32.826	50.756	48.668	53.402	203.8	41:55.162
13	2	2:35.047	52.520	47.687	54.840	204.9	44:30.209

269 Porsche 911 2,0L 1965
1.Max MORITZ
2.Vincent KOLB — GT2

Lap	D	Time	Sector 1	Sector 2	Sector 3	T. Spd	Elapsed
1	2	3:43.543	1:51.657	56.836	55.050	91.8	3:43.543
2	2	2:36.882	54.277	48.753	53.852	195.3	6:20.425
3	2	2:46.535	56.854	51.136	58.545	191.2	9:06.960
4	2	2:30.320	50.978	47.641	51.701	201.5	11:37.280
5	2	4:41.782 B	50.538	47.002	3:04.242	202.2	16:19.062
6	1	3:01.176	1:12.702	50.452	58.022	107.2	19:20.238
7	1	2:34.007	52.654	48.189	53.164	197.8	21:54.245
8	1	6:01.619 B	1:03.009			185.9	27:55.864
9	1	3:04.826	1:09.228	53.723	1:01.875	113.2	31:00.690
10	1	2:41.640	55.136	50.006	56.498	160.0	33:42.330
11	1	3:57.293 B	58.034	52.522	2:06.737	184.0	37:39.623
12	2	2:45.360	1:05.661	47.626	52.073	127.2	40:24.983
13	2	2:32.278	52.490	47.384	52.404	201.1	42:57.261
14	2	2:26.607	49.933	45.237	51.437	201.5	45:23.868

THE BEAUTIFUL WATCH
HISTORIC RACING BY PETER AUTO

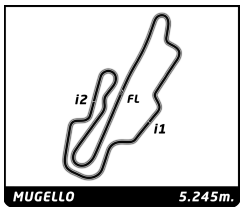

SIXTIES' ENDURANCE
MUGELLO CLASSIC
QUALIFYING

Sector Analysis

Personal Best | Session Best | **B** Crossing the finish line in pit lane

322 — Alfa Romeo Giulia Sprint GTA 1965 — GT2
1.François FABRI
2.Alexander FURIANI

Lap	D	Time	Sector 1	Sector 2	Sector 3	T. Spd	Elapsed
1	1	3:49.361	1:49.759	58.838	1:00.764	93.4	3:49.361
2	1	2:52.847	1:01.631	53.867	57.349	154.9	6:42.208
3	1	2:43.708	56.892	52.030	54.786	193.9	9:25.916
4	1	2:40.073	55.724	50.313	54.036	190.1	12:05.989
5	1	2:34.763	54.113	47.691	52.959	199.6	14:40.752
6	1	2:32.745	52.924	47.608	52.213	198.5	17:13.497
7	1	2:31.755	52.200	46.678	52.877	201.1	19:45.252
8	1	2:32.456	52.087	47.757	52.612	200.4	22:17.708
9	1	6:50.180 B	1:02.184			139.5	29:07.888
10	2	3:02.219	1:16.228	51.370	54.621	82.8	32:10.107
11	2	2:31.664	52.164	46.494	53.006	198.5	34:41.771
12	2	2:27.315	50.277	45.735	51.303	199.6	37:09.086
13	2	2:39.107	52.368	52.490	54.249	203.0	39:48.193
14	2	2:30.146	52.627	46.822	50.697	202.6	42:18.339
15	2	2:24.232	49.303	44.416	50.513	199.3	44:42.571

344 — MG B 1964 — GT2
1.Bart BLOMMAERT
2.Rikkert LEEMAN

Lap	D	Time	Sector 1	Sector 2	Sector 3	T. Spd	Elapsed
1	1	5:05.267	3:01.913	59.701	1:03.653	82.8	5:05.267
2	1	3:02.093	1:03.876	56.815	1:01.402	149.8	8:07.360
3	1	2:59.391	1:02.067	57.212	1:00.112	157.0	11:06.751
4	1	2:48.388	57.159	53.233	57.996	180.0	13:55.139
5	1	2:52.074	59.580	53.595	58.899	179.1	16:47.213
6	1	5:34.972 B	57.412	57.911	3:39.649	180.3	22:22.185
7	1	7:47.831	5:53.715	54.264	59.852	111.5	30:10.016

369 — Shelby Cobra 289 1964 — GT5
1.Urs BECK
2.Patrick SIMON

Lap	D	Time	Sector 1	Sector 2	Sector 3	T. Spd	Elapsed
1	1	4:09.181	2:14.736	58.515	55.930	112.5	4:09.181
2	1	2:39.030	54.059	50.874	54.097	223.1	6:48.211
3	1	2:37.261	54.394	50.622	52.245	211.8	9:25.472
4	1	2:27.458	50.383	46.340	50.735	233.8	11:52.930
5	1	2:25.808	50.099	45.725	49.984	229.8	14:18.738
6	1	2:24.291	49.933	44.616	49.742	236.3	16:43.029
7	1	2:23.776	49.169	45.135	49.472	235.3	19:06.805
8	1	2:24.030	48.879	45.577	49.574	235.3	21:30.835
9	1	5:27.165 B	49.217			231.8	26:58.000
10	2	2:51.226	1:16.250	46.524	48.452	124.7	29:49.226
11	2	2:17.991	47.352	43.588	47.051	236.3	32:07.217
12	2	2:19.092	48.689	43.055	47.348	211.8	34:26.309
13	2	2:17.857	46.571	44.516	46.770	237.9	36:44.166
14	2	2:17.541	47.250	43.226	47.065	238.9	39:01.707
15	2	2:15.643	46.524	42.680	46.439	240.0	41:17.350
16	2	2:17.928	46.135	42.610	49.183	238.9	43:35.278
17	2	2:14.856	45.679	42.179	46.998	238.9	45:50.134

472 — Lotus Elan 26R 1965 — GT2
1.Nick MATTHEWS
2.Miles GRIFFITHS

Lap	D	Time	Sector 1	Sector 2	Sector 3	T. Spd	Elapsed
1	1	3:27.714	1:32.392	55.519	59.803	93.3	3:27.714
2	1	2:47.697	59.921	51.163	56.613	178.8	6:15.411
3	1	2:38.562	55.627	49.342	53.593	196.4	8:53.973
4	1	2:34.246	52.797	48.470	52.979	204.9	11:28.219
5	1	2:32.440	52.976	48.013	51.451	198.2	14:00.659
6	1	2:30.640	52.787	46.437	51.416	204.2	16:31.299
7	1	2:33.173	51.637	49.301	52.235	206.5	19:04.472
8	1	2:29.691	51.041	47.108	51.542	205.7	21:34.163
9	1	5:42.552 B	53.449			200.0	27:16.715
10	2	2:41.491	1:04.262	46.151	51.078	138.8	29:58.206
11	2	2:25.764	49.122	46.377	50.265	206.9	32:23.970
12	2	2:27.402	48.168	45.179	54.055	206.1	34:51.372
13	2	2:22.951	49.338	43.574	50.039	206.9	37:14.323
14	2	2:23.157	48.679	44.651	49.827	207.7	39:37.480
15	2	2:20.010	47.756	43.216	49.038	205.3	41:57.490
16	2	2:21.646	49.189	43.263	49.194	206.9	44:19.136

650 — Porsche 911 2,0L 1965 — GT2
1.Jussi ITAVUORI
2.Risto VIRTANEN

Lap	D	Time	Sector 1	Sector 2	Sector 3	T. Spd	Elapsed
1	2	4:21.158	2:25.197	56.436	59.525	117.9	4:21.158
2	2	2:45.477	55.434	53.333	56.710	202.2	7:06.635
3	2	2:41.466	54.780	51.190	55.496	203.4	9:48.101
4	2	2:36.868	53.123	49.105	54.640	205.3	12:24.969
5	2	2:31.961	51.464	47.704	52.793	204.5	14:56.930
6	2	5:43.312 B	51.301	48.800	4:03.211	203.4	20:40.242
7	1	8:03.986 B	1:11.866	1:06.092	5:46.028	101.0	28:44.228
8	1	3:07.946	1:11.129	56.668	1:00.149	110.3	31:52.174
9	1	2:53.074	57.968	55.312	59.794	163.4	34:45.248
10	1	2:47.719	55.491	52.836	59.392	197.4	37:32.967
11	1	2:50.654	55.602	54.752	1:00.300	188.8	40:23.621
12	1	2:48.346	56.633	53.218	58.495	198.5	43:11.967

THE BEAUTIFUL WATCH
HISTORIC RACING BY PETER AUTO