

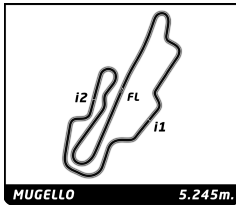
SIXTIES' ENDURANCE MUGELLO CLASSIC PRIVATE PRACTICE

Sector Analysis

Personal Best Session Best B Crossing the finish line in pit lane

Lap	D	Time	Sector 1	Sector 2	Sector 3	T. Spd	Elapsed	Lap	D	Time	Sector 1	Sector 2	Sector 3	T. Spd	Elapsed				
1	Shelby Cobra Daytona Coupe 1964							GT5	7	1	2:30.732	51.816	47.612	51.304	196.4	29:30.500			
	1	Olivier GALANT																	
	2	Xavier GALANT																	
	1	1	4:06.628	2:24.498	50.395	51.735	80.0		4:06.628	8	1	2:33.340	53.515	48.265	51.560	210.5	32:03.840		
	2	1	11:40.155	B	53.496	1:05.331	9:41.328		191.8	15:46.783	9	1	2:31.631	51.235	48.374	52.022	214.3	34:35.471	
2	Jaguar E-Type 3.8 1964							GT4	10	1	2:31.202	51.209	48.794	51.199	213.4	37:06.673			
	1	Guy Fabrice MESTROT																	
	2	José DA ROCHA																	
	1	1	6:52.152	5:18.970	45.655	47.527	133.5		22:38.935	11	1	2:29.825	51.463	47.786	50.576	201.1	39:36.498		
	2	1	14:48.237	B	47.163	43.371	...		226.4	37:27.172	12	1	2:30.213	51.883	47.281	51.049	204.9	42:06.711	
	1	2	4:18.744	2:16.172	57.384	1:05.188	66.3		4:18.744	1	1	11:13.614	B	2:59.627	56.923	7:17.064	91.9	11:13.614	
	2	2	7:57.278	B	1:00.467	59.572	5:57.239		135.0	12:16.022	2	1	2:43.638	1:03.248	47.827	52.563	106.7	13:57.252	
	3	2	8:23.920	B	1:01.206	47.353	6:35.361		120.3	20:39.942	3	1	7:19.218	B	47.843	...	222.2	21:16.470	
	4	2	2:41.029	1:03.557	46.734	50.738	97.6		23:20.971	4	1	2:35.820	1:01.303	44.851	49.666	120.9	23:52.290		
	5	2	2:24.249	48.694	45.407	50.148	193.5		25:45.220	5	1	2:19.806	47.771	43.384	48.651	226.4	26:12.096		
3	Lotus Elan 26R 1965							GT2	6	1	2:15.268	46.021	42.137	47.110	227.8	28:27.364			
	1	Ivan Petev IVANOV																	
	2	Edward MORRIS																	
	1	1	4:32.331	2:45.695	48.958	57.678	91.3		4:32.331	7	1	2:14.874	45.664	42.193	47.017	228.3	30:42.238		
	2	1	6:45.863	B	1:02.793	...	148.6		11:18.194	8	1	5:15.226	B	48.561	44.157	3:42.508	196.0	35:57.464	
	3	1	2:47.962	1:05.720	47.187	55.055	102.4		14:06.156	9	1	2:32.222	59.947	44.849	47.426	116.8	38:29.686		
	4	1	7:36.742	B	49.756	...	198.2		21:42.898	10	1	2:22.656	45.968	46.740	49.948	228.8	40:52.342		
	5	1	2:38.381	59.462	47.806	51.113	117.0		24:21.279	1	1	4:08.899	2:26.308	49.528	53.063	89.1	4:08.899		
	6	1	2:25.847	49.430	45.365	51.052	195.7		26:47.126	2	1	7:25.870	B	57.012	1:02.032	5:26.826	199.3	11:34.769	
	7	1	2:22.973	49.326	44.808	48.839	201.1		29:10.099	3	1	9:08.630	B	1:14.727	47.566	7:06.337	65.9	20:43.399	
	8	1	2:25.417	50.407	45.399	49.611	202.2		31:35.516	4	1	2:34.424	1:00.808	45.135	48.481	103.9	23:17.823		
4	Lotus Elan 26R 1963							GT2	5	1	2:18.820	46.496	44.693	47.631	234.3	25:36.643			
	1	Eugène DELEPLANQUE																	
	1	1	3:22.271	1:33.354	52.747	56.170	84.0		3:22.271	6	1	2:16.450	46.312	42.570	47.568	236.3	27:53.093		
	2	1	7:08.878	B	51.035	51.172	5:26.671		207.7	10:31.149	7	1	2:16.310	45.975	43.707	46.628	237.9	30:09.403	
	3	1	2:39.009	1:01.334	46.211	51.464	126.3		13:10.158	8	1	2:17.990	47.320	43.247	47.423	236.3	32:27.393		
	4	1	7:36.175	B	49.853	46.046	6:00.276		213.0	20:46.333	9	1	2:16.290	46.237	42.509	47.544	237.4	34:43.683	
	5	1	2:38.063	1:01.295	46.037	50.731	128.0		23:24.396	10	1	2:18.578	46.292	44.370	47.916	236.3	37:02.261		
	6	1	2:26.536	49.288	46.047	51.201	213.0		25:50.932	11	1	2:14.611	46.061	42.135	46.415	237.4	39:16.872		
	7	1	2:26.154	49.241	46.223	50.690	213.9		28:17.086	1	1	Shelby Cobra 289 1965						GT5	
	8	1	4:14.130	B	49.922	47.173	2:37.035		215.1	32:31.216	1	1	Frederic WAKEMAN						
	9	1	2:43.650	1:04.770	47.430	51.450	107.5		35:14.866	2	1	Patrick BLAKENEY-EDWAR							
5	Jaguar E-Type 3.8 1965							GT4	1	1	11:21.367	B	5:05.517	1:01.942	5:13.908	86.7	11:21.367		
	1	Xavier GALANT																	
	2	Olivier GALANT																	
	1	1	4:38.061	2:28.179	1:04.031	1:05.851	68.8		4:38.061	2	1	2:47.602	1:07.003	47.934	52.665	112.0	14:08.969		
	2	1	6:54.111	B	1:07.298	...	127.5		11:32.172	3	1	2:17.436	B	51.941	...	207.7	16:26.405		
	3	1	3:22.441	1:25.328	56.975	1:00.138	63.5		14:54.613	4	1	6:19.740	4:46.950	45.556	47.234	113.9	22:46.145		
	4	1	6:32.895	B	59.790	...	150.8		21:27.508	5	1	2:20.259	48.421	44.091	47.747	216.4	25:06.404		
	5	1	2:53.384	1:06.679	50.632	56.073	115.6		24:20.892	6	1	4:38.858	B	49.273	43.520	3:06.065	207.7	29:45.262	
	6	1	2:38.876	55.395	49.997	53.484	184.9		26:59.768	7	1	2:33.229	58.835	45.383	49.011	120.0	32:18.491		
										8	1	2:22.535	48.675	44.629	49.231	203.4	34:41.026		
										9	1	2:21.564	47.627	44.946	48.991	212.2	37:02.590		
6	Shelby Cobra 289 1965							GT5	10	1	2:18.319	47.311	43.398	47.610	222.2	39:20.909			
	1	Damien KOHLER																	
	2	Philippe GIAUQUE																	
	1	1	2:43.592	1:06.173	47.740	49.679	102.3		2:43.592	11	1	2:19.698	48.488	43.400	47.810	233.3	41:40.607		
	2	1	3:09.062	B	47.829	44.745	1:36.488		226.4	5:52.654	1	1	Shelby Cobra 289 1965						GT5
	3	1	7:07.198	5:30.268	47.673	49.257	81.3		12:59.852	1	1	Damien KOHLER							
	4	1	9:11.361	B	47.175	44.929	7:39.257		231.3	22:11.213	2	1	Philippe GIAUQUE						
	5	2	2:40.724	1:04.346	46.814	49.564	106.4		24:51.937	3	1	2:43.592	1:06.173	47.740	49.679	102.3	2:43.592		
	6	2	2:23.437	49.074	45.043	49.320	204.5		27:15.374	4	1	3:09.062	B	47.829	44.745	1:36.488	226.4	5:52.654	
	7	2	2:20.846	48.141	44.578	48.127	221.8		29:36.220	5	1	7:07.198	5:30.268	47.673	49.257	81.3	12:59.852		
										6	1	9:11.361	B	47.175	44.929	7:39.257	231.3	22:11.213	





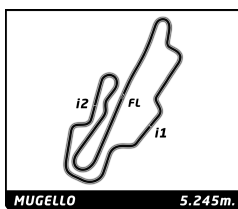
SIXTIES' ENDURANCE MUGELLO CLASSIC PRIVATE PRACTICE

Sector Analysis

■ Personal Best ■ Session Best B Crossing the finish line in pit lane

Lap	D	Time	Sector 1	Sector 2	Sector 3	T. Spd	Elapsed	Lap	D	Time	Sector 1	Sector 2	Sector 3	T. Spd	Elapsed
8	2	2:24.198	48.370	47.800	48.028	229.8	32:00.418	9	1	2:19.504	47.734	43.637	48.133	220.4	35:44.438
9	2	2:19.146	47.843	43.967	47.336	216.4	34:19.564	10	1	2:25.973	49.990	47.007	48.976	222.7	38:10.411
10	2	2:19.229	46.756	44.683	47.790	225.0	36:38.793	11	1	2:25.863	50.858	46.234	48.771	219.5	40:36.274
11	2	2:17.701	47.101	43.354	47.246	226.4	38:56.494	24 Jaguar E-Type 3.8 1963 1. François FILLON 2. André RAULIN GT4							
12	2	2:16.380	46.450	42.948	46.982	232.8	41:12.874	1	1	4:03.695	2:06.583	58.558	58.554	86.0	4:03.695
17 Shelby Cobra 289 1965 1. Luc-Pierre VERQUIN GT5								2	1	7:37.507 B	1:06.381	1:01.980	5:29.146	140.1	11:41.202
1	1	10:19.520 B	3:12.731	51.166	6:15.623	91.3	10:19.520	3	2	4:38.977 B	1:18.831	54.264	2:25.882	71.7	16:20.179
2	1	2:45.911	1:07.071	47.806	51.034	76.5	13:05.431	4	1	6:35.578	4:50.193	49.981	55.404	117.3	22:55.757
3	1	7:20.725 B	48.674	45.975	5:46.076	227.8	20:26.156	5	1	2:41.769	53.325	50.917	57.527	184.6	25:37.526
4	1	2:41.469	1:03.510	47.653	50.306	116.3	23:07.625	6	1	4:37.248 B	51.609	49.956	2:55.683	184.9	30:14.774
5	1	2:23.023	48.235	45.973	48.815	220.4	25:30.648	7	1	2:48.840	1:03.330	50.585	54.925	112.6	33:03.614
6	1	2:22.900	48.422	45.269	49.209	227.4	27:53.548	8	1	2:38.104	53.632	51.055	53.417	193.5	35:41.718
7	1	2:23.277	47.952	45.690	49.635	232.3	30:16.825	9	1	2:37.868	54.439	50.948	52.481	188.5	38:19.586
8	1	2:23.686	48.901	45.504	49.281	225.9	32:40.511	10	1	2:36.635	52.780	50.050	53.805	192.9	40:56.221
9	1	2:28.383	51.301	46.128	50.954	208.1	35:08.894	26 Lotus Elan 26R Shapecraft 1965 1. Robin ELLIS 2. Julian THOMAS GT2							
10	1	7:22.901 B	54.980			211.4	42:31.795	1	1	4:19.903	2:32.867	54.848	52.188	85.2	4:19.903
18 Shelby Cobra Daytona Coupe 1964 1. Jim BOUZAGLOU 2. William BOWDISH GT5								2	1	7:23.886 B	57.192	1:00.421	5:26.273	175.3	11:43.789
1	1	3:56.954	2:08.212	57.394	51.348	95.6	3:56.954	3	1	2:50.434	1:13.575	47.114	49.745	70.5	14:34.223
2	1	7:30.517 B	58.149	1:05.398	5:26.970	157.7	11:27.471	4	1	6:27.130 B	50.555		181.5		21:01.353
3	1	2:43.896	1:04.902	47.372	51.622	91.1	14:11.367	5	1	2:43.979	1:04.501	51.092	48.386	114.6	23:45.332
4	1	6:07.260 B	52.837			210.9	20:18.627	6	1	2:21.982	48.166	44.526	49.290	214.3	26:07.314
5	1	2:43.367	1:06.793	46.123	50.451	109.3	23:01.994	7	1	2:20.637	47.804	43.874	48.959	212.2	28:27.951
6	1	2:24.787	48.799	46.527	49.461	202.2	25:26.781	8	1	3:47.409 B	47.749	44.630	2:15.030	219.1	32:15.360
7	1	4:21.342 B	49.180	45.971	2:46.191	210.9	29:48.123	9	2	2:33.022	1:00.894	43.401	48.727	133.0	34:48.382
8	2	2:54.370	1:09.711	51.608	53.051	89.9	32:42.493	10	2	2:17.137	46.912	43.099	47.126	218.2	37:05.519
9	2	2:28.504	50.713	47.374	50.417	211.4	35:10.997	11	2	2:15.884	46.288	42.135	47.461	217.7	39:21.403
10	2	2:28.908	50.501	46.534	51.873	229.3	37:39.905	12	2	2:17.380	46.614	42.304	48.462	218.6	41:38.783
11	2	2:26.571	50.594	46.339	49.638	198.9	40:06.476	27 Jaguar E-Type 3.8 1964 1. Didier ROBIN 2. Arnold ROBIN GT4							
20 Shelby Mustang GT350 1965 1. Christian DUMOLIN 2. Pierre-Alain THIBAUT GT5								1	2	3:53.118	2:01.470	52.814	58.834	100.7	3:53.118
1	2	3:23.308	1:28.868	55.437	59.003	68.4	3:23.308	2	2	10:08.329 B	52.949	57.748	8:17.632	175.0	14:01.447
2	2	7:32.178 B	57.486	59.613	5:35.079	140.3	10:55.486	3	2	7:33.695 B	49.297		191.5		21:35.142
3	2	2:40.335	58.951	48.324	53.060	141.2	13:35.821	4	1	2:46.895	1:06.095	48.495	52.305	103.3	24:22.037
4	2	7:44.810 B	52.047	49.005	6:03.758	141.7	21:20.631	5	1	2:29.391	51.438	47.043	50.910	187.5	26:51.428
5	1	2:54.108	1:04.102	53.819	56.187	116.1	24:14.739	6	1	2:25.401	49.866	45.604	49.931	198.2	29:16.829
6	1	2:31.705	50.524	48.921	52.260	187.8	26:46.444	7	1	2:25.167	48.948	46.815	49.404	204.5	31:41.996
7	1	3:36.043 B	51.275	47.189	1:57.579	191.2	30:22.487	8	1	2:25.280	48.226	46.082	50.972	208.5	34:07.276
8	1	2:38.848	1:00.338	46.472	52.038	114.3	33:01.335	9	1	2:22.868	48.386	44.917	49.565	206.1	36:30.144
9	1	2:29.457	51.636	46.973	50.848	185.2	35:30.792	10	1	2:20.581	48.103	43.811	48.667	212.6	38:50.725
10	1	2:25.067	49.680	45.490	49.897	200.0	37:55.859	11	1	2:21.230	47.935	44.320	48.975	207.7	41:11.955
11	1	2:27.263	51.424	46.535	49.304	198.2	40:23.122	31 Shelby Cobra 289 1964 1. Charles FIRMENICH 2. Benjamin MONNAY GT5							
21 Lotus 15 1958 1. Michael BIRCH 2. Gareth BURNETT SP3								1	1	3:36.721	1:50.001	53.389	53.331	96.3	3:36.721
1	1	11:07.325 B	3:01.644	51.862	7:13.819	92.2	11:07.325	2	1	7:48.129 B	51.474	1:03.233	5:53.422	202.2	11:24.850
2	2	2:34.389	1:02.062	43.954	48.373	103.2	13:41.714	3	1	2:45.535	1:05.071	49.352	51.112	103.2	14:10.385
3	2	7:33.325 B	48.269	51.718	5:53.338	213.9	21:15.039	4	1	2:31.154 B	52.728		232.3		16:41.539
4	1	2:40.645	1:03.786	46.824	50.035	121.2	23:55.684	5	1	1:46.968 B					18:28.507
5	1	2:23.738	48.701	45.512	49.525	212.2	26:19.422	6	1	4:28.714	2:53.913	45.861	48.940	106.1	22:57.221
6	1	2:20.408	48.129	43.569	48.710	218.2	28:39.830	7	1	2:24.872	50.878	45.873	48.121	211.4	25:22.093
7	1	2:21.447	48.166	44.322	48.959	217.3	31:01.277	8	1	2:22.096	47.651	45.202	49.243	235.8	27:44.189
8	1	2:23.657	47.881	46.926	48.850	217.7	33:24.934	9	1	2:22.617	48.136	44.816	49.665	209.7	30:06.806





SIXTIES' ENDURANCE MUGELLO CLASSIC PRIVATE PRACTICE

Sector Analysis

Personal Best Session Best B Crossing the finish line in pit lane

Lap	D	Time	Sector 1	Sector 2	Sector 3	T. Spd	Elapsed	Lap	D	Time	Sector 1	Sector 2	Sector 3	T. Spd	Elapsed
10	1	2:23.713	47.545	46.796	49.372	231.8	32:30.519	9	2	2:17.770	46.733	42.039	48.998	221.3	34:43.871
11	1	5:03.848	B 48.182	47.289	3:28.377	221.8	37:34.367	10	2	2:17.913	46.500	45.033	46.380	219.5	37:01.784
12	1	2:34.593	1:01.482	44.747	48.364	113.4	40:08.960	11	2	2:12.831	46.136	40.765	45.930	222.7	39:14.615
								12	2	2:11.850	45.374	41.238	45.238	225.9	41:26.465

33 Alfa Romeo Giulia Sprint GTA 1965							
1.Roderick JACK GT2							
1	1	4:30.244	2:34.018	57.596	58.630	92.7	4:30.244
2	1	9:40.692	B 7:56.500	49.099	55.093	112.9	14:10.936
3	1	6:08.761	B 54.842			185.9	20:19.697
4	1	2:48.590	1:08.144	48.183	52.263	117.1	23:08.287
5	1	2:28.240	50.725	45.983	51.532	193.9	25:36.527
6	1	2:27.860	50.256	46.028	51.576	196.0	28:04.387
7	1	2:26.875	50.048	45.729	51.098	194.9	30:31.262
8	1	2:28.947	50.708	46.860	51.379	199.3	33:00.209
9	1	2:28.789	49.756	47.805	51.228	200.0	35:28.998
10	1	2:24.968	49.352	44.723	50.893	200.4	37:53.966
11	1	2:25.976	49.510	45.640	50.826	199.6	40:19.942

35 Porsche 911 2,0L 1965							
1.Frédéric DI EGIDIO GT2							
2.Guido DI EGIDIO							
1	1	3:48.075	2:02.152	50.823	55.100	92.9	3:48.075
2	1	7:21.195	B 51.806	1:02.478	5:26.911	192.5	11:09.270
3	1	2:39.798	1:01.910	46.450	51.438	112.1	13:49.068
4	1	7:48.884	B 49.743	55.871	6:03.270	197.1	21:37.952
5	1	2:41.808	1:01.913	46.926	52.969	105.9	24:19.760
6	1	2:28.944	49.760	46.841	52.343	196.4	26:48.704
7	1	2:29.981	50.940	46.890	52.151	198.5	29:18.685
8	1	2:28.005	49.949	46.346	51.710	197.8	31:46.690
9	1	2:27.935	50.180	46.141	51.614	197.8	34:14.625
10	1	2:30.764	49.779	48.665	52.320	197.1	36:45.389
11	1	2:28.094	50.300	46.219	51.575	197.4	39:13.483
12	1	2:26.895	49.741	45.782	51.372	198.2	41:40.378

42 Marcos 1800 GT 1965							
1.Robert INGRAM GT2							
2.Iain ROWLEY							
1	1	4:44.651	2:49.645	53.609	1:01.397	93.6	4:44.651
2	1	6:02.868	B 1:06.990			109.8	10:47.519
3	1	2:53.293	1:04.822	52.207	56.264	111.3	13:40.812
4	1	7:55.986	B 55.736	57.016	6:03.234	165.1	21:36.798
5	1	2:50.033	1:05.092	51.787	53.154	102.3	24:26.831
6	1	2:35.845	52.917	49.886	53.042	168.5	27:02.676
7	1	2:35.058	52.102	49.732	53.224	180.9	29:37.734
8	1	2:34.204	51.488	49.620	53.096	181.8	32:11.938
9	1	4:24.166	B 51.754	48.155	2:44.257	190.1	36:36.104
10	1	3:08.969	1:15.856	55.753	57.360	80.1	39:45.073
11	1	2:36.750	55.863	48.541	52.346	158.6	42:21.823

43 Jaguar E-Type 3.8 1965							
1.James THORPE GT4							
2.Phil QUAIFE							
1	1	2:37.313	1:04.018	45.277	48.018	105.5	2:37.313
2	1	3:05.932	B 47.116	42.319	1:36.497	220.4	5:43.245
3	1	7:07.895	5:36.401	43.091	48.403	81.5	12:51.140
4	1	3:02.530	B 46.347	42.217	1:33.966	224.5	15:53.670
5	1	6:41.035	5:11.020	43.439	46.576	123.4	22:34.705
6	1	2:14.969	45.845	42.615	46.509	228.3	24:49.674
7	1	2:40.737	B 46.302	44.425	1:10.010	222.2	27:30.411
8	2	4:55.690	3:24.350	44.659	46.681	117.6	32:26.101

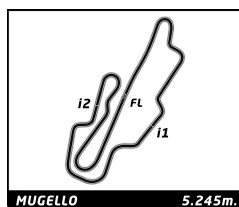
47 Porsche 904/6 Carrera GTS 1965							
1.Andrew SMITH GT2							
2.Oliver BRYANT							
1	1	4:11.302	2:34.085	47.281	49.936	109.1	4:11.302
2	1	7:28.165	B 56.427	1:03.031	5:28.707	198.2	11:39.467
3	1	2:42.868	1:11.673	43.426	47.769	66.8	14:22.335
4	1	6:19.842	B 54.715			205.7	20:42.177
5	1	2:31.038	59.207	43.364	48.467	118.9	23:13.215
6	1	2:17.287	46.871	42.198	48.218	208.1	25:30.502
7	1	2:13.346	45.777	41.308	46.261	216.0	27:43.848
8	1	2:17.136	45.836	43.053	48.247	216.4	30:00.984
9	1	4:43.968	B 49.920	42.120	3:11.928	180.6	34:44.952
10	1	2:35.473	1:06.862	42.321	46.290	86.4	37:20.425
11	1	2:47.014	B 46.361	43.134	1:17.519	214.7	40:07.439

49 Shelby Cobra Daytona Coupe 1965							
1.Dominique GUENAT GT5							
2.Yvan MAHE							
1	1	10:25.858	B 3:17.377	48.860	6:19.621	109.2	10:25.858
2	1	2:34.929	1:01.659	44.778	48.492	90.2	13:00.787
3	1	3:28.895	B 46.538	44.978	1:57.379	231.3	16:29.682
4	1	6:14.586	4:43.210	44.744	46.632	122.3	22:44.268
5	1	2:15.008	45.333	42.872	46.803	246.6	24:59.276
6	1	2:16.977	46.419	43.491	47.067	248.8	27:16.253
7	1	2:15.748	45.959	43.093	46.696	240.5	29:32.001
8	1	2:16.704	46.677	43.125	46.902	244.9	31:48.705
9	1	5:46.713	B 46.140	43.320	4:17.253	230.8	37:35.418

51 Shelby Cobra 289 1963							
1.Maxime GUENAT GT5							
2.Guillaume MAHE							
1	1	10:33.155	B 3:41.046	45.849	6:06.260	143.8	10:33.155
2	1	2:31.798	58.510	43.988	49.300	144.2	13:04.953
3	1	7:15.103	B 46.275	42.783	5:46.045	230.8	20:20.056
4	1	2:39.402	1:06.018	46.507	46.877	111.0	22:59.458
5	1	2:18.334	47.562	43.062	47.710	239.5	25:17.792
6	1	2:16.655	46.006	42.922	47.727	238.4	27:34.447
7	1	5:30.454	B 46.777	44.443	3:59.234	237.9	33:04.901
8	1	2:48.994	1:08.379	50.455	50.160	125.3	35:53.895
9	1	2:16.190	45.756	43.913	46.521	239.5	38:10.085

54 Austin-Healey 3000 Mk II 1965							
1.Philipp ZUMSTEIN GT3							
1	1	3:36.594	1:48.126	53.345	55.123	105.6	3:36.594
2	1	7:29.638	B 54.024	1:04.744	5:30.870	185.6	11:06.232
3	1	2:50.430	1:06.930	49.663	53.837	109.2	13:56.662
4	1	9:15.503	B 52.882	7:29.360	53.261	193.9	23:12.165
5	1	2:29.859	51.170	47.484	51.205	206.1	25:42.024
6	1	2:30.192	51.390	46.824	51.978	212.6	28:12.216
7	1	2:30.060	50.945	47.067	52.048	208.9	30:42.276
8	1	2:30.356	51.633	47.023	51.700	190.5	33:12.632
9	1	2:30.649	51.158	47.162	52.329	212.6	35:43.281
10	1	2:36.985	54.431	50.070	52.484	211.4	38:20.266
11	1	2:34.856	52.444	48.458	53.954	200.7	40:55.122





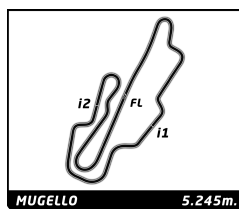
SIXTIES' ENDURANCE MUGELLO CLASSIC PRIVATE PRACTICE

Sector Analysis

Personal Best Session Best B Crossing the finish line in pit lane

Lap	D	Time	Sector 1	Sector 2	Sector 3	T. Spd	Elapsed	Lap	D	Time	Sector 1	Sector 2	Sector 3	T. Spd	Elapsed
55	Lotus Elan 26R 1965 1. Guillaume BRAJEUX GT2														
1	1	3:53.359	1:44.814	1:01.724	1:06.821	91.6	3:53.359								
2	1	7:23.379 B	1:05.877	1:04.888	5:12.615	133.5	11:16.738								
3	1	3:03.230	1:08.399	57.012	57.819	101.0	14:19.968								
4	1	6:27.460 B	59.189		176.2		20:47.428								
5	1	2:55.557	1:03.592	54.659	57.306	123.7	23:42.985								
6	1	2:52.870	57.521	56.076	59.273	172.8	26:35.855								
7	1	2:50.321	55.846	55.720	58.755	200.7	29:26.176								
8	1	2:50.698	1:00.094	53.864	56.740	169.8	32:16.874								
9	1	2:49.539	56.762	54.669	58.108	196.0	35:06.413								
10	1	2:47.859	58.389	53.129	56.341	186.5	37:54.272								
11	1	2:45.641	54.340	51.830	59.471	190.8	40:39.913								
60	Lotus Elan 26R 1963 1. Guillaume MINGOT 2. Jérôme CATTELIN GT2														
1	1	3:23.082	1:34.505	53.896	54.681	85.3	3:23.082								
2	1	7:11.837 B	50.927	51.055	5:29.855	182.4	10:34.919								
3	1	2:36.504	59.837	46.637	50.030	137.6	13:11.423								
4	1	7:41.186 B	49.269	46.052	6:05.865	198.5	20:52.609								
5	1	2:40.055	1:02.705	47.542	49.808	115.9	23:32.664								
6	1	2:25.592	49.581	46.759	49.252	196.0	25:58.256								
7	1	2:21.735	47.943	44.362	49.430	203.8	28:19.991								
8	1	2:26.487	49.034	45.492	51.961	203.0	30:46.478								
9	1	2:22.471	48.789	44.514	49.168	200.4	33:08.949								
10	1	2:27.214	48.897	47.201	51.116	203.4	35:36.163								
11	1	2:21.535	48.495	44.655	48.385	203.0	37:57.698								
12	1	2:22.269	48.820	44.828	48.621	203.8	40:19.967								
66	Jaguar E-Type 3.8 1965 1. Eduard VAN DIJK 2. Pascal PANDELAAR GT4														
1	2	3:31.804	1:45.397	53.126	53.281	91.7	3:31.804								
2	2	7:29.718 B	50.866	1:01.190	5:37.662	211.4	11:01.522								
3	2	2:37.595	59.007	46.396	52.192	119.5	13:39.117								
4	2	7:19.371 B	50.882	52.755	5:35.734	200.0	20:58.488								
5	1	2:56.883	1:06.459	53.829	56.595	114.8	23:55.371								
6	1	2:37.185	53.336	49.902	53.947	215.1	26:32.556								
7	1	2:32.828	51.527	48.971	52.330	220.9	29:05.384								
8	1	2:30.822	51.277	48.061	51.484	220.4	31:36.206								
9	1	2:36.584	53.602	50.218	52.764	203.8	34:12.790								
10	1	2:32.229	50.649	49.171	52.409	222.2	36:45.019								
11	1	2:34.402	53.557	48.892	51.953	219.1	39:19.421								
12	1	2:30.997	51.952	47.592	51.453	221.3	41:50.418								
67	Shelby Mustang GT350 1965 1. Thomas STUDER GT5														
1	1	4:42.687	2:47.814	52.738	1:02.135	88.4	4:42.687								
2	1	7:23.642 B	1:07.816			114.4	12:06.329								
3	1	8:50.282 B	1:07.757	46.474	6:56.051	101.4	20:56.611								
4	1	2:36.510	1:01.846	45.523	49.141	124.1	23:33.121								
5	1	2:24.114	48.414	46.833	48.867	214.7	25:57.235								
6	1	2:21.128	47.833	44.487	48.808	224.5	28:18.363								
7	1	2:23.637	48.953	45.342	49.342	229.3	30:42.000								
8	1	2:21.356	48.382	44.056	48.918	213.9	33:03.356								
9	1	5:04.538 B	51.197	48.499	3:24.842	223.6	38:07.894								
69	Shelby Cobra 289 1963 1. Mr JOHN OF B GT5														
1	1	11:29.793 B	3:17.986	48.336	7:23.471	117.0	11:29.793								
2	1	2:36.656	1:01.786	45.038	49.832	99.3	14:06.449								
3	1	7:23.180 B	47.135			220.9	21:29.629								
4	1	2:43.284	1:03.273	46.772	53.239	104.8	24:12.913								
5	1	2:22.042	48.269	45.291	48.482	205.7	26:34.955								
6	1	2:21.386	47.928	44.968	48.490	225.5	28:56.341								
7	1	2:19.334	47.317	43.983	48.034	225.5	31:15.675								
8	1	2:19.060	47.522	43.843	47.695	223.1	33:34.735								
9	1	2:18.459	47.129	43.546	47.784	229.3	35:53.194								
10	1	2:19.535	47.452	44.403	47.680	230.8	38:12.729								
11	1	2:24.906	49.466	46.390	49.050	228.3	40:37.635								
71	Lotus 15 1959 1. Jakob Viggo HOLSTEIN 2. Otto REEDTZ-THOTT SP3														
1	1	5:30.804 B	3:02.882	51.532	1:36.390	90.5	5:30.804								
2	1	7:30.755	5:51.722	47.798	51.235	78.2	13:01.559								
3	1	7:21.281 B	49.042	44.990	5:47.249	188.2	20:22.840								
4	1	2:40.996	1:05.216	46.371	49.409	110.1	23:03.836								
5	1	2:22.921	48.454	45.302	49.165	197.1	25:26.757								
6	1	2:21.030	47.259	44.745	49.026	221.3	27:47.787								
7	1	4:39.637 B	48.582	44.868	3:06.187	223.6	32:27.424								
8	2	3:10.789	1:13.095	56.869	1:00.825	79.8	35:38.213								
9	2	2:43.821	55.714	54.921	53.186	153.2	38:22.034								
10	2	2:35.237	52.452	49.820	52.965	191.8	40:57.271								
72	Shelby Cobra 289 1963 1. Richard COOK 2. Harvey STANLEY GT5														

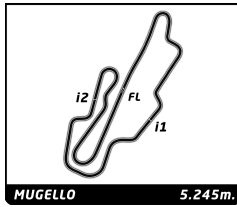




SIXTIES' ENDURANCE MUGELLO CLASSIC PRIVATE PRACTICE

Sector Analysis

Personal Best							Session Best							B Crossing the finish line in pit lane																											
Lap	D	Time	Sector 1	Sector 2	Sector 3	T. Spd	Elapsed	Lap	D	Time	Sector 1	Sector 2	Sector 3	T. Spd	Elapsed	Lap	D	Time	Sector 1	Sector 2	Sector 3	T. Spd	Elapsed																		
73 Jaguar E-Type 3.8 1963 1. Laurent JASPERS GT4																																									
1	1	3:11.693	1:30.167	51.115	50.411	78.2	3:11.693	2	1	7:40.153	B	59.019	58.279	5:42.855	156.1	12:02.401	3	1	2:54.873	1:03.635	50.389	1:00.849	117.3	14:57.274																	
2	1	3:04.818	B	48.032	45.739	1:31.047	210.1	6:16.511	4	1	6:43.783	B	1:02.978	59.752	4:41.053	129.0	21:41.057	5	1	2:54.536	1:03.326	51.765	59.445	114.2	24:35.593																
1	1	4:09.392	2:22.678	50.658	56.056	85.9	4:09.392	6	1	2:44.941	55.832	52.702	56.407	166.4	27:20.534	7	1	2:50.109	55.659	54.132	1:00.318	167.7	30:10.643	8	1	2:42.146	55.298	51.191	55.657	169.8	32:52.789										
2	1	7:39.559	B	1:01.561	1:02.259	5:35.739	194.6	11:48.951	9	1	2:36.544	53.066	49.420	54.058	176.5	35:29.333	10	1	2:37.999	52.785	50.103	55.111	176.8	38:07.332	11	1	2:51.171	1:01.138	52.104	57.929	167.7	40:58.503									
3	1	2:47.832	1:09.276	48.898	49.658	67.5	14:36.783	11	1	2:51.171	1:01.138	52.104	57.929	167.7	40:58.503	12	1	2:42.146	55.298	51.191	55.657	169.8	32:52.789	13	1	2:54.873	1:03.635	50.389	1:00.849	117.3	14:57.274										
4	1	6:26.153	B	49.322		181.5	21:02.936	14	1	6:43.783	B	1:02.978	59.752	4:41.053	129.0	21:41.057	15	1	2:54.536	1:03.326	51.765	59.445	114.2	24:35.593	16	1	2:44.941	55.832	52.702	56.407	166.4	27:20.534									
75 Lotus Elan 26R 1965 1. Simon EVANS GT2 2. James LITTLEJOHN																																									
1	1	2:47.036	1:09.791	46.730	50.515	120.8	2:47.036	1	1	3:15.244	1:29.730	52.641	52.873	73.5	3:15.244	2	1	7:07.419	B	50.586	48.032	5:28.801	195.3	10:22.663	3	1	2:43.851	1:04.666	48.012	51.173	82.9	13:06.514									
2	1	8:03.404	B	49.469	44.636	6:29.299	212.2	10:50.440	4	1	7:26.036	B	48.446	45.821	5:51.769	217.7	20:32.550	5	1	2:38.802	1:01.766	46.810	50.226	103.2	23:11.352	6	1	2:24.369	48.121	45.968	50.280	216.9	25:35.721								
3	1	2:36.455	1:00.699	45.271	50.485	133.7	13:26.895	7	1	2:21.021	48.173	44.328	48.520	211.4	27:56.742	8	1	2:21.635	47.286	44.668	49.681	232.8	30:18.377	9	1	4:50.507	B	47.708	45.915	3:16.884	222.7	35:08.884	10	1	3:04.969	B	59.050	46.460	1:19.459	132.0	38:13.853
4	1	7:45.253	B	48.257	45.982	6:11.014	217.7	21:12.148	11	1	2:27.413	49.805	45.597	52.011	192.5	35:05.800	12	1	2:29.157	51.006	46.158	51.993	203.4	37:34.957	13	1	2:22.291	48.523	44.412	49.356	204.5	39:57.248	14	1	3:00.057	1:10.545	51.777	57.735	97.7	24:48.064	
5	2	2:38.377	1:02.635	44.930	50.812	114.5	23:50.525	15	1	2:39.698	54.072	50.333	55.293	177.0	30:06.901	16	1	2:31.486	52.153	47.742	51.591	182.1	32:38.387	17	1	2:27.413	49.805	45.597	52.011	192.5	35:05.800	18	1	2:29.157	51.006	46.158	51.993	203.4	37:34.957		
6	2	2:23.688	48.198	44.658	50.832	216.4	26:14.213	19	1	2:27.413	49.805	45.597	52.011	192.5	35:05.800	20	1	2:29.157	51.006	46.158	51.993	203.4	37:34.957	21	1	2:22.291	48.523	44.412	49.356	204.5	39:57.248	22	1	2:29.157	51.006	46.158	51.993	203.4	37:34.957		
7	2	4:18.783	B	48.085	44.858	2:45.840	218.2	30:32.996	23	1	2:27.413	49.805	45.597	52.011	192.5	35:05.800	24	1	2:29.157	51.006	46.158	51.993	203.4	37:34.957	25	1	2:22.291	48.523	44.412	49.356	204.5	39:57.248	26	1	2:29.157	51.006	46.158	51.993	203.4	37:34.957	
8	2	2:31.079	58.176	44.037	48.866	131.4	33:04.075	27	1	2:29.157	51.006	46.158	51.993	203.4	37:34.957	28	1	2:29.157	51.006	46.158	51.993	203.4	37:34.957	29	1	2:22.291	48.523	44.412	49.356	204.5	39:57.248	30	1	2:29.157	51.006	46.158	51.993	203.4	37:34.957		
9	2	2:19.010	47.274	44.263	47.473	220.0	35:23.085	31	1	2:29.157	51.006	46.158	51.993	203.4	37:34.957	32	1	2:29.157	51.006	46.158	51.993	203.4	37:34.957	33	1	2:22.291	48.523	44.412	49.356	204.5	39:57.248	34	1	2:29.157	51.006	46.158	51.993	203.4	37:34.957		
10	2	2:16.435	45.869	43.158	47.408	219.1	37:39.520	35	1	2:29.157	51.006	46.158	51.993	203.4	37:34.957	36	1	2:29.157	51.006	46.158	51.993	203.4	37:34.957	37	1	2:22.291	48.523	44.412	49.356	204.5	39:57.248	38	1	2:29.157	51.006	46.158	51.993	203.4	37:34.957		
11	2	2:15.642	46.147	42.390	47.105	219.1	39:55.162	39	1	2:29.157	51.006	46.158	51.993	203.4	37:34.957	40	1	2:29.157	51.006	46.158	51.993	203.4	37:34.957	41	1	2:22.291	48.523	44.412	49.356	204.5	39:57.248	42	1	2:29.157	51.006	46.158	51.993	203.4	37:34.957		
12	2	2:16.028	45.904	43.169	46.955	220.0	42:11.190	43	1	2:29.157	51.006	46.158	51.993	203.4	37:34.957	44	1	2:29.157	51.006	46.158	51.993	203.4	37:34.957	45	1	2:22.291	48.523	44.412	49.356	204.5	39:57.248	46	1	2:29.157	51.006	46.158	51.993	203.4	37:34.957		
77 Shelby Cobra 289 1964 1. Saif ASSAM GT5 2. Sam HANCOCK																																									
1	1	4:07.048	2:21.822	50.807	54.419	118.8	4:07.048	1	1	3:15.244	1:29.730	52.641	52.873	73.5	3:15.244	2	1	7:07.419	B	50.586	48.032	5:28.801	195.3	10:22.663	3	1	2:43.851	1:04.666	48.012	51.173	82.9	13:06.514									
2	1	7:29.547	B	59.557	1:02.896	5:27.094	166.9	11:36.595	4	1	7:26.036	B	48.446	45.821	5:51.769	217.7	20:32.550	5	1	2:38.802	1:01.766	46.810	50.226	103.2	23:11.352	6	1	2:24.369	48.121	45.968	50.280	216.9	25:35.721								
3	1	2:51.868	1:14.367	47.164	50.337	66.9	14:28.463	7	1	2:21.021	48.173	44.328	48.520	211.4	27:56.742	8	1	2:21.635	47.286	44.668	49.681	232.8	30:18.377	9	1	4:50.507	B	47.708	45.915	3:16.884	222.7	35:08.884	10	1	3:04.969	B	59.050	46.460	1:19.459	132.0	38:13.853
4	1	6:20.892	B	52.596		192.9	20:49.355	11	1	2:27.413	49.805	45.597	52.011	192.5	35:05.800	12	1	2:29.157	51.006	46.158	51.993	203.4	37:34.957	13	1	2:22.291	48.523	44.412	49.356	204.5	39:57.248	14	1	3:00.057	1:10.545	51.777	57.735	97.7	24:48.064		
5	1	2:39.206	1:02.910	46.671	49.625	110.0	23:28.561	15	1	2:39.698	54.072	50.333	55.293	177.0	30:06.901	16	1	2:31.486	52.153	47.742	51.591	182.1	32:38.387	17	1	2:27.413	49.805	45.597	52.011	192.5	35:05.800	18	1	2:29.157	51.006	46.158	51.993	203.4	37:34.957		
6	1	3:48.710	B	49.702	45.116	2:13.892	232.8	27:17.271	19	1	2:27.413	49.805	45.597	52.011	192.5	35:05.800	20	1	2:29.157	51.006	46.158	51.993	203.4	37:34.957	21	1	2:22.291	48.523	44.412	49.356	204.5	39:57.248	22	1	2:29.157	51.006	46.158	51.993	203.4	37:34.957	
7	2	3:10.616	1:08.676	58.039	1:03.901	128.0	30:27.887	23	1	2:27.413	49.805	45.597	52.011	192.5	35:05.800	24	1	2:29.157	51.006	46.158	51.993	203.4	37:34.957	25	1	2:22.291	48.523	44.412	49.356	204.5	39:57.248	26	1	2:29.157	51.006	46.158	51.993	203.4	37:34.957		
8	2	2:21.433	48.893	44.306	48.234	198.9	32:49.320	27	1	2:27.413	49.805	45.597	52.011	192.5	35:05.800	28	1	2:29.157	51.006	46.158	51.993	203.4	37:34.957	29	1	2:22.291	48.523	44.412	49.356	204.5	39:57.248	30	1	2:29.157	51.006	46.158	51.993	203.4	37:34.957		
9	2	2:17.546	47.310	42.895	47.341	227.4	35:06.866	31	1	2:29.157	51.006	46.158	51.993	203.4	37:34.957	32	1	2:29.157	51.006	46.158	51.993	203.4	37:34.957	33	1	2:22.291	48.523	44.412	49.356	204.5	39:57.248	34	1	2:29.157	51.006	46.158	51.993	203.4	37:34.957		
10	2	2:15.123	46.562	42.457	46.104	216.0	37:21.989	35	1	2:29.157	51.006	46.158	51.993	203.4	37:34.957	36	1	2:29.157	51.006	46.158	51.993	203.4	37:34.957	37	1	2:22.291	48.523	44.412	49.356	204.5	39:57.248	38	1	2:29.157	51.006	46.158	51.993	203.4	37:34.957		
11	2	2:32.144	49.568	55.029	47.547	225.9	39:54.133	39	1	2:29.157	51.006	46.158	51.993	203.4	37:34.957	40	1	2:29.157	51.006	46.158	51.993	203.4	37:34.957	41	1	2:22.291	48.523	44.412	49.356	204.5	39:57.248	42	1	2:29.157	51.006	46.158	51.993	203.4	37:34.957		
12	2	2:16.0																																							



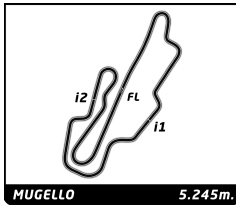
SIXTIES' ENDURANCE MUGELLO CLASSIC PRIVATE PRACTICE

Sector Analysis

Personal Best Session Best B Crossing the finish line in pit lane

Lap	D	Time	Sector 1	Sector 2	Sector 3	T. Spd	Elapsed	Lap	D	Time	Sector 1	Sector 2	Sector 3	T. Spd	Elapsed				
133	Alfa Romeo Giulia Sprint GTA 1965 1. Daniel REINHARDT							GT2	1	1	4:47.625	2:50.408	53.689	1:03.528	91.7	4:47.625			
	2	1	6:00.178	B	1:06.393		117.0	10:41.963	2	1	7:20.391	B	1:04.950		115.9	12:08.016			
	3	1	2:57.453		1:05.907	53.513	58.033	119.1	13:39.416	3	1	3:18.090	B	1:07.119	48.501	1:22.470	106.3	15:26.106	
	4	1	7:44.139	B	55.060	56.198	5:52.881	189.8	21:23.555	4	1	7:19.052		5:36.964	49.674	52.414	126.6	22:45.158	
	5	1	2:47.966		1:02.783	50.889	54.294	122.4	24:11.521	5	1	2:27.556		50.370	46.613	50.573	204.9	25:12.714	
	6	1	2:36.118		53.327	48.762	54.029	184.9	26:47.639	6	1	2:27.495		49.193	47.093	51.209	206.9	27:40.209	
	7	1	2:38.628		53.438	49.832	55.358	188.8	29:26.267	7	1	2:26.375		49.268	46.448	50.659	208.1	30:06.584	
	8	1	2:35.183		52.383	49.223	53.577	190.8	32:01.450	8	1	2:26.103		51.178	45.122	49.803	206.5	32:32.687	
	9	1	2:34.516		52.425	48.690	53.401	191.8	34:35.966	9	1	2:24.741		48.893	46.204	49.644	207.7	34:57.428	
	10	1	2:34.479		51.850	49.968	52.661	195.3	37:10.445	10	1	2:22.954		49.144	44.694	49.116	203.8	37:20.382	
	11	1	2:35.357		51.182	48.098	56.077	196.4	39:45.802	11	1	2:22.910		48.804	44.777	49.329	206.9	39:43.292	
	12	1	2:32.643		52.180	47.766	52.697	188.8	42:18.445	12	1	2:24.211		48.642	44.835	50.734	208.1	42:07.503	
137	Alfa Romeo Giulia Sprint GTA 1965 1. Pierre MELLINGER 2. Tommaso GELMINI							GT2	1	1	4:22.944	2:06.787	1:04.081	1:12.076	89.9	4:22.944			
	2	1	6:40.179	B	1:10.321		151.0	11:03.123	2	1	7:31.211		5:53.198	47.666	50.347	90.3	12:52.227		
	3	1	3:08.306		1:10.200	56.519	1:01.587	111.6	14:11.429	3	1	3:06.187	B	47.132	42.939	1:36.116	217.7	15:58.414	
	4	1	6:17.242	B	1:01.334		161.7	20:28.671	4	2	7:23.856		5:26.842	57.609	59.405	97.8	23:22.270		
	5	1	3:03.903		1:10.124	54.955	58.824	102.8	23:32.574	5	2	2:53.041		58.534	55.372	59.135	171.4	26:15.311	
	6	1	2:46.412		55.170	52.749	58.493	181.2	26:18.986	6	2	2:50.767		57.253	55.167	58.347	182.7	29:06.078	
	7	1	2:46.407		55.465	54.875	56.067	179.4	29:05.393	7	2	2:51.006		57.691	54.878	58.437	165.4	31:57.084	
	8	1	2:44.044		55.286	51.923	56.835	183.4	31:49.437	8	2	2:53.463		56.570	55.678	1:01.215	189.1	34:50.547	
	9	1	2:40.933		54.000	50.997	55.936	183.1	34:30.370	9	2	2:52.631		56.300	55.129	1:01.202	182.4	37:43.178	
	10	1	2:45.020		54.091	53.200	57.729	183.7	37:15.390	10	2	2:51.263		58.240	54.744	58.279	172.2	40:34.441	
	11	1	2:40.688		55.403	50.307	54.978	177.6	39:56.078										
	12	1	2:37.815		53.330	49.786	54.699	188.2	42:33.893										
157	Morgan Plus 4 1962 1. John EMBERSON 2. Nigel GREENSALL							GT3	1	1	2:54.949	1:08.843	50.829	55.277	103.6	2:54.949			
	2	1	3:11.611	B	52.885	46.907	1:31.819	190.5	6:06.560	1	1	5:11.512	B	2:57.462	50.248	1:23.802	93.7	5:11.512	
	3	1	7:00.989		5:19.115	47.778	54.096	77.5	13:07.549	2	1	7:40.601		6:02.124	47.696	50.781	86.8	12:52.113	
	4	1	8:44.300	B	50.602	45.765	7:07.933	197.1	21:51.849	3	1	3:23.085	B	49.291	44.818	1:48.976	185.2	16:15.198	
	5	1	2:45.408		1:06.574	46.138	52.696	119.9	24:37.257	4	1	2:21.491	B					18:36.689	
	6	1	2:27.115		51.709	44.910	50.496	192.5	27:04.372	5	1	4:17.616		2:43.390	44.850	49.376	98.0	22:54.305	
										6	1	2:22.325		48.082	44.194	50.049	203.8	25:16.630	
										7	1	2:22.115		48.315	44.339	49.461	201.1	27:38.745	
										8	1	2:21.854		48.145	44.767	48.942	204.9	30:00.599	
										9	1	2:21.985		49.030	44.243	48.712	211.4	32:22.584	
										10	1	2:23.237		48.453	44.894	49.890	190.8	34:45.821	
										11	1	2:25.445		49.058	44.598	51.789	201.1	37:11.266	
										12	1	2:26.065		51.271	45.538	49.256	169.0	39:37.331	
										13	1	2:22.999		49.288	44.204	49.507	199.6	42:00.330	
168	Shelby Mustang GT350 1965 1. Stan NOVAKOVIC							GT5	1	1	3:29.953	1:44.851	52.763	52.339	89.3	3:29.953			
	2	1	7:29.786	B	52.492	59.472	5:37.822	186.5	10:59.739	1	1	3:52.513		1:55.629	57.200	59.684	94.7	3:52.513	
	3	1	2:38.809		1:00.381	46.434	51.994	133.5	13:38.548	2	1	7:22.565	B	1:01.382	1:05.274	5:15.909	149.2	11:15.078	
	4	1	7:43.597	B	50.906	51.352	6:01.339	196.7	21:22.145	3	1	2:56.443		1:05.941	52.190	58.312	105.2	14:11.521	
	5	1	2:43.827		1:00.969	49.941	52.917	123.1	24:05.972	4	1	7:52.237	B	57.465			166.2	22:03.758	
	6	1	2:22.018		48.190	44.797	49.031	216.9	26:27.990	5	2	3:00.452		1:11.779	53.504	55.169	84.8	25:04.210	
	7	1	2:22.047		47.368	45.678	49.001	230.3	28:50.037	6	2	2:41.011		54.325	50.333	56.353	187.5	27:45.221	
	8	1	2:20.373		47.453	44.332	48.588	230.3	31:10.410	7	2	2:35.825		52.916	48.975	53.934	205.7	30:21.046	
	9	1	2:23.052		47.405	44.674	50.973	230.3	33:33.462	8	2	2:34.524		50.953	49.158	54.413	203.0	32:55.570	
	10	1	2:23.109		49.699	44.472	48.938	170.9	35:56.571	9	2	2:36.999		52.032	50.031	54.936	201.1	35:32.569	
	11	1	2:32.304		47.814	46.644	57.846	230.8	38:28.875	10	2	2:34.227		51.087	49.760	53.380	201.9	38:06.796	
	12	1	2:49.116		56.779	54.376	57.961	151.7	41:17.991	11	2	2:39.453		53.725	50.858	54.870	201.9	40:46.249	
170	Lotus Elan 26R 1964 1. Ted TUPPEN							GT2											





SIXTIES' ENDURANCE MUGELLO CLASSIC PRIVATE PRACTICE

Sector Analysis

■ Personal Best ■ Session Best B Crossing the finish line in pit lane

Lap	D	Time	Sector 1	Sector 2	Sector 3	T. Spd	Elapsed	Lap	D	Time	Sector 1	Sector 2	Sector 3	T. Spd	Elapsed
269 Porsche 911 2.0L 1965 1. Max MORITZ 2. Vincent KOLB GT2															
1	2	3:37.891	1:50.614	53.484	53.793	96.5	3:37.891	1	1	3:29.422	1:44.932	50.192	54.298	90.1	3:29.422
2	2	7:26.622	B 51.868	1:03.793	5:30.961	191.2	11:04.513	2	1	7:14.089	B 52.057	53.319	5:28.713	199.6	10:43.511
3	2	2:37.403	1:01.877	45.188	50.338	124.3	13:41.916	3	1	2:43.755	1:02.510	47.432	53.813	114.2	13:27.266
4	2	7:50.153	B 50.840	56.729	6:02.584	200.7	21:32.069	4	1	7:45.983	B 49.802	47.061	6:09.120	204.2	21:13.249
5	2	2:52.404	1:05.194	51.202	56.008	118.3	24:24.473	5	1	2:39.585	1:03.370	44.912	51.303	112.9	23:52.834
6	2	2:37.260	53.151	49.124	54.985	189.1	27:01.733	6	1	2:25.921	48.862	47.126	49.933	206.9	26:18.755
7	2	2:33.701	51.266	48.307	54.128	193.5	29:35.434	7	1	2:24.731	50.125	44.321	50.285	206.9	28:43.486
8	2	2:31.463	51.514	47.469	52.480	197.4	32:06.897	8	1	2:24.424	48.778	45.148	50.498	208.1	31:07.910
9	2	2:34.188	54.681	47.606	51.901	198.5	34:41.085	9	1	2:23.778	48.510	44.714	50.554	208.1	33:31.688
10	2	2:34.395	54.077	47.374	52.944	200.0	37:15.480	10	1	2:47.688	B 48.458	44.932	1:14.298	204.2	36:19.376
11	2	2:31.213	51.750	47.417	52.046	194.9	39:46.693	11	2	3:20.566	1:43.410	47.310	49.846	134.0	39:39.942
12	2	2:31.854	51.961	47.761	52.132	186.9	42:18.547	12	2	2:21.184	48.525	42.809	49.850	203.0	42:01.126
322 Alfa Romeo Giulia Sprint GTA 1965 1. François FABRI 2. Alexander FURIANI GT2															
1	2	3:32.231	1:32.913	59.099	1:00.219	67.5	3:32.231								
2	2	17:02.983	B 1:01.826	1:06.090	...	155.2	20:35.214								
3	2	2:45.054	1:07.363	45.980	51.711	91.1	23:20.268								
4	2	2:26.784	50.352	45.351	51.081	194.6	25:47.052								
5	2	7:49.526	B 52.361	49.996	6:07.169	199.3	33:36.578								
6	2	2:32.285	51.430	48.274	52.581	190.8	36:08.863								
7	2	2:30.211	50.100	47.361	52.750	195.7	38:39.074								
8	2	3:36.034	B 52.689	50.730	1:52.615	181.5	42:15.108								
344 MG B 1964 1. Bart BLOMMAERT 2. Rikkert LEEMAN GT2															
1	1	3:21.764	1:24.369	57.183	1:00.212	99.0	3:21.764								
2	1	7:23.719	B 57.477	54.479	5:31.763	147.1	10:45.483								
3	1	2:54.671	1:05.684	51.679	57.308	109.5	13:40.154								
4	1	7:53.377	B 55.838	55.381	6:02.158	176.8	21:33.531								
5	1	3:01.358	1:06.401	55.726	59.231	112.5	24:34.889								
6	1	2:46.440	56.061	52.808	57.571	179.1	27:21.329								
7	1	2:49.290	56.370	53.728	59.192	164.9	30:10.619								
8	1	2:42.756	54.184	52.635	55.937	181.2	32:53.375								
9	1	2:44.707	54.836	51.645	58.226	181.2	35:38.082								
10	1	2:41.024	54.027	51.394	55.603	180.3	38:19.106								
11	1	2:40.592	54.776	50.104	55.712	180.0	40:59.698								
369 Shelby Cobra 289 1964 1. Urs BECK 2. Patrick SIMON GT5															
1	1	3:22.696	1:42.497	47.509	52.690	102.9	3:22.696								
2	1	7:04.659	B 50.066	49.668	5:24.925	208.1	10:27.355								
3	1	2:37.714	1:00.886	46.605	50.223	101.4	13:05.069								
4	1	7:19.436	B 47.493	43.745	5:48.198	228.3	20:24.505								
5	1	2:37.346	1:02.629	46.131	48.586	112.6	23:01.851								
6	1	2:19.158	47.400	43.859	47.899	235.8	25:21.009								
7	1	2:18.839	47.132	43.149	48.558	232.8	27:39.848								
8	2	6:52.503	B 48.941	44.815	5:18.747	217.3	34:32.351								
9	2	2:13.827	45.691	42.391	45.745	236.3	36:46.178								
10	2	2:13.477	46.177	41.786	45.514	234.8	38:59.655								
11	2	2:13.007	45.468	41.981	45.558	237.4	41:12.662								
472 Lotus Elan 26R 1965 1. Nick MATTHEWS 2. Miles GRIFFITHS GT2															

