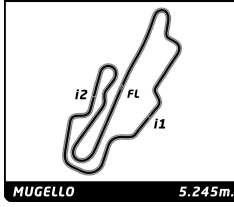


HERITAGE TOURING CUP MUGELLO CLASSIC QUALIFYING

Sector Analysis

■ Personal Best ■ Session Best ■ Crossing the finish line in pit lane

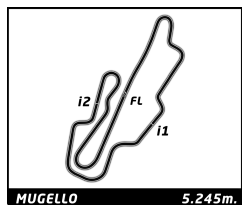
Lap	D	Time	Sector 1	Sector 2	Sector 3	T. Spd	Elapsed	Lap	D	Time	Sector 1	Sector 2	Sector 3	T. Spd	Elapsed		
2		AMC Javelin 1972						TC2	3		1	2:50.448	1:05.999	50.471	53.978	117.1	23:02.668
		1.Mathias DEVIS							4		1	2:30.574	51.791	47.522	51.261	197.1	25:33.242
		2.Martin O'CONNELL							5		1	2:31.037	50.717	48.261	52.059	208.5	28:04.279
1	2	3:55.866	1:56.088	51.806	1:07.972	78.7	3:55.866	6	1	2:32.399	51.334	48.468	52.597	200.7	30:36.678		
2	2	6:16.404	B 54.024	59.159	4:23.221	198.9	10:12.270	7	1	2:28.566	50.236	47.594	50.736	215.1	33:05.244		
3	1	3:22.628	1:12.950	51.583	1:18.095	90.4	13:34.898	8	1	2:28.053	50.299	47.350	50.404	210.1	35:33.297		
4	1	3:08.906	1:21.138	53.369	54.399	94.7	16:43.804	9	1	2:24.763	48.956	46.112	B 49.695	219.5	37:58.060		
5	1	2:30.835	52.437	47.178	51.220	194.2	19:14.639	10	1	B 2:23.622	B 48.183	B 45.656	49.783	217.3	40:21.682		
6	1	2:28.516	50.271	47.329	50.916	226.4	21:43.155										
7	1	2:26.443	49.228	46.562	50.653	241.1	24:09.598										
8	1	2:23.563	48.421	45.470	49.672	238.4	26:33.161										
9	1	2:25.564	48.387	46.974	50.203	235.8	28:58.725										
10	1	2:21.887	48.408	44.689	48.790	235.8	31:20.612										
11	1	2:20.071	48.060	44.096	B 47.915	241.1	33:40.683										
12	1	2:18.909	46.608	44.066	48.235	244.9	35:59.592										
13	1	B 2:18.031	B 46.248	43.654	48.129	245.5	38:17.623										
14	1	2:19.030	47.319	B 43.288	48.423	240.0	40:36.653										
5		Ford Capri RS 2600 1973						TC2	1		1	3:24.556	1:34.735	52.911	56.910	81.8	3:24.556
		1.Alain VÖGELE							2		1	3:20.855	53.964	54.914	1:31.977	203.8	6:45.411
		2						3		1	3:34.322	1:26.001	1:15.826	52.495	70.2	10:19.733	
		3						4		1	2:30.162	52.314	46.993	50.855	213.9	12:49.895	
		4						5		1	3:11.569	1:02.401	1:15.502	53.666	139.5	16:01.464	
		5						6		1	5:26.274	B 49.871	45.902	3:50.501	210.9	21:27.738	
		6						7		1	2:35.022	59.642	45.726	49.654	121.5	24:02.760	
		7						8		1	2:22.751	49.348	43.944	49.459	218.2	26:25.511	
		8						9		1	2:21.871	48.341	44.428	49.102	214.7	28:47.382	
		9						10		1	2:21.989	47.489	44.651	49.849	218.6	31:09.371	
		10						11		1	2:20.591	48.454	43.268	48.869	221.3	33:29.962	
		11						12		1	3:48.660	B 47.830	43.153	2:17.677	218.6	37:18.622	
		12						13		1	2:31.734	57.922	44.330	49.482	129.3	39:50.356	
		13						14		1	B 2:16.425	B 46.243	B 42.358	B 47.824	216.0	42:06.781	
10		Ford Escort I RS 1600 1974						TC2	1		1	4:15.550	2:13.509	1:01.132	1:00.909	86.7	4:15.550
		1.Peter VÖGELE							2		1	3:36.765	1:14.276	1:06.697	1:15.792	109.8	7:52.315
		2						3		1	3:05.629	1:14.691	52.998	57.940	94.2	10:57.944	
		3						4		1	2:56.584	54.488	50.459	1:11.637	206.5	13:54.528	
		4						5		1	3:04.319	1:09.921	56.076	58.322	120.0	16:58.847	
		5						6		1	2:37.853	53.582	49.906	54.365	200.4	19:36.700	
		6						7		1	2:39.246	53.110	51.318	54.818	188.8	22:15.946	
		7						8		1	2:33.025	51.129	48.843	53.053	205.7	24:48.971	
		8						9		1	2:35.099	53.015	48.943	53.141	203.8	27:24.070	
		9						10		1	4:00.868	B 52.327	48.813	2:19.728	204.5	31:24.938	
		10						11		1	2:34.042	1:01.502	43.746	48.794	136.2	33:58.980	
		11						12		1	2:20.028	47.414	44.604	48.010	216.0	36:19.008	
		12						13		1	2:20.178	46.954	44.303	48.921	213.0	38:39.186	
		13						14		1	B 2:17.046	B 46.459	B 42.697	B 47.890	216.0	40:56.232	
11		BMW 3.0 CSL 1972						TC2	1		1	3:29.380	1:37.090	54.769	57.521	85.0	3:29.380
		1.Charles FIRMENICH							2		1	3:19.879	53.227	59.477	1:27.175	179.1	6:49.259
		2						3		1	3:38.294	1:27.140	1:14.804	56.350	72.0	10:27.553	
		3						4		1	2:34.900	50.133	47.325	57.442	211.4	13:02.453	
		4						5		1	3:11.402	1:16.438	1:02.980	B 51.984	87.0	16:13.855	
		5						6		1	B 2:29.084	B 49.009	B 46.276	53.799	215.6	18:42.939	
12		BMW 635 CSI 1984						Group A	1		1	3:40.244	1:46.432	55.810	58.002	69.1	3:40.244
		1.Anthony SCHRAUWEN							2		1	3:31.653	57.712	1:04.873	1:29.068	161.2	7:11.897
		2						3		1	3:18.507	1:22.666	1:03.175	52.666	73.2	10:30.404	



HERITAGE TOURING CUP MUGELLO CLASSIC QUALIFYING

Sector Analysis

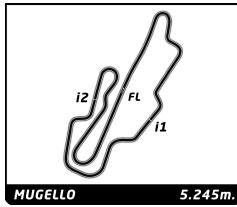
Lap	D	Time	Sector 1	Sector 2	Sector 3	T. Spd	Elapsed	Lap	D	Time	Sector 1	Sector 2	Sector 3	T. Spd	Elapsed
4	1	2:41.844	55.677	47.876	58.291	203.4	13:12.248	6	1	3:40.346 B	51.935	43.534	2:04.877	176.8	18:41.776
5	1	3:03.438	1:08.077	1:04.577	50.784	123.3	16:15.686	7	1	2:33.919	1:02.520	43.510	47.889	136.7	21:15.695
6	1	2:24.714	49.030	46.045	49.639	213.4	18:40.400	8	1	2:17.165	48.723	42.103	46.339	225.0	23:32.860
7	1	2:22.368	48.324	44.413	49.631	213.9	21:02.768	9	1	2:15.072	45.838	41.638	47.596	243.2	25:47.932
8	1	2:24.362	49.950	44.806	49.606	212.6	23:27.130	10	1	2:11.917	44.760	40.742	46.415	240.5	27:59.849
9	1	2:22.906	48.251	44.446	50.209	210.9	25:50.036	11	1	5:32.983 B	47.460	42.541	4:02.982	212.2	33:32.832
10	1	2:19.475	47.579	43.393	48.503	214.3	28:09.511	12	1	2:44.479	1:08.162	48.644	47.673	105.5	36:17.311
11	1	2:19.342	47.157	43.693	48.492	216.4	30:28.853	13	1	2:12.642	45.992	41.415	45.235	239.5	38:29.953
12	1	2:17.871	46.205	43.384	48.282	213.4	32:46.724	14	1	2:08.449	43.485	40.413	44.551	244.9	40:38.402
13	1	2:17.698	46.555	42.809	48.334	213.9	35:04.422	30 BMW 3.0 CSL 1975							
14	1	2:17.282	46.237	43.077	47.968	213.4	37:21.704	1. Dominique REINHARDT TC2							
15	1	2:16.486	46.230	42.563	47.693	213.4	39:38.190	2. Daniel REINHARDT							
16	1	2:17.430	45.993	43.471	47.966	214.7	41:55.620	1	2	3:48.228	1:57.185	52.663	58.380	86.2	3:48.228
19 Ford Escort I RS 1600 1975								2	2	3:38.774	1:14.936	1:07.933	1:15.905	213.4	7:27.002
1. Jean-Luc BLANCHEMAIN TC2								3	2	3:15.497	1:15.602	1:01.224	58.671	98.6	10:42.499
1	1	3:40.216	1:52.086	53.110	55.020	68.2	3:40.216	4	2	7:10.030 B	57.851	53.246	5:18.933	207.7	17:52.529
2	1	3:32.881	1:08.755	57.249	1:26.877	190.1	7:13.097	5	1	2:58.133	1:15.126	49.283	53.724	87.5	20:50.662
3	1	3:18.090	1:22.664	1:02.663	52.763	71.8	10:31.187	6	1	2:25.252	49.361	45.192	50.699	193.5	23:15.914
4	1	2:41.529	54.517	48.830	58.182	193.5	13:12.716	7	1	2:19.787	47.780	43.746	48.261	202.2	25:35.701
5	1	3:03.577	1:08.541	1:03.699	51.337	117.1	16:16.293	8	1	2:22.921	48.445	44.849	49.627	209.7	27:58.622
6	1	2:24.507	49.229	46.124	49.154	205.3	18:40.800	9	1	2:16.474	46.050	42.494	47.930	213.4	30:15.096
7	1	2:22.192	49.207	44.046	48.939	212.2	21:02.992	10	1	2:15.883	46.144	42.247	47.492	216.9	32:30.979
8	1	2:23.801	50.340	44.453	49.008	209.7	23:26.793	11	1	2:13.497	45.388	41.485	46.624	218.2	34:44.476
9	1	2:22.689	48.118	44.270	50.301	210.9	25:49.482	12	1	2:12.146	44.985	40.719	46.442	219.1	36:56.622
10	1	2:19.168	47.367	43.416	48.385	212.6	28:08.650	31 Ford Escort RS 1600 1972							
11	1	2:20.473	47.618	44.394	48.461	206.9	30:29.123	1. Wolf ZWEIFLER TC2							
12	1	2:18.274	46.658	43.468	48.148	209.3	32:47.397	1	1	4:25.626	2:22.603	1:01.210	1:01.813	82.2	4:25.626
13	1	2:17.363	46.395	42.674	48.294	213.0	35:04.760	2	1	5:02.852 B	1:12.285	1:05.363	2:45.204	137.2	9:28.478
14	1	2:17.624	46.891	42.483	48.250	210.1	37:22.384	3	1	3:00.908	1:10.392	53.402	57.114	97.3	12:29.386
15	1	2:16.172	46.317	42.220	47.635	208.9	39:38.556	4	1	3:03.242	1:00.335	1:01.842	1:01.065	163.4	15:32.628
16	1	2:17.200	46.172	43.240	47.788	211.8	41:55.756	5	1	2:45.257	56.523	53.392	55.342	200.0	18:17.885
22 BMW 3.0 CSL 1975								6	1	2:34.417	53.339	48.635	52.443	188.2	20:52.302
1. Olivier BREITMAYER TC2								7	1	2:31.401	51.899	48.204	51.298	203.0	23:23.703
1	1	4:28.547	2:41.566	52.296	54.685	95.4	4:28.547	8	1	2:28.644	50.229	48.163	50.252	208.1	25:52.347
2	1	3:28.488	1:06.347	1:06.725	1:15.416	177.0	7:57.035	9	1	2:25.381	49.713	45.557	50.111	207.7	28:17.728
3	1	2:59.811	1:13.396	52.562	53.853	77.6	10:56.846	33 BMW 635 CSi 1985							
4	1	4:25.085 B	49.995	48.522	2:46.568	220.0	15:21.931	1. Robert BOOS Group A							
5	1	3:46.081 B	1:07.252	53.318	1:45.511	104.3	19:08.012	2. François JAKUBOWSKI							
6	1	2:39.649	1:04.573	45.925	49.151	106.9	21:47.661	1	2	3:06.652	1:22.597	50.720	53.335	85.6	3:06.652
7	1	2:26.536	50.834	44.648	51.054	235.8	24:14.197	2	2	2:53.178	50.482	45.640	1:17.056	213.4	5:59.830
8	1	2:19.487	46.412	43.380	49.695	230.8	26:33.684	3	2	4:09.461 B	1:17.460	1:05.541	1:46.460	88.5	10:09.291
9	1	2:19.723	48.096	44.401	47.226	223.1	28:53.407	4	2	2:34.311	59.905	45.023	49.383	144.4	12:43.602
10	1	2:13.557	45.003	41.752	46.802	238.9	31:06.964	5	2	3:58.449 B	1:07.180	1:14.481	1:36.788	220.0	16:42.051
11	1	2:13.126	45.514	41.616	45.996	223.1	33:20.090	6	2	2:28.394	57.512	42.765	48.117	145.0	19:10.445
12	1	2:11.353	43.472	40.378	47.503	237.4	35:31.443	7	2	2:17.185	46.136	42.519	48.530	219.5	21:27.630
13	1	2:10.024	43.656	41.100	45.268	241.1	37:41.467	8	2	4:17.844 B	47.737	43.583	2:46.524	218.6	25:45.474
14	1	2:10.118	43.836	40.282	46.000	236.3	39:51.585	9	1	2:40.106	1:01.602	47.604	50.900	116.8	28:25.580
25 BMW 3.0 CSL 1975								10	1	2:21.891	48.974	43.890	49.027	211.4	30:47.471
1. Nicolas D'ETEREN TC2								11	1	2:19.472	47.083	43.357	49.032	207.3	33:06.943
1	1	3:09.690	1:24.014	52.116	53.560	85.5	3:09.690	12	1	2:20.091	47.531	43.735	48.825	208.5	35:27.034
2	1	2:51.976	49.449	44.640	1:17.887	229.8	6:01.666	13	1	2:17.480	46.750	43.055	47.675	212.6	37:44.514
3	1	3:26.693	1:17.647	1:05.999	1:03.047	88.5	9:28.359	14	1	2:18.808	46.811	43.357	48.640	216.9	40:03.322
4	1	2:19.158	47.657	43.058	48.443	227.4	11:47.517	35 BMW 635 CSi 1985							
5	1	3:13.913	46.507	58.278	1:29.128	241.1	15:01.430	1. Christian TRABER Group A							
								2. Nicolas TRABER							
1	2	3:10.006	1:19.050	55.602	55.354	93.8	3:10.006								



HERITAGE TOURING CUP MUGELLO CLASSIC QUALIFYING

Sector Analysis

Personal Best							Session Best		B Crossing the finish line in pit lane						
Lap	D	Time	Sector 1	Sector 2	Sector 3	T. Spd	Elapsed	Lap	D	Time	Sector 1	Sector 2	Sector 3	T. Spd	Elapsed
2	2	2:56.122	51.218	46.876	1:18.028	205.3	6:06.128	12	1	2:06.744	42.677	39.393	44.674	247.1	36:12.618
3	2	3:24.592	1:16.787	1:05.107	1:02.698	93.3	9:30.720	13	1	2:05.185	42.199	38.446	44.540	246.0	38:17.803
4	2	2:25.563	50.110	45.195	50.258	213.0	11:56.283	51 Ford Capri RS 2600 1973 1.Toni SEILER TC2							
5	2	3:07.738	49.732	1:00.568	1:17.438	214.7	15:04.021	1	1	4:13.618	2:10.480	1:01.348	1:01.790	80.8	4:13.618
6	2	2:30.238	55.355	44.757	50.126	156.7	17:34.259	2	1	8:26.499	1:14.443	1:06.457	6:05.599	110.2	12:40.117
7	2	2:20.643	48.694	43.672	48.277	209.3	19:54.902	3	1	3:28.117	1:15.305	1:14.838	57.974	88.1	16:08.234
8	2	5:02.767	47.921	42.398	3:32.448	214.3	24:57.669	4	1	2:43.324	56.667	52.166	54.491	194.9	18:51.558
9	1	2:36.788	1:02.258	45.425	49.105	128.3	27:34.457	5	1	2:36.255	53.997	49.149	53.109	209.7	21:27.813
10	1	2:17.451	46.483	43.106	47.862	214.7	29:51.908	6	1	2:33.787	52.048	48.774	52.965	192.2	24:01.600
11	1	7:36.542	3:16.215			215.1	37:28.450	7	1	2:30.747	52.653	46.770	51.324	206.9	26:32.347
12	1	2:46.874	1:02.099	44.542	1:00.233	133.3	40:15.324	8	1	2:28.774	50.849	46.610	51.315	216.0	29:01.121
47 Ford Escort RS 1600 1972 1.Guy Fabrice MESTROT TC2 2.Eric SECHAUD							55 Ford Escort RS 1600 1975 1.Christophe VAN RIET TC2 2.Bas JANSSEN								
1	1	6:00.768	3:34.901	1:05.054	1:20.813	92.7	6:00.768	1	2	3:38.167	1:49.026	55.308	53.833	69.4	3:38.167
2	1	3:32.247	1:17.458	1:05.700	1:09.089	89.3	9:33.015	2	2	3:21.570	50.634	56.410	1:34.526	210.9	6:59.737
3	1	2:36.370	52.780	50.030	53.560	181.8	12:09.385	3	2	4:28.181	1:26.237	1:08.355	1:53.589	76.7	11:27.918
4	1	8:26.119	54.338	55.651	6:36.130	173.6	20:35.504	4	2	3:33.359	1:03.467	1:00.197	1:29.695	132.8	15:01.277
5	2	3:14.581	1:31.834	52.215	50.532	90.8	23:50.085	5	2	2:28.720	54.218	44.587	49.915	160.5	17:29.997
6	2	2:20.013	48.752	43.946	47.315	220.9	26:10.098	6	2	2:24.768	52.388	43.545	48.835	218.2	19:54.765
7	2	2:13.536	45.746	41.748	46.042	225.0	28:23.634	7	2	2:20.411	47.570	42.772	50.069	220.9	22:15.176
8	2	2:11.482	45.234	40.522	45.726	225.5	30:35.116	8	2	4:00.021	47.543	43.363	2:29.115	216.0	26:15.197
9	2	2:11.206	43.913	40.817	46.476	224.1	32:46.322	9	1	2:30.849	58.107	44.543	48.199	134.5	28:46.046
10	2	3:45.731	45.522	42.484	2:17.725	216.4	36:32.053	10	1	2:21.835	47.252	43.763	50.820	220.0	31:07.881
11	1	2:34.811	1:00.748	45.360	48.703	121.2	39:06.864	11	1	2:15.675	46.374	42.322	46.979	216.0	33:23.556
12	1	2:18.522	45.961	44.557	48.004	212.2	41:25.386	12	1	2:14.896	45.623	41.888	47.385	222.2	35:38.452
49 BMW 3.0 CSL 1975 1.Dominique GUENAT TC2							13								
1	1	5:08.346	3:07.865	55.297	1:05.184	90.3	5:08.346	13	1	2:14.765	45.676	41.837	47.252	220.9	37:53.217
2	1	4:25.340	1:17.910	1:05.586	2:01.844	88.4	9:33.686	14	1	2:15.007	45.539	42.260	47.208	222.2	40:08.224
3	1	2:52.884	1:10.541	48.656	53.687	92.6	12:26.570	60 Ford Capri RS 3100 Cologne 1974 1.Armand MILLE TC2							
4	1	3:03.620	58.982	1:03.427	1:01.211	183.7	15:30.190	1	1	6:33.715	4:13.054	55.305	1:25.356	90.7	6:33.715
5	1	2:21.788	49.487	44.002	48.299	209.7	17:51.978	2	1	3:34.161	1:25.885	1:16.724	51.552	83.4	10:07.876
6	1	2:15.539	47.420	42.229	45.890	232.3	20:07.517	3	1	2:22.170	49.247	44.313	48.610	217.3	12:30.046
7	1	2:15.174	46.971	41.735	46.468	225.9	22:22.691	4	1	3:09.293	1:07.702	1:07.579	54.012	153.2	15:39.339
8	1	2:12.033	44.875	41.730	45.428	235.3	24:34.724	5	1	2:19.388	48.389	43.366	47.633	232.3	17:58.727
9	1	2:09.975	44.789	40.393	44.793	233.3	26:44.699	6	1	2:15.498	46.762	41.971	46.765	219.1	20:14.225
10	1	2:13.819	44.377	42.138	47.304	240.5	28:58.518	7	1	4:03.914	49.934	42.021	2:31.959	187.8	24:18.139
11	1	3:59.834	45.472	43.497	2:30.865	238.4	32:58.352	8	1	2:25.336	58.952	40.612	45.772	121.6	26:43.475
12	1	2:25.922	58.657	41.886	45.379	119.6	35:24.274	9	1	2:12.359	43.469	43.318	45.572	238.4	28:55.834
13	1	2:09.200	43.977	40.317	44.906	238.4	37:33.474	10	1	2:11.910	44.081	40.576	47.253	231.3	31:07.744
14	1	2:08.716	43.276	40.251	45.189	238.4	39:42.190	11	1	2:09.138	43.774	40.091	45.273	231.3	33:16.882
50 Ford Capri RS 3100 1975 1.Maxime GUENAT TC2							12								
1	1	4:00.000	2:16.489	52.616	50.895	100.7	4:00.000	12	1	2:08.796	42.857	40.040	45.899	238.4	35:25.678
2	1	3:19.741	53.733	1:06.318	1:19.690	205.3	7:19.741	13	1	2:09.098	43.071	40.322	45.705	232.8	37:34.776
3	1	3:05.191	1:17.116	59.393	48.682	81.8	10:24.932	14	1	2:08.353	43.190	40.081	45.082	237.4	39:43.129
4	1	2:16.867	47.091	42.517	47.259	243.2	12:41.799	65 Ford Mustang 289 1965 1.Max HUBER TC1							
5	1	3:09.644	1:05.043	1:16.910	47.691	216.9	15:51.443	1	1	3:39.707	1:50.253	54.498	54.956	66.5	3:39.707
6	1	2:12.527	45.184	41.654	45.689	243.2	18:03.970	2	1	3:29.716	54.709	1:05.945	1:29.062	187.5	7:09.423
7	1	2:08.520	43.482	40.326	44.712	247.7	20:12.490								
8	1	7:19.611	52.630	44.970	5:42.011	211.4	27:32.101								
9	1	2:21.056	55.940	39.187	45.929	130.1	29:53.157								
10	1	2:06.765	43.393	38.944	44.428	247.7	31:59.922								
11	1	2:05.952	43.268	38.739	43.945	242.2	34:05.874								



HERITAGE TOURING CUP MUGELLO CLASSIC QUALIFYING

Sector Analysis

■ Personal Best ■ Session Best B Crossing the finish line in pit lane

Lap	D	Time	Sector 1	Sector 2	Sector 3	T. Spd	Elapsed	Lap	D	Time	Sector 1	Sector 2	Sector 3	T. Spd	Elapsed	
3	1	3:24.986	1:22.810	1:04.431	57.745	76.9	10:34.409	5	1	3:04.851	1:08.619	1:03.912	52.320	121.1	16:15.746	
4	1	4:05.024	B	54.386	48.395	2:22.243	180.9	14:39.433	6	1	2:31.809	51.421	47.709	52.679	178.5	18:47.555
5	1	2:54.418	1:12.724	49.696	51.998	80.5	17:33.851	7	1	2:30.936	51.510	47.191	52.235	177.9	21:18.491	
6	1	2:27.688	51.276	45.362	51.050	204.9	20:01.539	8	1	4:35.136	B	59.116	1:01.317	2:34.703	157.7	25:53.627
7	1	2:24.314	49.300	44.691	50.323	216.9	22:25.853	9	2	2:46.670	1:04.892	48.192	53.586	99.6	28:40.297	
8	1	2:23.204	48.692	44.885	49.627	216.4	24:49.057	10	2	2:31.287	52.719	47.003	51.565	164.9	31:11.584	
9	1	2:25.635	50.898	44.442	50.295	204.5	27:14.692	11	2	2:25.190	49.309	45.371	50.510	189.5	33:36.774	
10	1	2:20.926	48.090	43.861	48.975	217.3	29:35.618	12	2	2:24.046	48.741	44.696	50.609	198.2	36:00.820	
11	1	2:32.105	51.490	50.588	50.027	217.3	32:07.723	13	2	2:23.160	47.696	44.748	50.716	203.0	38:23.980	
12	1	2:22.522	47.637	43.784	51.101	218.2	34:30.245	14	2	2:23.453	48.728	44.515	50.210	198.9	40:47.433	
13	1	2:29.321	52.930	44.994	51.397	178.5	36:59.566									
14	1	2:20.002	47.554	43.370	49.078	217.7	39:19.568									
15	1	2:19.367	47.294	43.499	48.574	218.6	41:38.935									

67	Alfa Romeo Giulia Sprint GTA 1969	TC2					
1. Peter PRALLER							
1	1	2:56.826	1:12.092	51.291	53.443	96.6	2:56.826
2	1	2:44.019	51.256	46.403	1:06.360	193.2	5:40.845
3	1	3:43.323	1:21.541	1:13.501	1:08.281	80.5	9:24.168
4	1	2:24.707	49.655	44.632	50.420	194.2	11:48.875
5	1	3:13.273	48.047	56.629	1:28.597	200.0	15:02.148
6	1	2:29.046	54.211	44.829	50.006	154.9	17:31.194
7	1	2:21.335	48.234	43.360	49.741	200.7	19:52.529
8	1	2:20.261	47.454	43.268	49.539	196.7	22:12.790
9	1	2:23.540	47.938	45.014	50.588	197.1	24:36.330
10	1	2:17.529	46.563	42.374	48.592	196.4	26:53.859
11	1	2:16.846	46.709	41.912	48.225	198.2	29:10.705
12	1	2:19.636	46.409	43.818	49.409	200.4	31:30.341
13	1	2:21.274	47.235	42.607	51.432	203.0	33:51.615
14	1	2:20.416	47.042	42.607	50.767	200.4	36:12.031

89	Ford Escort RS 1600 1975	TC2						
1. Franco MEINERS								
1	1	3:41.969	1:54.917	51.928	55.124	79.5	3:41.969	
2	1	5:37.314	B	56.758	1:06.150	3:34.406	177.0	9:19.283
3	1	2:32.370	59.554	44.460	48.356	125.6	11:51.653	
4	1	8:06.010	B	3:49.702	48.785	3:27.523	223.1	19:57.663
5	1	2:32.147	1:00.120	43.738	48.289	123.9	22:29.810	
6	1	2:16.266	46.452	42.199	47.615	224.1	24:46.076	
7	1	2:14.690	45.804	41.648	47.238	221.8	27:00.766	
8	1	2:14.610	46.003	41.536	47.071	217.7	29:15.376	
9	1	2:14.345	45.543	41.703	47.099	223.6	31:29.721	
10	1	2:15.599	46.741	41.557	47.301	222.7	33:45.320	
11	1	2:15.198	45.873	41.722	47.603	220.0	36:00.518	
12	1	3:14.913	B	45.993	42.105	1:46.815	219.5	39:15.431
13	1	3:03.947	B	57.888	41.824	1:24.235	133.3	42:19.378

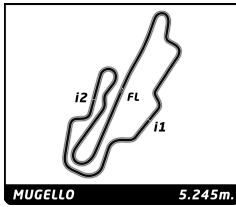
100	Ford Escort I RS 1600 1975	TC2					
1. Didier GRUAU							
1	1	3:40.658	1:51.249	54.495	54.914	69.9	3:40.658

101	BMW 2002 TI 1971	TC2					
1. Bart BLOMMAERT 2. Rikert LEEMAN							
1	1	3:40.784	1:47.707	56.505	56.572	69.2	3:40.784
2	1	3:29.489	55.961	1:04.915	1:28.613	179.1	7:10.273
3	1	3:19.004	1:23.447	1:02.256	53.301	74.7	10:29.277
4	1	2:41.618	55.816	48.070	57.732	185.2	13:10.895

116	Ford Capri RS 2600 1975	TC2						
1. Stephen DANCE								
1	1	6:03.336	3:50.947	55.532	1:16.857	78.6	6:03.336	
2	1	3:28.452	1:18.100	1:05.265	1:05.087	87.4	9:31.788	
3	1	2:26.778	51.494	45.155	50.129	195.3	11:58.566	
4	1	3:30.149	B	50.582	59.563	1:40.004	206.9	15:28.715
5	1	2:40.458	1:01.620	48.234	50.604	118.3	18:09.173	
6	1	2:21.837	48.759	44.188	48.890	204.9	20:31.010	
7	1	2:17.609	47.264	42.596	47.749	216.0	22:48.619	
8	1	2:14.181	46.357	40.908	46.916	216.4	25:02.800	
9	1	2:12.353	45.182	40.699	46.472	218.2	27:15.153	
10	1	2:12.330	45.220	40.721	46.389	220.4	29:27.483	
11	1	2:10.983	44.752	40.276	45.955	219.5	31:38.466	
12	1	2:12.346	44.349	41.428	46.569	219.5	33:50.812	
13	1	2:38.588	58.004	52.848	47.736	220.0	36:29.400	

117	Ford Escort RS 1600 1975	TC2						
1. Alain PAGES 2. José DA ROCHA								
1	2	4:20.737	2:19.397	1:00.365	1:00.975	87.7	4:20.737	
2	2	3:34.731	1:12.675	1:06.386	1:15.670	146.1	7:55.468	
3	2	3:03.383	1:14.015	52.484	56.884	91.8	10:58.851	
4	2	2:56.705	54.468	50.775	1:11.462	198.5	13:55.556	
5	2	2:58.551	1:09.737	54.399	54.415	119.6	16:54.107	
6	2	2:34.560	52.709	49.481	52.370	197.1	19:28.667	
7	2	2:37.794	53.450	49.961	54.383	189.5	22:06.461	
8	2	4:12.980	B	53.798	49.440	2:29.742	196.0	26:19.441
9	1	2:42.176	1:06.771	46.783	48.622	96.6	29:01.617	
10	1	2:22.032	48.601	44.496	48.935	210.9	31:23.649	
11	1	2:18.142	46.350	43.238	48.554	205.7	33:41.791	
12	1	2:16.292	45.890	42.611	47.791	219.1	35:58.083	
13	1	2:14.143	44.909	41.828	47.406	218.2	38:12.226	
14	1	2:14.447	45.395	42.109	46.943	219.5	40:26.673	

123	Ford Capri RS 3100 Cologne 1975	TC2						
1. Emile BREITTMAYER								
1	1	14:40.893	...	59.096	1:22.857	105.3	14:40.893	
2	1	2:43.320	1:05.561	47.375	50.384	86.2	17:24.213	
3	1	2:20.619	48.189	43.980	48.450	239.5	19:44.832	
4	1	6:52.299	B	48.949	45.622	5:17.728	235.8	26:37.131
5	1	2:30.653	1:02.421	41.708	46.524	132.4	29:07.784	
6	1	2:13.423	45.669	41.586	46.168	239.5	31:21.207	
7	1	2:11.397	44.002	41.273	46.122	242.7	33:32.604	
8	1	2:07.309	43.291	39.533	44.485	246.0	35:39.913	
9	1	2:09.230	43.525	41.101	44.604	240.5	37:49.143	
10	1	2:11.145	43.105	42.654	45.386	246.0	40:00.288	



HERITAGE TOURING CUP

MUGELLO CLASSIC

QUALIFYING

Sector Analysis

■ Personal Best
 ■ Session Best
 B Crossing the finish line in pit lane

Lap	D	Time	Sector 1	Sector 2	Sector 3	T. Spd	Elapsed	Lap	D	Time	Sector 1	Sector 2	Sector 3	T. Spd	Elapsed
246		Ford Falcon Sprint 1964 1. Peter JOOS													
		TC1													
1	1	4:16.304	2:14.303	1:01.026	1:00.975	84.4	4:16.304								
2	1	3:37.438	1:14.793	1:07.050	1:15.595	111.1	7:53.742								
3	1	3:06.501	1:14.552	56.806	55.143	94.6	11:00.243								
4	1	4:31.779 B	54.178	50.455	2:47.146	193.9	15:32.022								
5	1	2:48.976	1:04.254	50.540	54.182	120.0	18:20.998								
6	1	2:32.358	51.919	48.143	52.296	203.0	20:53.356								
7	1	2:32.761	51.804	48.769	52.188	202.2	23:26.117								
8	1	2:33.356	52.769	47.996	52.591	204.2	25:59.473								
9	1	2:32.497	51.914	47.992	52.591	193.9	28:31.970								
10	1	2:34.128	53.842	48.015	52.271	197.8	31:06.098								
11	1	2:34.347	51.785	48.390	54.172	198.9	33:40.445								
12	1	2:32.847	52.111	47.144	53.592	191.2	36:13.292								
13	1	2:34.677	51.496	47.898	55.283	196.7	38:47.969								