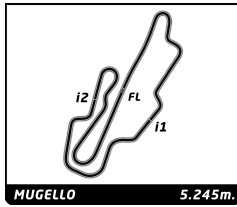


# FIFTIES LEGENDS MUGELLO CLASSIC RACE

## Sector Analysis

Personal Best Session Best B Crossing the finish line in pit lane

Lap	D	Time	Sector 1	Sector 2	Sector 3	T. Spd	Elapsed	Lap	D	Time	Sector 1	Sector 2	Sector 3	T. Spd	Elapsed	
<b>6</b>		Lotus XI 1500 1956 1.Otto REEDTZ-THOTT						SP2								
1	1	2:42.991	1:00.370	49.453	53.168		2:42.991	21	1	2:24.933	48.586	45.171	51.176	209.3	53:37.144	
2	1	2:32.657	52.045	47.628	52.984	191.8	5:15.648	22	1	2:24.042	48.633	44.908	50.501	210.9	56:01.186	
3	1	2:35.514	52.256	49.188	54.070	194.9	7:51.162	23	1	2:23.942	48.505	45.022	50.415	210.1	58:25.128	
4	1	2:38.515	53.072	49.378	56.065	174.2	10:29.677	24	1	2:24.680	48.642	45.575	50.643	212.2	1:00:49.808	
5	1	2:35.855	53.323	49.711	52.821	195.7	13:05.532	25	1	2:24.856	48.635	45.674	50.547	212.6	1:03:14.664	
6	1	2:34.811	52.827	48.209	53.775	197.4	15:40.343	26	1	2:25.175	49.175	45.091	50.909	199.3	1:05:39.839	
7	1	2:33.941	51.926	48.358	53.657	194.2	18:14.284	27	1	<b>2:23.558</b>	<b>48.268</b>	45.014	<b>50.276</b>	212.6	1:08:03.397	
8	1	2:36.936	52.660	49.265	55.011	193.2	20:51.220	28	1	2:24.063	48.657	45.014	50.392	211.8	1:10:27.460	
9	1	2:35.484	52.953	49.152	53.379	192.2	23:26.704	29	1	2:24.809	48.742	45.498	50.569	210.5	1:12:52.269	
10	1	2:35.300	51.546	50.398	53.356	196.4	26:02.004	30	1	2:24.008	48.435	45.278	50.295	209.3	1:15:16.277	
11	1	2:35.519	52.199	49.813	53.507	196.0	28:37.523	31	1	2:24.765	49.067	<b>44.826</b>	50.872	208.9	1:17:41.042	
12	1	2:33.232	51.354	48.376	53.502	197.4	31:10.755	32	1	2:26.144	49.283	45.517	51.344	207.3	1:20:07.186	
13	1	2:33.066	51.658	48.018	53.390	192.5	33:43.821	33	1	2:24.504	48.951	44.834	50.719	210.1	1:22:31.690	
14	1	2:32.407	51.739	47.880	52.788	194.9	36:16.228									
15	1	5:05.714	<b>B</b> 52.984	48.489	3:24.241	195.3	41:21.942									
16	1	2:43.178	1:01.990	47.763	53.425	121.9	44:05.120									
17	1	2:37.531	54.441	49.357	53.733	193.9	46:42.651									
18	1	2:34.154	52.151	48.410	53.593	191.5	49:16.805									
19	1	2:33.274	51.805	47.904	53.565	190.1	51:50.079									
20	1	2:33.660	51.913	48.432	53.315	197.8	54:23.739									
21	1	2:33.861	51.457	49.322	53.082	193.9	56:57.600									
22	1	2:33.113	51.643	47.842	53.628	192.2	59:30.713									
23	1	2:32.910	<b>51.327</b>	48.349	53.234	195.3	1:02:03.623									
24	1	<b>2:31.696</b>	51.697	<b>47.084</b>	52.915	197.8	1:04:35.319									
25	1	2:34.337	52.024	48.849	53.464	195.3	1:07:09.656									
26	1	2:32.430	51.562	47.550	53.318	194.6	1:09:42.086									
27	1	2:33.501	51.568	48.467	53.466	196.0	1:12:15.587									
28	1	2:33.052	51.895	48.025	53.132	193.9	1:14:48.639									
29	1	2:32.033	51.588	47.804	<b>52.641</b>	192.2	1:17:20.672									
30	1	2:34.819	52.219	48.679	53.921	198.5	1:19:55.491									
31	1	2:34.605	51.852	48.734	54.019	196.4	1:22:30.096									
<b>7</b>		Austin Healey 3000 Mk I 1959 1.Eugène DELEPLANQUE						GT3								
1	1	2:32.147	54.751	46.092	51.304		2:32.147									
2	1	2:25.557	49.303	45.222	51.032	206.1	4:57.704									
3	1	2:28.053	50.300	46.220	51.533	206.1	7:25.757									
4	1	2:27.259	49.470	46.030	51.759	205.7	9:53.016									
5	1	2:26.877	49.373	46.082	51.422	205.3	12:19.893									
6	1	2:27.397	49.634	46.314	51.449	205.3	14:47.290									
7	1	2:25.470	48.914	45.767	50.789	206.5	17:12.760									
8	1	2:26.701	49.252	45.863	51.586	206.1	19:39.461									
9	1	2:26.499	49.923	45.357	51.219	206.9	22:05.960									
10	1	2:26.589	49.637	45.787	51.165	206.5	24:32.549									
11	1	2:25.725	49.100	45.762	50.863	207.3	26:58.274									
12	1	2:25.720	48.627	46.085	51.008	208.1	29:23.994									
13	1	4:44.539	<b>B</b> 49.190	45.198	3:10.151	208.1	34:08.533									
14	1	2:36.219	1:00.302	45.288	50.629	130.6	36:44.752									
15	1	2:24.604	48.662	45.033	50.909	208.5	39:09.356									
16	1	2:24.762	48.722	45.137	50.903	208.9	41:34.118									
17	1	2:24.141	48.809	44.936	50.396	209.7	43:58.259									
18	1	2:24.704	48.867	45.208	50.629	208.1	46:22.963									
19	1	2:24.739	48.774	45.327	50.638	210.5	48:47.702									
20	1	2:24.509	48.611	44.845	51.053	209.3	51:12.211									
<b>18</b>		Morgan Plus 4 Super Sports 1963 1.Jochem KENTGENS						GT3								
1	1	2:45.928	1:01.694	50.039	54.195		2:45.928									
2	1	2:31.983	51.499	47.286	53.198	190.1	5:17.911									
3	1	2:34.623	51.841	48.493	54.289	182.7	7:52.534									
4	1	2:38.318	53.256	50.244	54.818	189.1	10:30.852									
5	1	2:32.346	52.285	47.584	52.477	182.7	13:03.198									
6	1	2:29.816	50.559	47.052	52.205	194.2	15:33.014									
7	1	2:30.453	50.066	47.726	52.661	193.2	18:03.467									
8	1	2:29.866	50.337	46.742	52.787	194.9	20:33.333									
9	1	2:31.106	51.398	46.505	53.203	194.9	23:04.439									
10	1	2:30.008	50.164	46.979	52.865	194.2	25:34.447									
11	1	2:30.458	51.144	47.083	52.231	194.2	28:04.905									
12	1	2:31.682	50.559	46.868	54.255	195.7	30:36.587									
13	1	2:32.896	51.540	48.101	53.255	192.2	33:09.483									
14	1	2:29.188	50.203	46.725	52.260	195.3	35:38.671									
15	1	2:30.389	51.266	46.701	52.422	195.7	38:09.060									
16	1	2:32.806	51.269	47.199	54.338	195.7	40:41.866									
17	1	2:31.039	51.225	47.645	<b>52.169</b>	191.5	43:12.905									
18	1	2:29.883	50.385	47.259	52.239	195.3	45:42.788									
19	1	2:51.241	<b>B</b> 51.089	47.010	1:13.142	194.9	48:34.029									
20	1	4:42.280	3:01.833	46.777	53.670	112.5	53:16.309									
21	1	2:29.895	49.850	46.862	53.183	190.8	55:46.204									
22	1	2:29.877	<b>49.578</b>	46.781	53.518	193.5	58:16.081									
23	1	2:30.780	50.212	47.394	53.174	194.6	1:00:46.861									
24	1	2:30.833	50.514	47.437	52.882	193.9	1:03:17.694									
25	1	2:32.050	51.053	47.473	53.524	196.0	1:05:49.744									
26	1	<b>2:28.954</b>	49.895	<b>46.274</b>	52.785	193.9	1:08:18.698									
27	1	2:31.221	51.056	47.397	52.768	194.6	1:10:49.919									
28	1	2:35.114	51.693	48.781	54.640	193.2	1:13:25.033									
29	1	2:33.067	51.076	48.043	53.948	191.5	1:15:58.100									
30	1	2:32.210	51.022	47.445	53.743	192.5	1:18:30.310									
31	1	2:35.359	53.069	47.690	54.600	193.9	1:21:05.669									
<b>20</b>		Lister Chevrolet 1958 1.Yvan MAHE 2.Yves SCEMAMA						SP4								
1	2	2:27.520	53.110	45.319	49.091		2:27.520									
2	2	2:21.979	47.851	44.953	49.175	229.8	4:49.499									
3	2	2:21.187	47.568	44.743	48.876	239.5	7:10.686									
4	2	2:21.381	47.618	44.797	48.966	227.4	9:32.067									
5	2	2:19.782	47.275	44.098	48.409	229.3	11:51.849									
6	2	2:20.010	47.204	44.180	48.626	240.0	14:11.859									
7	2	2:19.974	47.110	44.180	48.684	231.3	16:31.833									



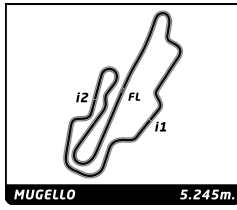
# FIFTIES LEGENDS MUGELLO CLASSIC RACE

## Sector Analysis

■ Personal Best ■ Session Best B Crossing the finish line in pit lane

Lap	D	Time	Sector 1	Sector 2	Sector 3	T. Spd	Elapsed	Lap	D	Time	Sector 1	Sector 2	Sector 3	T. Spd	Elapsed
8	2	2:19.839	47.450	43.938	48.451	220.9	18:51.672	30	1	2:32.126	51.709	46.797	53.620	179.7	1:18:38.141
9	2	2:19.741	47.481	43.890	48.370	205.7	21:11.413	31	1	2:31.121	51.185	46.799	53.137	179.4	1:21:09.262
10	2	2:20.542	46.956	45.027	48.559	236.8	23:31.955	<b>25</b> Austin Mini Cooper S 1275 1965 1. David BARRERE GT1							
11	2	2:23.600	47.505	47.130	48.965	236.3	25:55.555	1	1	2:38.228	57.542	47.541	53.145		2:38.228
12	2	2:19.769	47.157	43.980	48.632	237.4	28:15.324	2	1	2:30.396	51.374	45.946	53.076	173.9	5:08.624
13	2	2:20.805	47.018	44.571	49.216	246.6	30:36.129	3	1	2:30.410	51.433	45.682	53.295	174.2	7:39.034
14	2	2:19.786	47.658	44.079	48.049	237.4	32:55.915	4	1	2:30.660	51.585	45.973	53.102	173.6	10:09.694
15	2	2:19.592	46.758	44.135	48.699	238.9	35:15.507	5	1	2:29.683	51.175	45.429	53.079	174.2	12:39.377
16	2	2:19.368	46.853	43.879	48.636	241.6	37:34.875	6	1	2:31.400	51.856	46.225	53.319	173.6	15:10.777
17	2	2:19.283	46.903	43.844	48.536	242.2	39:54.158	7	1	2:29.763	51.180	45.498	53.085	174.5	17:40.540
18	2	2:19.340	47.240	43.821	48.279	240.0	42:13.498	8	1	2:30.580	51.142	45.976	53.462	175.9	20:11.120
19	2	4:42.393 B	47.678	44.302	3:10.413	229.8	46:55.891	9	1	2:32.703	52.120	46.780	53.803	173.4	22:43.823
20	1	2:35.303	1:00.920	45.397	48.986	124.9	49:31.194	10	1	2:33.188	51.454	46.833	54.901	175.9	25:17.011
21	1	2:21.805	47.192	44.744	49.869	242.7	51:52.999	11	1	2:35.261	53.294	46.613	55.354	160.7	27:52.272
22	1	2:23.125	47.970	45.533	49.622	225.0	54:16.124	12	1	9:03.082 B	55.914	49.549	7:17.619	152.1	36:55.354
23	1	2:21.356	46.991	45.245	49.120	238.4	56:37.480	13	1	2:40.847	1:01.597	46.003	53.247	113.7	39:36.201
24	1	2:21.543	47.299	45.168	49.076	229.8	58:59.023	14	1	2:29.475	51.084	45.391	53.000	177.9	42:05.676
25	1	2:21.621	46.950	45.538	49.133	237.4	1:01:20.644	15	1	2:30.386	51.099	45.506	53.781	177.3	44:36.062
26	1	2:22.649	47.702	45.808	49.139	236.3	1:03:43.293	16	1	2:34.690	53.871	46.717	54.102	164.6	47:10.752
27	1	2:23.984	47.867	46.640	49.477	233.3	1:06:07.277	17	1	2:33.560	53.539	45.874	54.147	151.9	49:44.312
28	1	2:22.129	48.164	44.642	49.323	225.5	1:08:29.406	18	1	2:34.808	53.610	46.867	54.331	154.9	52:19.120
29	1	2:21.112	48.041	44.170	48.901	232.8	1:10:50.518	<b>27</b> Jaguar E-Type 3.8 1961 1. Pierre MELLINGER GT4 2. Tommaso GELMINI							
30	1	2:21.799	47.790	44.733	49.276	228.3	1:13:12.317	1	1	2:45.147	1:01.155	50.376	53.616		2:45.147
31	1	2:20.133	47.058	44.268	48.807	236.8	1:15:32.450	2	1	2:31.725	50.983	47.866	52.876	205.7	5:16.872
32	1	2:24.346	48.972	45.171	50.203	229.8	1:17:56.796	3	1	2:35.109	52.535	48.680	53.894	193.2	7:51.981
33	1	2:24.411	48.837	44.896	50.678	218.6	1:20:21.207	4	1	2:35.614	52.857	49.150	53.607	186.2	10:27.595
<b>21</b> Austin Mini Cooper S 1275 1965 1. Simon NOBILI GT1								5	1	2:30.138	50.293	47.142	52.703	206.1	12:57.733
1	1	2:44.336	1:01.446	49.380	53.510		2:44.336	6	1	2:30.058	50.358	47.396	52.304	205.3	15:27.791
2	1	2:33.051	52.052	47.800	53.199	180.6	5:17.387	7	1	2:30.939	51.994	47.013	51.932	206.9	17:58.730
3	1	2:34.810	52.225	47.748	54.837	180.9	7:52.197	8	1	2:30.161	50.916	47.177	52.068	206.9	20:28.891
4	1	2:35.908	53.254	48.517	54.137	178.5	10:28.105	9	1	2:30.465	50.811	47.885	51.769	208.5	22:59.356
5	1	2:31.489	50.825	46.594	54.070	177.6	12:59.594	10	1	2:29.756	50.776	46.954	52.026	207.7	25:29.112
6	1	2:30.481	50.927	46.253	53.301	178.2	15:30.075	11	1	2:31.365	51.096	47.909	52.360	208.5	28:00.477
7	1	2:30.185	50.660	46.471	53.054	178.5	18:00.260	12	1	2:31.600	51.271	47.191	53.138	209.7	30:32.077
8	1	2:30.503	50.728	46.419	53.356	179.7	20:30.763	13	1	2:32.061	51.755	47.704	52.602	207.7	33:04.138
9	1	2:30.398	50.981	46.087	53.330	179.1	23:01.161	14	1	2:31.069	51.322	47.242	52.505	207.3	35:35.207
10	1	2:31.715	51.737	46.641	53.337	179.4	25:32.876	15	1	5:06.093 B	51.103	47.341	3:27.649	210.5	40:41.300
11	1	2:32.149	51.118	47.529	53.502	180.6	28:05.025	16	2	2:36.128	59.497	46.268	50.363	138.1	43:17.428
12	1	2:32.691	52.074	46.655	53.962	182.7	30:37.716	17	2	2:26.173	49.277	45.796	51.100	208.9	45:43.601
13	1	2:32.550	51.454	47.057	54.039	182.1	33:10.266	18	2	2:26.057	49.553	45.506	50.998	205.7	48:09.658
14	1	4:46.599 B	51.230	46.468	3:08.901	184.6	37:56.865	19	2	2:26.325	50.030	45.359	50.936	200.4	50:35.983
15	1	2:44.702	1:03.799	47.085	53.818	122.7	40:41.567	20	2	2:25.144	49.501	44.999	50.644	201.9	53:01.127
16	1	2:31.541	51.922	46.508	53.111	180.6	43:13.108	21	2	2:27.044	49.528	46.447	51.069	201.9	55:28.171
17	1	2:32.181	52.234	46.765	53.182	183.1	45:45.289	22	2	2:26.533	49.795	45.711	51.027	200.0	57:54.704
18	1	2:30.486	50.720	46.485	53.281	183.1	48:15.775	23	2	2:26.624	49.245	45.862	51.517	203.0	1:00:21.328
19	1	2:31.314	51.351	46.632	53.331	180.0	50:47.089	24	2	2:27.978	50.662	45.836	51.480	192.2	1:02:49.306
20	1	2:31.090	51.013	46.795	53.282	179.1	53:18.179	25	2	2:28.656	50.520	45.939	52.197	193.9	1:05:17.962
21	1	2:31.134	50.908	46.596	53.630	181.2	55:49.313	26	2	2:28.904	51.134	46.497	51.273	185.2	1:07:46.866
22	1	2:32.527	51.236	46.978	54.313	180.9	58:21.840	27	2	2:28.071	50.373	45.994	51.704	192.2	1:10:14.937
23	1	2:32.762	51.908	47.324	53.530	181.2	1:00:54.602	28	2	2:27.338	50.269	45.988	51.081	195.7	1:12:42.275
24	1	2:31.624	51.146	46.762	53.716	182.1	1:03:26.226	29	2	2:27.631	50.581	45.844	51.206	193.5	1:15:09.906
25	1	2:31.674	51.329	46.780	53.565	180.3	1:05:57.900	30	2	2:25.430	49.778	45.353	50.299	193.2	1:17:35.336
26	1	2:31.768	51.338	46.907	53.523	183.7	1:08:29.668	31	2	2:25.575	49.749	45.056	50.770	193.9	1:20:00.911
27	1	2:31.719	51.226	46.572	53.921	183.1	1:11:01.387								
28	1	2:32.205	51.537	47.054	53.614	181.2	1:13:33.592								
29	1	2:32.423	51.394	46.835	54.194	180.6	1:16:06.015								





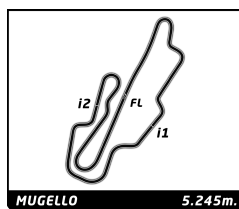
# FIFTIES LEGENDS MUGELLO CLASSIC RACE

## Sector Analysis

■ Personal Best ■ Session Best B Crossing the finish line in pit lane

Lap	D	Time	Sector 1	Sector 2	Sector 3	T. Spd	Elapsed	Lap	D	Time	Sector 1	Sector 2	Sector 3	T. Spd	Elapsed
32	2	2:28.817	50.097	45.415	53.305	189.1	1:22:29.728	2	1	2:43.803	55.993	50.240	57.570	162.4	5:43.940
<b>33</b> Austin Mini Cooper S 1275 1964 1. Georges ROCCHIETTA GT1								3	1	2:41.964	54.705	49.776	57.483	164.4	8:25.904
1	1	2:48.636	1:03.389	49.912	55.335		2:48.636	4	1	2:42.443	54.885	50.020	57.538	162.4	11:08.347
2	1	2:38.962	53.463	49.960	55.539	180.6	5:27.598	5	1	2:40.592	54.346	49.576	56.670	162.2	13:48.939
3	1	2:38.228	53.894	48.965	55.369	181.2	8:05.826	6	1	2:40.146	54.219	49.395	56.532	162.4	16:29.085
4	1	9:26.949 B	53.187	48.960	7:44.802	179.7	17:32.775	7	1	2:40.240	54.293	49.302	56.645	161.9	19:09.325
5	1	38:10.911 B	1:10.296	1:03.090	...	114.3	55:43.686	8	1	2:39.382	54.044	49.042	56.296	162.9	21:48.707
6	1	2:52.996	1:07.282	50.788	54.926	105.1	58:36.682	9	1	2:40.293	54.347	49.250	56.696	163.9	24:29.000
7	1	2:36.008	52.449	49.504	54.055	183.7	1:01:12.690	10	1	2:39.044	53.825	49.210	56.009	164.6	27:08.044
8	1	2:36.555	52.822	49.664	54.069	182.4	1:03:49.245	11	1	2:39.289	53.655	49.416	56.218	166.9	29:47.333
9	1	2:35.584	52.255	49.265	54.064	181.8	1:06:24.829	12	1	2:39.593	53.786	49.736	56.071	166.4	32:26.926
10	1	2:34.978	52.270	48.199	54.509	181.2	1:08:59.807	13	1	5:07.352 B	53.834	49.412	3:24.106	167.7	37:34.278
11	1	2:35.675	52.377	48.689	54.609	181.2	1:11:35.482	14	1	2:52.487	1:06.019	49.992	56.476	110.4	40:26.765
12	1	2:34.922	52.121	48.272	54.529	180.3	1:14:10.404	15	1	2:38.139	53.981	48.561	55.597	167.2	43:04.904
13	1	2:35.320	52.338	48.421	54.561	180.0	1:16:45.724	16	1	2:38.469	53.424	49.222	55.823	171.7	45:43.373
14	1	2:33.453	52.074	47.324	54.055	178.8	1:19:19.177	17	1	2:38.156	53.422	48.922	55.812	172.2	48:21.529
15	1	2:34.042	52.011	47.717	54.314	178.5	1:21:53.219	18	1	2:39.483	54.904	49.255	55.324	170.6	51:01.012
<b>34</b> MG B 1963 1. Romain GUERARDELLE GT2								19	1	2:37.206	52.540	48.677	55.989	175.6	53:38.218
1	1	2:41.962	57.946	50.408	53.608		2:41.962	20	1	2:37.607	53.390	48.591	55.626	170.9	56:15.825
2	1	2:31.441	50.891	46.872	53.678	184.3	5:13.403	21	1	2:36.569	53.233	48.197	55.139	170.9	58:52.394
3	1	2:32.616	51.103	47.814	53.699	182.1	7:46.019	22	1	2:37.478	52.569	49.683	55.226	173.9	1:01:29.872
4	1	2:32.308	50.875	47.519	53.914	181.5	10:18.327	23	1	2:37.485	53.536	48.456	55.493	173.1	1:04:07.357
5	1	2:32.330	51.530	47.228	53.572	181.8	12:50.657	24	1	2:38.713	53.467	48.976	56.270	173.1	1:06:46.070
6	1	2:32.264	51.000	47.348	53.916	181.8	15:22.921	25	1	2:38.174	53.436	48.727	56.011	170.6	1:09:24.244
7	1	2:30.845	51.124	46.503	53.218	183.7	17:53.766	26	1	2:39.211	53.817	49.027	56.367	170.1	1:12:03.455
8	1	2:30.707	50.679	46.890	53.138	184.0	20:24.473	27	1	2:38.930	53.472	48.711	56.747	169.5	1:14:42.385
9	1	2:31.043	50.673	47.243	53.127	184.6	22:55.516	28	1	2:37.719	53.360	48.319	56.040	169.0	1:17:20.104
10	1	2:29.209	50.396	46.025	52.788	184.0	25:24.725	29	1	2:39.903	54.922	48.840	56.141	167.2	1:20:00.007
11	1	2:29.813	50.477	46.129	53.207	185.6	27:54.538	30	1	2:38.295	53.557	48.547	56.191	168.5	1:22:38.302
12	1	2:31.138	51.046	46.739	53.353	187.5	30:25.676	<b>49</b> Porsche 356 (C) SC coupé 1965 1. Bill STEPHENS GT2 2. Will STEPHENS							
13	1	2:30.946	50.655	46.904	53.387	185.2	32:56.622	1	1	2:53.655	1:05.017	53.092	55.546		2:53.655
14	1	2:31.705	50.920	47.419	53.366	187.2	35:28.327	2	1	2:40.403	54.281	51.343	54.779	185.2	5:34.058
15	1	4:24.973 B	50.571	46.579	2:47.823	187.2	39:53.300	3	1	2:38.889	53.596	49.960	55.333	184.9	8:12.947
16	1	3:06.497	1:26.162	46.342	53.993	120.3	42:59.797	4	1	2:38.581	53.581	49.614	55.386	184.6	10:51.528
17	1	2:31.016	50.772	46.964	53.280	185.9	45:30.813	5	1	2:40.050	54.044	50.327	55.679	185.6	13:31.578
18	1	2:30.658	50.438	46.778	53.442	185.9	48:01.471	6	1	2:38.619	53.461	49.807	55.351	184.6	16:10.197
19	1	2:30.829	50.579	46.781	53.469	184.9	50:32.300	7	1	2:39.724	53.831	50.233	55.660	184.9	18:49.921
20	1	2:30.362	50.902	46.633	52.827	184.6	53:02.662	8	1	2:40.211	54.358	50.351	55.502	178.8	21:30.132
21	1	2:31.878	51.211	47.338	53.329	187.8	55:34.540	9	1	2:40.437	54.103	50.858	55.476	186.2	24:10.569
22	1	2:31.136	50.878	46.585	53.673	187.8	58:05.676	10	1	2:39.429	53.303	50.885	55.241	184.9	26:49.998
23	1	2:30.758	50.471	46.790	53.497	187.5	1:00:36.434	11	1	2:38.724	53.461	49.603	55.660	185.6	29:28.722
24	1	2:31.692	51.060	47.069	53.563	187.2	1:03:08.126	12	1	4:46.578 B	53.288	49.794	3:03.496	188.5	34:15.300
25	1	2:30.883	50.864	46.665	53.354	186.5	1:05:39.009	13	2	3:12.016	1:32.337	46.243	53.436	123.0	37:27.316
26	1	2:29.323	50.484	46.131	52.708	187.2	1:08:08.332	14	2	2:29.784	50.588	46.065	53.131	188.8	39:57.100
27	1	2:31.262	50.928	46.778	53.556	188.8	1:10:39.594	15	2	2:29.969	50.291	46.617	53.061	189.5	42:27.069
28	1	2:31.355	50.962	46.888	53.505	187.2	1:13:10.949	16	2	2:29.288	50.380	45.698	53.210	188.5	44:56.357
29	1	2:32.108	51.518	46.953	53.637	185.6	1:15:43.057	17	2	2:29.383	50.168	45.976	53.239	187.2	47:25.740
30	1	2:32.238	51.797	46.858	53.583	186.2	1:18:15.295	18	2	2:30.134	50.437	46.541	53.156	187.2	49:55.874
31	1	2:35.063	52.600	47.307	55.156	186.9	1:20:50.358	19	2	2:30.267	50.504	46.199	53.564	187.8	52:26.141
<b>40</b> Lotus Elite 1961 1. Marc JULLY GT1								20	2	2:29.489	50.444	46.184	52.861	188.5	54:55.630
1	1	3:00.137	1:07.887	54.012	58.238		3:00.137	21	2	2:30.325	50.752	46.659	52.914	187.8	57:25.955
								22	2	2:30.766	50.678	46.525	53.563	188.5	59:56.721
								23	2	2:29.892	50.455	46.160	53.277	188.8	1:02:26.613
								24	2	2:30.413	50.770	46.493	53.150	188.8	1:04:57.026
								25	2	2:30.622	50.445	46.645	53.532	189.1	1:07:27.648
								26	2	2:32.090	50.328	48.895	52.867	189.1	1:09:59.738





# FIFTIES LEGENDS MUGELLO CLASSIC RACE

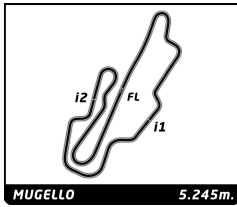
## Sector Analysis

Personal Best Session Best B Crossing the finish line in pit lane

Lap	D	Time	Sector 1	Sector 2	Sector 3	T. Spd	Elapsed	Lap	D	Time	Sector 1	Sector 2	Sector 3	T. Spd	Elapsed	
<b>72</b>	Austin-Healey 3000 Mk I 1962 1. François FILLON 2. André RAULIN							GT3								
1	1	2:50.724	1:05.558	50.960	54.206		2:50.724									
2	1	2:35.463	51.932	50.104	53.427	204.5	5:26.187									
3	1	2:33.990	51.393	48.660	53.937	206.1	8:00.177									
4	1	2:31.215	51.902	47.475	51.838	203.4	10:31.392									
5	1	2:33.917	52.293	49.246	52.378	183.4	13:05.309									
6	1	2:30.413	50.721	47.993	51.699	209.3	15:35.722									
7	1	2:29.278	50.241	46.815	52.222	209.3	18:05.000									
8	1	2:28.796	49.846	47.168	51.782	209.7	20:33.796									
9	1	2:32.096	50.321	46.582	55.193	203.4	23:05.892									
10	1	2:28.789	50.067	46.800	51.922	209.7	25:34.681									
11	1	2:31.160	50.982	48.275	51.903	211.4	28:05.841									
12	1	2:30.416	50.745	46.952	52.719	204.9	30:36.257									
13	1	2:30.510	51.196	46.955	52.359	212.6	33:06.767									
14	1	2:30.210	50.940	47.008	52.262	211.4	35:36.977									
15	1	2:30.934	50.543	48.121	52.270	211.8	38:07.911									
16	1	4:54.382 B	51.876	47.315	3:15.191	210.9	43:02.293									
17	2	2:46.794	1:03.458	49.199	54.137	110.0	45:49.087									
18	2	2:33.687	50.970	49.408	53.309	208.1	48:22.774									
19	2	2:33.205	51.128	48.319	53.758	207.7	50:55.979									
20	2	2:34.809	50.834	50.134	53.841	206.5	53:30.788									
21	2	2:32.226	51.582	48.133	52.511	201.9	56:03.014									
22	2	2:32.170	51.373	48.011	52.786	182.1	58:35.184									
23	2	2:32.975	49.817	49.589	53.569	205.3	1:01:08.159									
24	2	2:31.624	49.910	49.516	52.198	212.2	1:03:39.783									
25	2	2:31.314	50.424	48.520	52.370	209.3	1:06:11.097									
26	2	2:30.435	49.791	47.776	52.868	211.8	1:08:41.532									
27	2	2:30.674	50.698	48.000	51.976	210.1	1:11:12.206									
28	2	2:30.643	50.346	48.036	52.261	208.5	1:13:42.849									
29	2	2:29.369	50.220	47.169	51.980	208.9	1:16:12.218									
30	2	2:29.864	50.021	47.561	52.282	209.7	1:18:42.082									
31	2	2:30.439	50.641	47.074	52.724	209.7	1:21:12.521									
<b>77</b>	Jaguar E-Type 3.8 1961 1. Guy ZISER 2. Oli WEBB							GT4								
1	1	2:31.069	54.157	46.127	50.785		2:31.069									
2	1	2:24.986	49.229	45.858	49.899	199.6	4:56.055									
3	1	2:24.798	49.061	45.673	50.064	208.1	7:20.853									
4	1	2:25.436	48.745	46.249	50.442	206.5	9:46.289									
5	1	2:24.663	48.330	46.070	50.263	211.8	12:10.952									
6	1	2:25.054	48.674	45.520	50.860	205.7	14:36.006									
7	1	2:25.286	48.635	46.019	50.632	207.7	17:01.292									
8	1	2:25.812	48.523	46.379	50.910	210.9	19:27.104									
9	1	2:26.079	48.991	46.353	50.735	212.2	21:53.183									
10	1	2:24.868	48.639	45.858	50.371	210.9	24:18.051									
11	1	2:25.972	48.663	46.685	50.624	211.8	26:44.023									
12	1	2:25.436	48.765	46.243	50.428	211.8	29:09.459									
13	1	2:26.363	48.827	46.692	50.844	208.1	31:35.822									
14	1	2:26.806	49.315	46.749	50.742	213.0	34:02.628									
15	1	2:25.787	48.709	46.433	50.645	208.1	36:28.415									
16	1	4:51.149 B	48.587	46.416	3:16.146	214.7	41:19.564									
17	2	2:31.552	57.501	44.879	49.172	143.4	43:51.116									
18	2	2:19.964	47.712	43.709	48.543	209.3	46:11.080									
19	2	2:19.621	47.467	43.496	48.658	214.7	48:30.701									
20	2	2:22.428	47.793	44.585	50.050	214.3	50:53.129									
21	2	2:20.147	47.200	43.657	49.290	213.4	53:13.276									
22	2	2:20.084	47.453	43.731	48.900	210.5	55:33.360									
23	2	2:32.262	47.474	45.561	59.227	212.6	58:05.622									
<b>86</b>	Morris Mini Cooper S 1275 1964 1. Fabrice QUESNEL							GT1								
1	1	2:41.874	58.966	48.645	54.263		2:41.874									
2	1	2:34.221	52.291	47.676	54.254	172.2	5:16.095									
3	1	2:36.240	52.455	48.829	54.956	175.9	7:52.335									
4	1	2:37.809	53.201	49.675	54.933	178.5	10:30.144									
5	1	2:33.534	52.771	47.401	53.362	178.2	13:03.678									
6	1	2:32.756	52.499	46.661	53.596	176.2	15:36.434									
7	1	2:30.980	51.426	46.156	53.398	175.6	18:07.414									
8	1	2:30.476	50.921	46.347	53.208	175.6	20:37.890									
9	1	2:30.470	50.975	46.385	53.110	175.3	23:08.360									
10	1	2:31.034	51.168	46.664	53.202	176.5	25:39.394									
11	1	2:30.862	51.347	46.401	53.114	175.9	28:10.256									
12	1	2:30.495	50.955	46.690	52.850	178.5	30:40.751									
13	1	2:29.669	50.767	46.077	52.825	178.2	33:10.420									
14	1	4:54.764 B	51.416	46.298	3:17.050	185.6	38:05.184									
15	1	2:41.827	59.520	48.225	54.082	123.6	40:47.011									
16	1	2:30.731	51.190	46.289	53.252	177.3	43:17.742									
17	1	2:31.568	51.306	46.957	53.305	179.4	45:49.310									
18	1	2:33.571	51.940	48.552	53.079	179.4	48:22.881									
19	1	2:33.690	52.034	48.318	53.338	179.7	50:56.571									
20	1	2:33.576	51.616	48.869	53.091	178.5	53:30.147									
21	1	2:31.855	51.175	47.346	53.334	177.0	56:02.002									
22	1	2:32.925	51.364	47.801	53.760	180.3	58:34.927									
23	1	2:33.661	51.744	48.238	53.679	181.2	1:01:08.588									
24	1	2:31.884	51.455	46.737	53.692	179.4	1:03:40.472									
25	1	2:32.349	51.783	47.220	53.346	179.1	1:06:12.821									
26	1	2:30.700	51.209	46.314	53.177	181.2	1:08:43.521									
27	1	2:30.564	51.313	46.108	53.143	180.6	1:11:14.085									
28	1	2:30.397	51.253	46.084	53.060	180.3	1:13:44.482									







# FIFTIES LEGENDS MUGELLO CLASSIC RACE

## Sector Analysis

■ Personal Best ■ Session Best B Crossing the finish line in pit lane

Lap	D	Time	Sector 1	Sector 2	Sector 3	T. Spd	Elapsed
29	1	2:30.228	50.797	46.060	53.371	180.9	1:16:14.710
30	1	<b>2:29.623</b>	50.785	<b>45.544</b>	53.294	179.7	1:18:44.333
31	1	2:30.760	50.837	46.195	53.728	179.1	1:21:15.093

92 Lister Knobby Chevrolet 1959 1. Wolf ZWEIFLER SP4							
Lap	D	Time	Sector 1	Sector 2	Sector 3	T. Spd	Elapsed
1	1	2:49.193	1:04.515	51.268	53.410		2:49.193
2	1	2:37.588	55.294	50.031	52.263	180.6	5:26.781
3	1	2:33.619	52.930	48.823	51.866	190.5	8:00.400
4	1	2:38.193	53.401	52.018	52.774	207.3	10:38.593
5	1	2:35.288	53.391	49.960	51.937	202.2	13:13.881
6	1	2:32.735	51.955	49.073	51.707	213.4	15:46.616
7	1	2:32.119	51.707	49.007	51.405	214.7	18:18.735
8	1	2:31.249	51.580	48.658	51.011	216.4	20:49.984
9	1	2:33.119	51.793	48.978	52.348	208.1	23:23.103
10	1	2:36.690	52.594	50.953	53.143	212.6	25:59.793
11	1	2:36.614	53.183	51.530	51.901	193.2	28:36.407
12	1	2:33.783	51.791	50.441	51.551	216.0	31:10.190
13	1	2:33.299	53.245	48.730	51.324	216.0	33:43.489
14	1	2:32.832	53.102	48.345	51.385	213.4	36:16.321
15	1	2:33.523	52.405	49.588	51.530	210.1	38:49.844
16	1	2:33.125	51.503	49.247	52.375	216.9	41:22.969
17	1	4:55.829 B	52.191	49.185	3:14.453	213.0	46:18.798
18	1	2:47.968	1:04.525	50.157	53.286	123.1	49:06.766
19	1	2:37.395	52.959	49.885	54.551	193.9	51:44.161
20	1	2:40.053	53.825	53.007	53.221	213.4	54:24.214
21	1	2:35.424	52.591	50.794	52.039	210.9	56:59.638
22	1	2:35.019	53.745	49.439	51.835	201.9	59:34.657
23	1	2:33.298	52.762	48.783	51.753	202.2	1:02:07.955
24	1	2:32.437	51.587	49.471	51.379	213.0	1:04:40.392
25	1	2:31.341	51.559	48.717	51.065	220.0	1:07:11.733
26	1	2:32.597	53.029	<b>48.233</b>	51.335	170.6	1:09:44.330
27	1	2:32.265	52.175	48.732	51.358	177.3	1:12:16.595
28	1	2:34.443	53.303	50.370	<b>50.770</b>	201.9	1:14:51.038
29	1	<b>2:30.875</b>	<b>51.346</b>	48.331	51.198	207.7	1:17:21.913

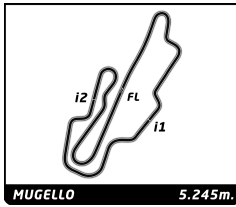
94 Jaguar E-Type 3.8 1961 1. Georges VERQUIN GT4							
Lap	D	Time	Sector 1	Sector 2	Sector 3	T. Spd	Elapsed
1	1	2:46.940	1:02.695	49.863	54.382		2:46.940
2	1	2:32.679	50.990	48.127	53.562	199.3	5:19.619
3	1	2:32.927	50.976	48.783	53.168	208.1	7:52.546
4	1	2:37.534	52.733	49.446	55.355	180.6	10:30.080
5	1	2:32.027	52.273	47.423	52.331	187.5	13:02.107
6	1	<b>2:29.571</b>	50.408	<b>47.162</b>	52.001	210.1	15:31.678
7	1	2:31.081	50.815	47.774	52.492	194.2	18:02.759
8	1	2:30.045	<b>49.646</b>	47.790	52.609	208.5	20:32.804
9	1	2:29.941	49.731	47.783	52.427	210.5	23:02.745
10	1	2:30.347	50.485	47.920	<b>51.942</b>	206.9	25:33.092
11	1	2:31.709	50.600	48.071	53.038	209.3	28:04.801
12	1	2:30.967	49.890	47.369	53.708	206.5	30:35.768
13	1	2:32.848	52.054	47.804	52.990	202.2	33:08.616
14	1	2:32.806	50.064	49.083	53.659	213.4	35:41.422
15	1	2:31.839	50.754	48.235	52.850	210.1	38:13.261
16	1	4:49.653 B	51.180	48.424	3:10.049	204.5	43:02.914
17	1	2:46.500	1:03.537	49.385	53.578	110.5	45:49.414
18	1	2:33.724	51.493	49.844	52.387	198.9	48:23.138
19	1	2:33.407	51.319	48.300	53.788	204.5	50:56.545

Lap	D	Time	Sector 1	Sector 2	Sector 3	T. Spd	Elapsed
20	1	2:32.789	50.725	49.204	52.860	212.6	53:29.334
21	1	2:32.459	50.878	47.995	53.586	210.9	56:01.793
22	1	2:31.986	50.273	48.797	52.916	210.1	58:33.779
23	1	2:32.835	50.845	49.544	52.446	209.7	1:01:06.614
24	1	2:32.006	50.937	48.565	52.504	211.4	1:03:38.620
25	1	2:37.888	51.308	54.033	52.547	209.7	1:06:16.508
26	1	2:30.420	50.185	47.741	52.494	212.6	1:08:46.928
27	1	2:32.103	50.217	49.199	52.687	210.9	1:11:19.031
28	1	2:31.287	50.267	48.572	52.448	213.0	1:13:50.318
29	1	2:31.607	50.559	48.035	53.013	212.2	1:16:21.925
30	1	2:34.586	50.897	49.328	54.361	211.8	1:18:56.511
31	1	2:38.068	52.118	50.630	55.320	198.2	1:21:34.579

98 Austin Mini Cooper S 1275 1964 1. Philippe LECARDONNEL GT1							
Lap	D	Time	Sector 1	Sector 2	Sector 3	T. Spd	Elapsed
1	1	3:11.597	1:12.892	56.467	1:02.238		3:11.597
2	1	2:56.539	59.316	55.774	1:01.449	158.6	6:08.136
3	1	2:54.392	58.607	55.445	1:00.340	157.9	9:02.528
4	1	2:49.555	57.205	53.872	58.478	159.8	11:52.083
5	1	2:48.924	56.967	52.435	59.522	162.7	14:41.007
6	1	2:48.086	56.913	53.249	57.924	163.1	17:29.093
7	1	2:48.660	56.231	51.960	1:00.469	162.7	20:17.753
8	1	2:51.768	56.269	55.920	59.579	165.6	23:09.521
9	1	2:47.325	55.811	52.678	58.836	171.4	25:56.846
10	1	2:48.263	57.027	53.052	58.184	166.4	28:45.109
11	1	2:46.722	56.393	51.806	58.523	163.6	31:31.831
12	1	2:47.423	57.662	51.615	58.146	162.9	34:19.254
13	1	2:46.838	56.855	51.936	58.047	158.8	37:06.092
14	1	5:16.328 B	55.922	52.074	3:28.332	170.6	42:22.420
15	1	2:59.481	1:10.719	51.235	57.527	98.5	45:21.901
16	1	2:45.189	55.907	51.919	57.363	169.0	48:07.090
17	1	2:44.818	56.127	51.628	57.063	166.4	50:51.908
18	1	2:48.340	57.338	52.025	58.977	166.9	53:40.248
19	1	2:45.050	56.074	50.924	58.052	171.7	56:25.298
20	1	2:44.248	55.617	51.680	56.951	172.0	59:09.546
21	1	2:43.137	55.751	50.456	56.930	171.7	1:01:52.683
22	1	2:42.808	55.500	50.613	56.695	172.0	1:04:35.491
23	1	2:45.903	57.774	51.053	57.076	172.5	1:07:21.394
24	1	2:41.681	55.598	49.665	56.418	172.8	1:10:03.075
25	1	<b>2:40.417</b>	<b>54.562</b>	49.445	<b>56.410</b>	172.8	1:12:43.492
26	1	2:43.217	55.420	50.691	57.106	173.4	1:15:26.709
27	1	2:41.760	56.004	<b>49.325</b>	56.431	170.6	1:18:08.469
28	1	3:36.216	1:38.707	56.349	1:01.160	170.6	1:21:44.685

100 Austin-Healey 3000 Mk II 1962 1. Sébastien BERCHON GT4							
Lap	D	Time	Sector 1	Sector 2	Sector 3	T. Spd	Elapsed
1	1	2:33.598	55.497	46.625	<b>51.476</b>		2:33.598
2	1	2:28.699	<b>49.893</b>	46.278	52.528	197.4	5:02.297
3	1	2:28.677	50.478	46.286	51.913	195.3	7:30.974
4	1	2:29.509	50.191	46.404	52.914	196.7	10:00.483
5	1	2:29.906	49.965	46.758	53.183	197.4	12:30.389
6	1	2:29.949	50.780	46.456	52.713	197.1	15:00.338
7	1	2:28.995	50.525	45.999	52.471	197.1	17:29.333
8	1	2:30.263	51.145	46.303	52.815	192.9	19:59.596
9	1	2:30.717	51.320	46.005	53.392	172.8	22:30.313
10	1	2:30.432	51.721	46.180	52.531	169.5	25:00.745
11	1	2:31.246	51.530	46.648	53.068	165.1	27:31.991





# FIFTIES LEGENDS MUGELLO CLASSIC RACE

## Sector Analysis

Personal Best Session Best B Crossing the finish line in pit lane

Lap	D	Time	Sector 1	Sector 2	Sector 3	T. Spd	Elapsed
12	1	2:30.470	51.778	46.208	52.484	170.6	30:02.461
13	1	5:22.347 B	51.454	46.426	3:44.467	162.2	35:24.808
14	1	2:41.469	1:02.834	46.271	52.364	114.6	38:06.277
15	1	2:35.125	55.750	45.948	53.427	197.8	40:41.402
16	1	<b>2:28.623</b>	50.792	<b>45.901</b>	51.930	199.3	43:10.025

111 Morris Mini Cooper S 1275 1965 1. Dominique JOUVIN GT1							
1	1	2:48.910	1:02.370	49.758	56.782		2:48.910
2	1	2:39.460	54.113	50.274	55.073	175.3	5:28.370
3	1	2:38.471	53.950	49.775	54.746	178.5	8:06.841
4	1	2:37.804	52.723	48.957	56.124	177.0	10:44.645
5	1	2:35.927	53.226	47.521	55.180	173.1	13:20.572
6	1	2:34.759	52.758	47.026	54.975	172.0	15:55.331
7	1	2:34.935	53.010	47.217	54.708	172.2	18:30.266
8	1	2:34.765	52.567	47.004	55.194	172.5	21:05.031
9	1	2:34.965	52.594	47.972	54.399	172.8	23:39.996
10	1	2:33.558	52.358	46.694	54.506	174.2	26:13.554
11	1	2:32.750	51.930	46.659	54.161	174.5	28:46.304
12	1	2:32.525	51.854	46.393	54.278	179.1	31:18.829
13	1	5:00.827 B	52.308	46.697	3:21.822	175.9	36:19.656
14	1	2:45.271	1:03.740	46.916	54.615	117.9	39:04.927
15	1	2:34.340	52.240	47.640	54.460	174.8	41:39.267
16	1	2:32.706	52.216	<b>46.385</b>	54.105	177.0	44:11.973
17	1	2:33.313	52.296	46.425	54.592	175.6	46:45.286
18	1	2:32.630	51.764	46.609	54.257	176.8	49:17.916
19	1	2:33.876	51.419	47.419	55.038	178.2	51:51.792
20	1	2:35.060	52.332	47.339	55.389	177.6	54:26.852
21	1	2:32.265	<b>51.327</b>	47.461	<b>53.477</b>	178.8	56:59.117
22	1	2:32.380	51.872	46.546	53.962	178.8	59:31.497
23	1	2:33.363	51.854	47.200	54.309	180.0	1:02:04.860
24	1	<b>2:31.692</b>	51.462	46.426	53.804	179.1	1:04:36.552
25	1	2:33.923	52.037	48.023	53.863	180.6	1:07:10.475
26	1	2:32.477	51.657	46.933	53.887	180.3	1:09:42.952
27	1	2:33.526	51.419	48.054	54.053	178.5	1:12:16.478
28	1	2:35.849	53.880	48.238	53.731	180.0	1:14:52.327
29	1	2:33.278	51.833	47.357	54.088	178.8	1:17:25.605
30	1	2:32.454	51.831	46.733	53.890	177.6	1:19:58.059
31	1	2:34.323	51.583	46.679	56.061	176.2	1:22:32.382

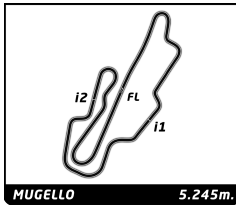
114 MG B 1963 1. Cédric TERNOIS GT2							
1	1	2:56.188	1:06.746	52.353	57.089		2:56.188
2	1	2:42.076	54.528	51.053	56.495	176.2	5:38.264
3	1	2:40.336	55.498	49.162	55.676	174.8	8:18.600
4	1	2:38.443	53.465	49.138	55.840	178.2	10:57.043
5	1	2:36.951	52.856	48.859	55.236	176.5	13:33.994
6	1	2:38.881	52.885	48.833	57.163	178.8	16:12.875
7	1	2:37.826	53.037	48.822	55.967	176.8	18:50.701
8	1	2:39.892	54.135	50.065	55.692	176.8	21:30.593
9	1	2:40.566	54.473	50.404	55.689	179.7	24:11.159
10	1	2:39.776	53.862	50.511	55.403	179.7	26:50.935
11	1	2:38.143	53.102	50.057	54.984	180.9	29:29.078
12	1	2:38.597	53.689	49.348	55.560	181.8	32:07.675
13	1	2:37.479	52.754	48.544	56.181	179.1	34:45.154
14	1	5:26.662 B	53.670	49.137	3:43.855	177.9	40:11.816
15	1	2:49.404	1:04.014	49.421	55.969	115.1	43:01.220

Lap	D	Time	Sector 1	Sector 2	Sector 3	T. Spd	Elapsed
16	1	2:37.902	53.925	48.783	55.194	181.5	45:39.122
17	1	2:39.481	52.556	50.805	56.120	178.5	48:18.603
18	1	2:43.210	57.827	50.148	55.235	175.0	51:01.813
19	1	2:38.499	52.664	48.757	57.078	179.1	53:40.312
20	1	2:36.407	52.981	<b>47.965</b>	55.461	180.0	56:16.719
21	1	2:35.963	52.922	48.459	54.582	181.8	58:52.682
22	1	2:37.084	53.059	49.550	54.475	180.0	1:01:29.766
23	1	<b>2:34.494</b>	<b>52.125</b>	48.047	<b>54.322</b>	180.0	1:04:04.260
24	1	2:35.492	52.292	48.297	54.903	179.4	1:06:39.752
25	1	2:35.756	52.610	48.284	54.862	177.6	1:09:15.508
26	1	2:36.579	53.087	48.589	54.903	177.3	1:11:52.087
27	1	2:39.375	53.266	50.655	55.454	178.5	1:14:31.462
28	1	2:36.571	53.175	48.236	55.160	176.2	1:17:08.033
29	1	2:36.912	53.312	48.627	54.973	176.2	1:19:44.945
30	1	2:38.041	53.139	49.059	55.843	175.9	1:22:22.986

250 Lotus XI 1100 1958 1. Sandy WATSON SP1 2. Andrew KIRKCALDY							
1	2	3:00.697	1:20.414	47.576	52.707	108.5	3:00.697
2	2	2:29.541	50.704	46.844	51.993	177.0	5:30.238
3	2	2:29.526	50.862	45.390	53.274	181.8	7:59.764
4	2	2:28.530	50.540	45.083	52.907	177.9	10:28.294
5	2	2:27.618	49.646	45.789	52.183	183.7	12:55.912
6	2	2:26.270	49.893	44.339	52.038	176.5	15:22.182
7	2	2:26.309	49.756	44.398	52.155	177.6	17:48.491
8	2	2:25.613	49.345	44.034	52.234	174.8	20:14.104
9	2	2:25.933	49.363	44.204	52.366	180.6	22:40.037
10	2	2:25.420	49.579	44.009	51.832	178.8	25:05.457
11	2	2:26.330	49.206	44.609	52.515	180.3	27:31.787
12	2	2:22.686	48.973	43.278	50.435	180.3	29:54.473
13	2	2:23.237	48.494	44.209	50.534	193.5	32:17.710
14	2	2:22.637	<b>48.271</b>	43.516	50.850	194.2	34:40.347
15	2	2:23.127	48.609	43.922	50.596	194.9	37:03.474
16	2	4:43.374 B	48.728	43.734	3:10.912	194.2	41:46.848
17	2	2:33.835	59.337	43.727	50.771	121.6	44:20.683
18	2	2:22.319	48.652	43.335	50.332	193.9	46:43.002
19	2	2:22.838	48.437	43.422	50.979	196.0	49:05.840
20	2	2:23.011	48.667	43.430	50.914	193.5	51:28.851
21	2	2:23.164	48.853	43.396	50.915	191.5	53:52.015
22	2	2:23.267	48.642	43.910	50.715	193.5	56:15.282
23	2	<b>2:21.579</b>	48.430	<b>43.081</b>	<b>50.068</b>	195.7	58:36.861
24	2	2:25.777	48.322	46.195	51.260	196.0	1:01:02.638
25	2	2:28.942	48.715	44.159	56.068	193.9	1:03:31.580
26	2	2:25.468	49.106	44.851	51.511	193.5	1:05:57.048
27	2	2:27.673	50.250	45.279	52.144	192.9	1:08:24.721
28	2	2:26.775	50.508	44.795	51.472	191.8	1:10:51.496
29	2	2:25.857	49.433	44.397	52.027	197.4	1:13:17.353
30	2	2:26.826	49.942	45.117	51.767	192.5	1:15:44.179
31	2	2:27.916	49.903	45.613	52.400	191.2	1:18:12.095
32	2	2:32.279	54.416	45.249	52.614	180.0	1:20:44.374

344 MG B 1964 1. Bart BLOMMAERT GT2 2. Rikkert LEEMAN							
1	1	2:56.542	1:08.141	52.411	55.990		2:56.542
2	1	2:41.727	54.695	50.987	56.045	177.9	5:38.269
3	1	2:37.952	54.224	48.290	<b>55.438</b>	177.6	8:16.221
4	1	<b>2:37.151</b>	53.567	<b>48.028</b>	55.556	175.6	10:53.372





**FIFTIES LEGENDS**  
**MUGELLO CLASSIC**  
**RACE**

**Sector Analysis**

■ Personal Best   ■ Session Best   **B** Crossing the finish line in pit lane

Lap	D	Time	Sector 1	Sector 2	Sector 3	T. Spd	Elapsed	Lap	D	Time	Sector 1	Sector 2	Sector 3	T. Spd	Elapsed
5	1	2:38.882	<b>53.251</b>	49.795	55.836	177.0	13:32.254								
6	1	12:53.547 <b>B</b>	53.420	49.582	...	175.6	26:25.801								