

# ENDURANCE RACING LEGENDS

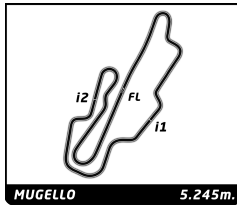
## MUGELLO CLASSIC

### RACE 2

### Sector Analysis

■ Personal Best ■ Session Best B Crossing the finish line in pit lane

Lap	D	Time	Sector 1	Sector 2	Sector 3	T. Spd	Elapsed	Lap	D	Time	Sector 1	Sector 2	Sector 3	T. Spd	Elapsed	
<b>8</b>		Porsche 993 GT2 Evo 1999					GT2A					1.Peter FAIRBAIRN				
1	1	2:32.185	1:00.519	43.584	48.082		2:32.185	16	1	1:47.925	37.133	32.404	38.388	275.5	32:41.910	
2	1	2:15.164	45.390	42.371	47.403	225.5	4:47.349	17	1	2:20.143	37.566	37.149	1:05.428	275.5	35:02.053	
3	1	2:17.584	46.474	43.562	47.548	228.3	7:04.933	18	1	3:43.702	1:19.181	1:11.245	1:13.276	79.4	38:45.755	
4	1	2:17.273	46.132	43.360	47.781	232.3	9:22.206	19	1	1:48.963	38.382	33.098	37.483	262.1	40:34.718	
5	1	2:47.312	45.097	51.353	1:10.862	232.3	12:09.518									
6	1	3:08.403	1:12.726	1:07.158	48.519	87.0	15:17.921									
7	1	2:13.945	45.302	41.612	47.031	225.9	17:31.866									
8	1	2:35.409	B 45.185	42.032	1:08.192	234.8	20:07.275									
9	1	3:15.917	1:46.954	41.772	47.191	131.5	23:23.192									
10	1	2:12.124	44.979	41.104	46.041	227.8	25:35.316									
11	1	2:12.391		44.438	41.410	46.543	231.3	27:47.707								
12	1	2:11.628		44.577	40.964	46.087	234.8	29:59.335								
13	1	2:12.975	44.511	42.695	45.769	232.8	32:12.310									
14	1	2:22.656	44.496	45.875	52.285	232.8	34:34.966									
15	1	3:25.252	1:04.553	1:02.262	1:18.437	131.7	38:00.218									
16	1	2:31.319	1:03.931	41.622	45.766	84.9	40:31.537									
17	1	2:16.673	45.377	43.056	48.240	228.8	42:48.210									
<b>12</b>		Porsche 993 GT2 1996					GT2A					1.Henrique GEMPERLE				
												2.Marc de SIEBENTHAL				
1	1	2:34.697	1:02.360	44.223	48.114		2:34.697	1	1	2:03.796	47.528	35.325	40.943		2:03.796	
2	1	2:18.577	47.452	43.782	47.343	243.2	4:53.274	2	1	1:53.003	38.627	35.127	39.249	266.0	3:56.799	
3	1	2:14.893	45.041	42.376	47.476	241.1	7:08.167	3	1	1:55.168	38.382	37.590	39.196	265.4	5:51.967	
4	1	2:19.702	46.125	46.296	47.281	233.8	9:27.869	4	1	1:55.394	39.177	35.983	40.234	265.4	7:47.361	
5	1	3:02.505	45.043	58.873	1:18.589	247.1	12:30.374	5	1	1:53.125	38.446	36.136	38.543	267.3	9:40.486	
6	1	3:01.233	1:13.329	1:00.823	47.081	79.9	15:31.607	6	1	2:59.754	40.760	1:01.610	1:17.384	268.7	12:40.240	
7	1	2:14.125	44.781	42.360	46.984	246.0	17:45.732	7	1	2:48.424	1:11.186	55.888	41.350	88.2	15:28.664	
8	1	2:14.187	44.755	42.468	46.964	246.6	19:59.919	8	1	1:56.125	40.646	35.822	39.657	268.0	17:24.789	
9	1	3:34.259	B 44.312	42.851	2:07.096	247.1	23:34.178	9	1	3:19.141	B 38.757	36.341	2:04.043	266.0	20:43.930	
10	1	2:23.872	54.584	42.785	46.503	150.6	25:58.050	10	1	2:03.999	50.494	34.926	38.579	173.6	22:47.929	
11	1	2:11.961		43.982	41.575	46.404	247.7	28:10.011	11	1	1:51.925	38.330	35.237	38.358	268.7	24:39.854
12	1	2:11.500	44.178	41.253	46.069	248.8	30:21.511	12	1	1:56.542	40.629	36.964	38.949	271.4	26:36.396	
13	1	2:13.323	44.607	42.405	46.311	248.3	32:34.834	13	1	1:54.042	38.455	36.462	39.125	269.3	28:30.438	
14	1	2:46.494	44.155	46.950	1:15.389	244.9	35:21.328	14	1	1:54.037	38.794	36.931	38.312	268.7	30:24.475	
15	1	3:35.480	1:14.654	1:11.635	1:09.191	85.4	38:56.808	15	1	1:53.244	39.626	35.120	38.498	270.0	32:17.719	
16	1	2:14.502	44.215	43.013	47.274	247.7	41:11.310	16	1	2:05.850	39.014	42.208	44.628	269.3	34:23.569	
<b>16</b>		MG EX264 2004					LMP1B					1.Christian GLÄSEL				
1	1	1:54.351	43.460	33.404	37.487		1:54.351	1	1	1:55.143	43.748	33.849	37.546		1:55.143	
2	1	1:46.896	37.004	32.726	37.166	268.7	3:41.247	2	1	1:47.273	37.019	32.778	37.476	272.0	3:42.416	
3	1	1:47.634	37.572	32.685	37.377	270.7	5:28.881	3	1	1:48.662	37.453	33.383	37.826	273.4	5:31.078	
4	1	1:47.052	36.975	32.663	37.414	269.3	7:15.933	4	1	1:47.717	37.223	33.034	37.460	270.7	7:18.795	
5	1	1:54.008	39.156	36.991	37.861	272.0	9:09.941	5	1	1:51.567	38.244	35.273	38.050	276.2	9:10.362	
6	1	2:35.168	37.404	33.203	1:24.561	269.3	11:45.109	6	1	2:35.396	37.521	33.046	1:24.829	274.8	11:45.758	
7	1	3:15.172	1:19.892	1:11.020	44.260	81.5	15:00.281									
8	1	1:46.995	36.928	32.608	37.459	272.7	16:47.276									
9	1	3:15.572	B 38.274	34.455	2:02.843	273.4	20:02.848									
10	1	1:56.656	46.130	33.584	36.942	190.8	21:59.504									
11	1	1:47.586	36.416	33.178	37.992	273.4	23:47.090									
12	1	1:46.859	36.765	33.049	37.045	273.4	25:33.949									
13	1	1:46.458	36.475	32.183	37.800	273.4	27:20.407									
14	1	1:45.299	36.606	31.989	36.704	272.7	29:05.706									
15	1	1:48.279	37.564	32.606	38.109	276.2	30:53.985									
<b>34</b>		Courage C60 2005					LMP1B					1.David HART				
1	1	1:55.143	43.748	33.849	37.546		1:55.143									
2	1	1:47.273	37.019	32.778	37.476	272.0	3:42.416									
3	1	1:48.662	37.453	33.383	37.826	273.4	5:31.078									
4	1	1:47.717	37.223	33.034	37.460	270.7	7:18.795									
5	1	1:51.567	38.244	35.273	38.050	276.2	9:10.362									
6	1	2:35.396	37.521	33.046	1:24.829	274.8	11:45.758									



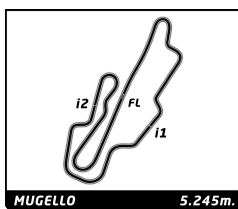
# ENDURANCE RACING LEGENDS

## MUGELLO CLASSIC

### RACE 2

### Sector Analysis

								<span style="color: green;">■</span> Personal Best <span style="color: purple;">■</span> Session Best <span style="color: blue;">■</span> Crossing the finish line in pit lane							
Lap	D	Time	Sector 1	Sector 2	Sector 3	T. Spd	Elapsed	Lap	D	Time	Sector 1	Sector 2	Sector 3	T. Spd	Elapsed
<b>35</b> Porsche 993 GT2 Evo 1999															
1. Paul MCLEAN GT2A															
1	1	2:19.165	54.132	41.606	43.427		2:19.165								
2	1	2:05.613	42.338	39.953	43.322	251.7	4:24.778								
3	1	2:04.273	42.397	39.204	42.672	254.1	6:29.051								
4	1	2:04.618	42.007	39.716	42.895	258.4	8:33.669								
5	1	2:22.114	42.065	39.433	1:00.616	260.2	10:55.783								
6	1	3:37.336	1:13.157	1:07.495	1:16.684	85.4	14:33.119								
7	1	2:06.523	43.588	39.465	43.470	236.3	16:39.642								
8	1	3:15.843	41.441	40.025	1:54.377	258.4	19:55.485								
9	1	2:25.172	1:02.284	39.578	43.310	171.7	22:20.657								
10	1	2:04.486	41.920	39.598	42.968	261.5	24:25.143								
11	1	2:04.134	41.491	40.067	42.576	257.8	26:29.277								
12	1	2:06.678	41.641	41.102	43.935	262.1	28:35.955								
13	1	2:02.655	41.606	38.746	42.303	262.8	30:38.610								
14	1	2:04.535	41.683	39.518	43.334	264.7	32:43.145								
15	1	2:37.313	40.922	41.902	1:14.489	259.6	35:20.458								
16	1	3:35.002	1:14.606	1:11.664	1:08.732	87.9	38:55.460								
17	1	2:04.709	41.662	39.696	43.351	254.7	41:00.169								
<b>39</b> Lola B05/40 2005															
1. Lionel BOCH LMP2B															
1	1	2:34.108	1:03.506	43.388	47.214		2:34.108								
2	1	2:13.829	47.607	41.600	44.622	234.8	4:47.937								
3	1	2:12.482	46.422	41.435	44.625	215.1	7:00.419								
4	1	2:08.505	44.129	40.005	44.371	241.6	9:08.924								
5	1	2:44.328	45.041	46.337	1:12.950	228.8	11:53.252								
6	1	3:19.512	1:19.924	1:09.731	49.857	63.8	15:12.764								
7	1	2:12.471	45.729	41.098	45.644	232.8	17:25.235								
8	1	3:44.255	44.991	41.017	2:18.247	230.8	21:09.490								
9	1	2:22.029	55.887	40.853	45.289	144.6	23:31.519								
10	1	2:11.065	44.662	41.419	44.984	248.3	25:42.584								
11	1	2:08.241	44.195	40.915	43.131	250.0	27:50.825								
12	1	2:07.734	43.401	39.458	44.875	251.7	29:58.559								
13	1	2:05.785	43.296	39.479	43.010	257.1	32:04.344								
14	1	2:07.090	43.778	39.266	44.046	242.2	34:11.434								
15	1	3:31.300	1:00.007	1:08.508	1:22.785	133.2	37:42.734								
16	1	2:37.012	1:09.591	42.840	44.581	83.3	40:19.746								
17	1	2:11.463	44.343	41.230	45.890	242.2	42:31.209								
<b>41</b> Ford GT (001 PT GT1) 2010															
1. Kriton LENDOUDIS GT1B															
1	1	2:07.069	49.323	36.979	40.767		2:07.069								
2	1	1:57.369	40.146	35.956	41.267	255.9	4:04.438								
3	1	1:58.289	40.407	36.508	41.374	253.5	6:02.727								
4	1	1:56.927	40.032	36.030	40.865	253.5	7:59.654								
5	1	1:56.557	39.715	36.014	40.828	254.7	9:56.211								
6	1	3:26.193	53.177	1:09.010	1:24.006	254.7	13:22.404								
7	1	2:29.424	1:12.791	36.233	40.400	77.7	15:51.828								
8	1	1:56.979	40.057	35.682	41.240	255.3	17:48.807								
9	1	1:57.776	40.559	36.466	40.751	255.9	19:46.583								
10	1	3:18.638	40.532	37.185	2:00.921	252.9	23:05.221								
11	1	2:05.128	47.134	37.516	40.478	179.4	25:10.349								
12	1	1:56.739	39.678	36.586	40.475	255.3	27:07.088								
13	1	1:56.085	39.700	35.971	40.414	256.5	29:03.173								
14	1	1:57.195	40.652	36.070	40.473	257.1	31:00.368								
15	1	1:57.512	40.804	36.319	40.389	260.2	32:57.880								
16	1	2:41.805	39.068	39.125	1:23.612	257.8	35:39.685								
17	1	3:22.786	1:16.528	1:10.438	55.820	81.1	39:02.471								
18	1	1:56.594	40.089	36.119	40.386	257.1	40:59.065								
<b>53</b> Aston Martin DBR9 2006															
1. Richard MEINS GT1B															
1	1	2:09.672	49.165	38.994	41.513		2:09.672								
2	1	1:57.568	40.495	36.502	40.571	266.7	4:07.240								
3	1	1:57.979	40.686	36.196	41.097	262.8	6:05.219								
4	1	1:56.771	40.270	36.525	39.976	262.8	8:01.990								
5	1	1:56.258	39.656	36.544	40.058	266.7	9:58.248								
6	1	3:27.255	54.544	1:08.709	1:24.002	268.0	13:25.503								
7	1	2:28.734	1:11.493	36.819	40.422	83.7	15:54.237								
8	1	1:55.753	39.974	35.764	40.015	266.0	17:49.990								
9	1	1:56.638	40.514	35.797	40.327	266.0	19:46.628								
10	1	3:19.859	40.211	36.410	2:03.238	265.4	23:06.487								
11	1	2:05.973	48.556	36.319	41.098	185.6	25:12.460								
12	1	1:55.517	39.856	35.972	39.689	268.7	27:07.977								
13	1	1:55.399	39.589	35.765	40.045	269.3	29:03.376								
<b>37</b> Courage C65 2005															
1. Harvey STANLEY LMP2B															
2. James LITTLEJOHN															
1	1	1:57.638	44.914	34.014	38.710		1:57.638								
2	1	1:49.028	37.400	33.414	38.214	261.5	3:46.666								
3	1	1:49.021	37.891	33.061	38.069	260.9	5:35.687								
4	1	1:47.153	36.907	32.499	37.747	260.9	7:22.840								
5	1	1:49.596	37.140	34.122	38.334	265.4	9:12.436								
6	1	2:34.205	37.859	33.289	1:23.057	264.7	11:46.641								
7	1	3:14.601	1:19.996	1:10.390	44.215	75.2	15:01.242								
8	1	1:49.053	37.342	33.452	38.259	266.7	16:50.295								
9	1	1:48.532	36.965	33.867	37.700	262.8	18:38.827								
10	1	1:47.372	36.971	32.655	37.746	262.8	20:26.199								
11	1	3:40.428	37.080	33.490	2:29.858	263.4	24:06.627								
12	2	1:55.648	45.154	32.891	37.603	188.8	26:02.275								
13	2	1:47.373	37.170	32.913	37.290	264.1	27:49.648								
14	2	1:47.821	37.610	32.782	37.429	266.7	29:37.469								
15	2	1:47.201	36.907	33.235	37.059	265.4	31:24.670								
16	2	1:45.937	36.665	32.255	37.017	264.7	33:10.607								
17	2	2:36.761	36.874	40.437	1:19.450	267.3	35:47.368								
18	2	3:17.470	1:14.394	1:10.391	52.685	93.9	39:04.838								
19	2	1:48.912	38.077	33.977	36.858	265.4	40:53.750								



# ENDURANCE RACING LEGENDS

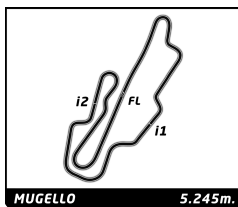
## MUGELLO CLASSIC

### RACE 2

### Sector Analysis

Personal Best Session Best B Crossing the finish line in pit lane

Lap	D	Time	Sector 1	Sector 2	Sector 3	T. Spd	Elapsed	Lap	D	Time	Sector 1	Sector 2	Sector 3	T. Spd	Elapsed	
14	1	1:55.707	39.855	35.915	39.937	270.0	30:59.083	2	1	2:08.800	44.495	40.049	44.256	244.3	4:27.577	
15	1	1:56.890	39.976	36.539	40.375	268.7	32:55.973	3	1	2:05.995	42.414	40.121	43.460	244.3	6:33.572	
16	1	2:44.677	<b>39.585</b>	41.995	1:23.097	268.0	35:40.650	4	1	2:08.826	44.361	41.236	43.229	246.6	8:42.398	
17	1	3:22.437	1:16.896	1:10.653	54.888	80.8	39:03.087	5	1	2:31.451	41.518	39.275	1:10.658	250.6	11:13.849	
18	1	1:59.575	41.571	37.463	40.541	267.3	41:02.662	6	1	3:24.995	1:13.054	1:07.633	1:04.308	91.3	14:38.844	
<b>59</b> Porsche 993 GT2 Evo 1999 GT2A 1. Rémi TERRAIL 2. Jürg AEBERHARD								<b>76</b> Porsche 996 GT3-RSR 2005 GT2C 1. Jean-Lou RIHON 2. Nick PADMORE								
1	2	2:12.299	50.952	39.121	42.226		2:12.299	1	1	2:16.824	52.831	39.952	44.041		2:16.824	
2	2	1:58.247	40.232	37.118	40.897	254.7	4:10.546	2	1	2:08.744	43.687	40.425	44.632	232.8	4:25.568	
3	2	1:56.710	39.994	36.141	40.575	254.1	6:07.256	3	1	2:07.440	43.633	40.422	43.385	246.6	6:33.008	
4	2	1:56.760	39.926	35.888	40.946	255.3	8:04.016	4	1	2:07.220	42.988	40.148	44.084	245.5	8:40.228	
5	2	1:56.040	39.678	36.386	39.976	252.9	10:00.056	5	1	2:31.696	42.114	40.445	1:09.137	251.2	11:11.924	
6	2	3:33.401	57.960	1:10.885	1:24.556	251.7	13:33.457	6	1	3:26.715	1:14.275	1:07.670	1:04.770	87.0	14:38.639	
7	2	2:23.926	1:07.923	35.737	40.266	78.3	15:57.383	7	1	2:05.350	43.226	39.126	42.998	249.4	16:43.989	
8	2	1:55.215	39.367	35.696	40.152	254.1	17:52.598	8	1	2:06.075	42.967	39.755	43.353	252.9	18:50.064	
9	2	1:56.117	39.990	35.975	40.152	252.9	19:48.715	9	1	3:32.310	42.351	39.102	2:10.857	252.9	22:22.374	
10	2	1:57.209	<b>39.198</b>	36.614	41.397	255.9	21:45.924	10	1	2:15.043	52.378	39.358	43.307	155.2	24:37.417	
11	2	3:46.730	B	39.484	35.721	2:31.525	254.1	25:32.654	11	1	2:07.706	43.205	41.256	43.245	253.5	26:45.123
12	2	2:06.446	50.338	36.161	<b>39.947</b>	164.6	27:39.100	12	1	<b>2:03.305</b>	42.113	<b>38.754</b>	<b>42.438</b>	253.5	28:48.428	
13	2	1:56.551	40.322	35.637	40.592	250.6	29:35.651	13	1	2:04.578	<b>41.701</b>	39.179	43.698	255.3	30:53.006	
14	2	1:56.093	39.909	35.451	40.733	254.7	31:31.744	14	1	2:04.788	41.824	39.597	43.367	253.5	32:57.794	
15	2	<b>1:55.056</b>	39.455	<b>35.429</b>	40.172	249.4	33:26.800	15	1	2:44.185	42.014	43.857	1:18.314	250.6	35:41.979	
16	2	3:05.297	39.330	1:01.621	1:24.346	251.2	36:32.097	16	1	3:24.287	1:17.455	1:11.415	55.417	79.5	39:06.266	
17	2	3:02.456	1:18.899	1:02.365	41.192	80.7	39:34.553	17	1	2:06.230	42.618	39.388	44.224	254.1	41:12.496	
18	2	1:56.672	40.099	35.922	40.651	248.8	41:31.225	<b>78</b> Porsche 996 GT3 R 2000 GT2B 1. Pascal DUHAMEL								
<b>63</b> Chevrolet Corvette C6 ZR1 2010 GT2C 1. John EMBERSON 2. Nigel GREENSALL								1	1	2:34.601	1:02.006	44.254	48.341		2:34.601	
1	1	2:21.878	55.756	41.275	44.847		2:21.878	2	1	2:21.111	48.073	45.431	47.607	233.8	4:55.712	
2	1	2:06.974	43.240	39.387	44.347	242.7	4:28.852	3	1	2:14.692	45.017	42.946	46.729	238.4	7:10.404	
3	1	2:06.597	43.263	39.362	43.972	240.0	6:35.449	4	1	2:17.996	46.008	44.629	47.359	243.2	9:28.400	
4	1	2:08.955	43.452	41.773	43.730	242.7	8:44.404	5	1	3:02.795	45.247	59.550	1:17.998	237.4	12:31.195	
5	1	2:38.614	42.778	39.745	1:16.091	244.3	11:23.018	6	1	4:31.203	B	1:13.455	59.432	2:18.316	82.1	17:02.398
6	1	3:19.063	1:08.487	1:05.499	1:05.077	106.2	14:42.081	7	1	2:25.119	55.414	43.489	46.216		19:27.517	
7	1	2:08.366	43.631	40.296	44.439	234.3	16:50.447	8	1	2:13.665	44.515	42.380	46.770	241.1	21:41.182	
8	1	2:06.786	43.402	39.269	44.115	242.2	18:57.233	9	1	2:14.603	45.416	42.488	46.699	240.0	23:55.785	
9	1	3:28.252	B	43.322	39.643	2:05.287	244.9	22:25.485	10	1	2:13.585	45.141	42.443	46.001	241.6	26:09.370
10	2	2:34.951	1:15.607	37.321	42.023	157.4	25:00.436	11	1	2:12.800	44.618	41.947	46.235	241.1	28:22.170	
11	2	1:59.024	40.873	36.493	41.658	244.3	26:59.460	12	1	2:14.177	44.275	42.456	47.446	242.7	30:36.347	
12	2	<b>1:58.202</b>	40.450	<b>36.390</b>	41.362	244.9	28:57.662	13	1	2:13.078	44.866	42.088	46.124	242.2	32:49.425	
13	2	1:58.573	<b>40.203</b>	36.759	41.611	246.0	30:56.235	14	1	2:52.111	<b>44.111</b>	46.322	1:21.678	243.8	35:41.536	
14	2	1:58.400	40.467	36.824	<b>41.109</b>	248.3	32:54.635	15	1	3:25.571	1:17.015	1:10.937	57.619	78.9	39:07.107	
15	2	2:41.926	40.220	40.230	1:21.476	246.0	35:36.561	16	1	<b>2:12.745</b>	45.637	<b>41.516</b>	<b>45.592</b>	241.6	41:19.852	
16	2	3:25.452	1:17.280	1:10.810	57.362	80.0	39:02.013	<b>69</b> Dodge Viper GTS-R 2001 GT1B 1. Mr JOHN OF B 2. Scheil AYARI								
17	2	2:00.451	41.726	37.411	41.314	244.9	41:02.464	1	1	2:11.364	50.780	38.981	41.603		2:11.364	
<b>63</b> Chevrolet Corvette C6 ZR1 2010 GT2C 1. John EMBERSON 2. Nigel GREENSALL								2	1	1:58.226	40.377	36.615	41.234	265.4	4:09.590	
1	1	2:21.878	55.756	41.275	44.847		2:21.878	3	1	<b>1:56.836</b>	39.828	36.460	<b>40.548</b>	264.7	6:06.426	
2	1	2:06.974	43.240	39.387	44.347	242.7	4:28.852	4	1	1:57.259	39.936	<b>36.279</b>	41.044	264.1	8:03.685	
3	1	2:06.597	43.263	39.362	43.972	240.0	6:35.449	<b>75</b> Porsche 997 GT3 RSR 2009 GT2C 1. Lee MAXTED-PAGE								
4	1	2:08.955	43.452	41.773	43.730	242.7	8:44.404	1	1	2:18.777	53.865	41.211	43.701		2:18.777	
5	1	2:38.614	42.778	39.745	1:16.091	244.3	11:23.018	<b>69</b> Dodge Viper GTS-R 2001 GT1B 1. Mr JOHN OF B 2. Scheil AYARI								
6	1	3:19.063	1:08.487	1:05.499	1:05.077	106.2	14:42.081	1	1	2:11.364	50.780	38.981	41.603		2:11.364	
7	1	2:08.366	43.631	40.296	44.439	234.3	16:50.447	2	1	1:58.226	40.377	36.615	41.234	265.4	4:09.590	
8	1	2:06.786	43.402	39.269	44.115	242.2	18:57.233	3	1	<b>1:56.836</b>	39.828	36.460	<b>40.548</b>	264.7	6:06.426	
9	1	3:28.252	B	43.322	39.643	2:05.287	244.9	22:25.485	4	1	1:57.259	39.936	<b>36.279</b>	41.044	264.1	8:03.685
10	2	2:34.951	1:15.607	37.321	42.023	157.4	25:00.436	<b>75</b> Porsche 997 GT3 RSR 2009 GT2C 1. Lee MAXTED-PAGE								
11	2	1:59.024	40.873	36.493	41.658	244.3	26:59.460	1	1	2:18.777	53.865	41.211	43.701		2:18.777	
12	2	<b>1:58.202</b>	40.450	<b>36.390</b>	41.362	244.9	28:57.662	<b>69</b> Dodge Viper GTS-R 2001 GT1B 1. Mr JOHN OF B 2. Scheil AYARI								
13	2	1:58.573	<b>40.203</b>	36.759	41.611	246.0	30:56.235	1	1	2:11.364	50.780	38.981	41.603		2:11.364	
14	2	1:58.400	40.467	36.824	<b>41.109</b>	248.3	32:54.635	2	1	1:58.226	40.377	36.615	41.234	265.4	4:09.590	
15	2	2:41.926	40.220	40.230	1:21.476	246.0	35:36.561	3	1	<b>1:56.836</b>	39.828	36.460	<b>40.548</b>	264.7	6:06.426	
16	2	3:25.452	1:17.280	1:10.810	57.362	80.0	39:02.013	4	1	1:57.259	39.936	<b>36.279</b>	41.044	264.1	8:03.685	
17	2	2:00.451	41.726	37.411	41.314	244.9	41:02.464	<b>75</b> Porsche 997 GT3 RSR 2009 GT2C 1. Lee MAXTED-PAGE								
<b>63</b> Chevrolet Corvette C6 ZR1 2010 GT2C 1. John EMBERSON 2. Nigel GREENSALL								1	1	2:18.777	53.865	41.211	43.701		2:18.777	



# ENDURANCE RACING LEGENDS

## MUGELLO CLASSIC

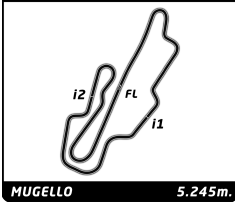
### RACE 2

### Sector Analysis

Personal Best Session Best B Crossing the finish line in pit lane

Lap	D	Time	Sector 1	Sector 2	Sector 3	T. Spd	Elapsed	Lap	D	Time	Sector 1	Sector 2	Sector 3	T. Spd	Elapsed
<b>81</b>	Ferrari 360 Modena GTC 1999 1.Heiko OSTMANN GT2B							14	1	2:04.910	41.831	39.516	43.563	248.8	33:38.064
1	1	2:32.012	59.699	43.611	48.702		2:32.012	15	1	2:59.200	43.293	1:00.913	1:14.994	248.8	36:37.264
2	1	2:25.266	49.074	46.845	49.347	220.4	4:57.278	16	1	3:02.470	1:17.392	1:00.556	44.522	82.8	39:39.734
3	1	2:18.052	46.908	43.423	47.721	227.4	7:15.330	17	1	2:08.265	43.074	40.946	44.245	245.5	41:47.999
4	1	2:17.672	47.418	43.054	47.200	222.2	9:33.002								
5	1	3:01.385	45.687	59.504	1:16.194	230.8	12:34.387								
6	1	3:02.897	1:13.366	1:02.042	47.489	89.6	15:37.284								
7	1	2:13.968	44.850	42.300	46.818	230.3	17:51.252								
8	1	3:37.178 B	45.654	42.093	2:09.431	230.8	21:28.430								
9	1	2:24.089	54.558	42.110	47.421	152.1	23:52.519								
10	1	2:13.528	45.447	41.611	46.470	226.9	26:06.047								
11	1	2:13.315	44.499	41.989	46.827	231.3	28:19.362								
12	1	2:13.108	44.568	41.876	46.664	231.3	30:32.470								
13	1	2:14.144	45.324	41.966	46.854	234.3	32:46.614								
14	1	2:53.578	44.563	45.650	1:23.365	234.3	35:40.192								
15	1	3:26.918	1:16.665	1:10.518	59.735	79.7	39:07.110								
16	1	2:12.418	44.874	41.444	46.100	231.8	41:19.528								
<b>88</b>	Aston Martin DBR9 2006 1.Philip KADOORIE GT1B														
1	1	1:59.572	45.891	34.549	39.132		1:59.572								
2	1	1:51.565	38.242	34.089	39.234	260.9	3:51.137								
3	1	1:51.863	38.084	34.718	39.061	258.4	5:43.000								
4	1	1:52.742	38.600	34.584	39.558	259.0	7:35.742								
5	1	1:54.045	38.744	35.404	39.897	259.6	9:29.787								
6	1	2:58.116	40.084	58.648	1:19.384	264.1	12:27.903								
7	1	2:49.927	1:12.695	58.252	38.980	79.6	15:17.830								
8	1	1:54.341	39.753	34.826	39.762	259.0	17:12.171								
9	1	1:53.635	38.393	35.869	39.373	259.0	19:05.806								
10	1	3:14.830 B	38.767	36.397	1:59.666	260.9	22:20.636								
11	1	2:04.327	48.301	35.547	40.479	178.2	24:24.963								
12	1	1:52.934	38.628	34.867	39.439	260.9	26:17.897								
13	1	1:53.919	38.909	35.546	39.464	260.9	28:11.816								
14	1	1:55.917	39.255	35.989	40.673	262.8	30:07.733								
15	1	1:56.745	39.167	37.754	39.824	262.1	32:04.478								
16	1	1:54.024	38.920	35.065	40.039	259.6	33:58.502								
17	1	3:27.938	57.298	1:08.557	1:22.083	260.9	37:26.440								
18	1	2:30.805	1:14.590	36.770	39.445	84.5	39:57.245								
19	1	1:52.895	38.948	34.727	39.220	258.4	41:50.140								
<b>89</b>	Porsche 997 GT3 R 2010 1.Paul PHILLIPS INV														
1	1	2:33.264	1:01.598	43.881	47.785		2:33.264								
2	1	2:14.347	48.078	41.074	45.195	235.3	4:47.611								
3	1	2:11.729	46.370	40.885	44.474	220.0	6:59.340								
4	1	2:07.198	42.740	40.628	43.830	243.2	9:06.538								
5	1	2:44.430	43.997	48.023	1:12.410	246.0	11:50.968								
6	1	3:19.459	1:19.585	1:10.679	49.195	61.9	15:10.427								
7	1	2:33.820 B	42.781	41.192	1:09.847	244.3	17:44.247								
8	1	3:16.837	1:53.093	40.110	43.634	151.7	21:01.084								
9	1	2:07.014	42.974	40.642	43.398	246.0	23:08.098								
10	1	2:08.072	42.343	40.736	44.993	248.3	25:16.170								
11	1	2:05.299	41.600	39.265	44.434	251.2	27:21.469								
12	1	2:05.405	41.903	39.704	43.798	247.7	29:26.874								
13	1	2:06.280	42.543	39.929	43.808	247.1	31:33.154								
<b>90</b>	Lola B2K/40 2000 1.Olivier HUEZ LMP2B														
1	1	2:34.690	1:00.212	44.790	49.688		2:34.690								
2	1	2:21.703	48.642	45.386	47.675	203.4	4:56.393								
3	1	2:14.234	44.844	42.837	46.553	228.3	7:10.627								
4	1	2:15.541	44.435	44.905	46.201	236.8	9:26.168								
5	1	3:02.584	43.843	59.282	1:19.459	237.9	12:28.752								
6	1	2:58.796	1:13.131	1:00.303	45.362	77.3	15:27.548								
7	1	2:08.788	44.448	39.704	44.636	238.4	17:36.336								
8	1	3:27.852 B	43.569	39.712	2:04.571	236.8	21:04.188								
9	1	2:18.939	54.895	38.845	45.199	113.2	23:23.127								
10	1	2:04.916	42.409	38.726	43.781	238.9	25:28.043								
11	1	2:07.594	44.531	38.921	44.142	234.8	27:35.637								
12	1	2:08.021	43.757	39.029	45.235	238.4	29:43.658								
13	1	2:05.305	42.791	37.899	44.615	241.1	31:48.963								
14	1	2:07.669	43.623	39.775	44.271	242.2	33:56.632								
15	1	3:25.703	51.803	1:09.050	1:24.850	218.6	37:22.335								
16	1	2:42.615	1:17.070	40.845	44.700	80.5	40:04.950								
17	1	2:04.089	41.779	38.327	43.983	235.3	42:09.039								
<b>94</b>	Ferrari 360 Modena N-GT 2003 1.Janos SANTA GT2B														
1	1	2:16.423	52.204	39.779	44.440		2:16.423								
2	1	2:07.288	42.954	39.809	44.525	236.8	4:23.711								
3	1	2:09.047	43.928	39.970	45.149	233.8	6:32.758								
4	1	2:09.603	44.766	40.860	43.977	236.3	8:42.361								
5	1	2:39.229	43.426	39.964	1:15.839	235.3	11:21.590								
6	1	3:19.740	1:07.977	1:06.473	1:05.290	107.6	14:41.330								
7	1	2:08.967	43.440	40.871	44.656	235.8	16:50.297								
8	1	2:09.198	44.280	40.603	44.315	236.3	18:59.495								
9	1	2:07.321	43.014	40.516	43.791	239.5	21:06.816								
10	1	3:24.687 B	43.044	39.467	2:02.176	238.4	24:31.503								
11	1	2:15.418	51.580	39.988	43.850	162.9	26:46.921								
12	1	2:06.004	42.890	39.404	43.710	238.9	28:52.925								
13	1	2:06.773	42.454	40.021	44.298	239.5	30:59.698								
14	1	2:08.935	43.087	40.736	45.112	241.1	33:08.633								
15	1	2:51.660	43.878	49.226	1:18.556	236.8	36:00.293								
16	1	3:13.358	1:10.322	1:11.445	51.591	94.5	39:13.651								





# ENDURANCE RACING LEGENDS

## MUGELLO CLASSIC

### RACE 2

### Sector Analysis

■ Personal Best   
 ■ Session Best   
 **B** Crossing the finish line in pit lane

Lap	D	Time	Sector 1	Sector 2	Sector 3	T. Spd	Elapsed	Lap	D	Time	Sector 1	Sector 2	Sector 3	T. Spd	Elapsed
16	1	3:03.693	42.614	1:04.324	1:16.755	252.3	36:44.199								
17	1	3:00.104	1:16.988	59.119	43.997	84.8	39:44.303								
18	1	1:59.539	41.035	37.104	41.400	249.4	41:43.842								