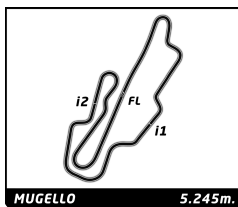


# ENDURANCE RACING LEGENDS MUGELLO CLASSIC RACE 1

## Sector Analysis

Personal Best Session Best B Crossing the finish line in pit lane

Lap	D	Time	Sector 1	Sector 2	Sector 3	T. Spd	Elapsed	Lap	D	Time	Sector 1	Sector 2	Sector 3	T. Spd	Elapsed	
<b>8</b>	<b>Porsche 993 GT2 Evo 1999</b> 1.Peter FAIRBAIRN GT2A								15	1	1:51.209	37.275	36.875	37.059	278.4	32:14.862
	1	3:20.404	1:00.947	59.651	1:19.806		3:20.404		16	1	1:48.039	36.192	34.230	37.617	276.9	34:02.901
	2	3:47.280	1:20.226	1:15.636	1:11.418	74.7	7:07.684		17	1	2:08.824	36.406	32.920	59.498	277.6	36:11.725
	3	2:18.675	47.183	44.102	47.390	228.8	9:26.359		18	1	3:30.754	1:20.541	1:14.423	55.790	80.2	39:42.479
	4	2:17.840	46.142	43.825	47.873	234.3	11:44.199		19	1	1:51.883	39.223	34.045	38.615	261.5	41:34.362
	5	2:15.014	45.591	42.686	46.737	234.8	13:59.213		<b>17</b>	<b>Dallara SP1 2003</b> 1.Christophe d'ANSEMOU 2.Antoine d'ANSEMOU LMP1B						
	6	2:14.478	45.218	41.862	47.398	237.9	16:13.691			1	2:53.673	46.372	39.861	1:27.440		2:53.673
	7	2:12.972	44.643	41.504	46.825	237.9	18:26.663			2	4:00.707	1:20.947	1:13.860	1:25.900	77.2	6:54.380
	8	2:38.184	44.982	41.791	1:11.411	236.3	21:04.847			3	1:56.214	42.974	34.932	38.308	226.9	8:50.594
	9	3:17.245	1:49.242	42.286	<b>45.717</b>	147.5	24:22.092			4	1:49.431	38.205	33.135	38.091	270.0	10:40.025
	10	2:12.862	44.436	41.966	46.460	234.3	26:34.954			5	<b>1:48.783</b>	<b>37.276</b>	<b>32.946</b>	38.561	270.7	12:28.808
	11	2:12.974	44.916	<b>41.178</b>	46.880	230.8	28:47.928			6	1:51.111	38.271	33.609	39.231	270.7	14:19.919
	12	2:14.946	45.211	42.951	46.784	232.3	31:02.874			7	1:50.248	37.267	37.334	2:10.499	270.7	17:47.019
	13	2:13.755	44.836	41.557	47.362	237.4	33:16.629			8	2:03.076	48.630	34.551	39.895	172.8	19:50.095
	14	2:19.125	46.397	43.343	49.385	227.4	35:35.754			9	1:50.595	38.185	33.757	38.653	270.7	21:40.690
	15	3:26.365	57.019	1:05.259	1:24.087	226.4	39:02.119			10	2:14.936	38.538	33.293	38.105	272.0	23:30.626
	16	2:23.106	54.763	42.273	46.070	149.0	41:25.225			11	2:49.902	38.039	33.778	38.085	272.0	25:20.528
	17	<b>2:11.116</b>	<b>43.688</b>	41.481	45.947	230.3	43:36.341			12	1:50.248	37.760	34.151	38.337	271.4	27:10.776
<b>12</b>	<b>Porsche 993 GT2 1996</b> 1.Henrique GEMPERLE 2.Marc de SIEBENTHAL GT2A								13	2:15.320	38.028	34.283	39.009	270.7	29:02.096	
	1	3:24.018	1:04.207	1:00.373	1:19.438		3:24.018		14	2:15.154	38.381	34.676	39.097	271.4	30:54.250	
	2	3:45.996	1:20.762	1:16.851	1:08.383	75.1	7:10.014		15	2:49.398	37.938	33.514	<b>37.946</b>	270.7	32:43.648	
	3	2:18.371	47.038	44.183	47.150	231.8	9:28.385		16	2:14.638	37.500	33.623	38.515	275.5	34:33.286	
	4	2:13.541	44.610	42.724	46.207	251.2	11:41.926		17	2:11.754	38.001	34.051	59.702	271.4	36:45.040	
	5	2:12.890	44.822	41.131	46.937	248.8	13:54.816		18	2:59.388	1:03.660	1:08.377	47.351	113.3	39:44.428	
	6	2:12.343	43.420	42.605	46.318	253.5	16:07.159		19	2:53.515	39.216	35.354	38.945	254.7	41:37.943	
	7	2:09.791	43.945	40.531	45.315	251.2	18:16.950		<b>25</b>	<b>MG EX264 2005</b> 1.Mike NEWTON LMP2B						
	8	3:30.670	44.117	41.862	2:04.691	251.2	21:47.620			1	2:54.582	47.328	41.229	1:26.025		2:54.582
	9	2:19.155	53.959	40.187	45.009	152.3	24:06.775			2	4:03.607	1:21.500	1:14.093	1:28.014	82.4	6:58.189
	10	2:09.768	43.489	41.214	45.065	253.5	26:16.543			3	2:00.623	43.602	36.429	40.592	229.3	8:58.812
	11	<b>2:07.799</b>	43.135	40.077	<b>44.587</b>	251.7	28:24.342			4	1:54.553	39.342	35.876	39.335	271.4	10:53.365
	12	2:10.434	43.413	41.792	45.229	252.9	30:34.776			5	1:51.862	38.760	35.013	38.089	271.4	12:45.227
	13	2:08.623	43.282	40.178	45.163	251.7	32:43.399			6	<b>1:50.639</b>	<b>37.943</b>	<b>34.138</b>	38.558	273.4	14:35.866
	14	2:08.331	<b>43.029</b>	<b>40.013</b>	45.289	254.1	34:51.730			7	1:53.455	37.981	34.660	40.814	273.4	16:29.321
	15	2:54.259	43.471	57.255	1:13.533	252.9	37:45.989			8	1:55.756	39.160	37.580	39.016	272.7	18:25.077
	16	2:44.474	1:07.723	49.432	47.319	96.9	40:30.463			9	1:54.794	38.797	36.978	39.019	271.4	20:19.871
	17	2:12.798	44.487	41.770	46.541	250.6	42:43.261			10	3:22.853	40.363	37.414	2:05.076	270.7	23:42.724
<b>16</b>	<b>MG EX257 2004</b> 1.Christian GLÄSEL LMP1B								11	2:07.958	52.983	36.476	38.499	148.8	25:50.682	
	1	2:51.657	43.634	40.119	1:27.904		2:51.657		12	1:53.517	39.150	36.297	<b>38.070</b>	273.4	27:44.199	
	2	4:02.837	1:20.115	1:14.453	1:28.269	79.7	6:54.494		13	1:55.882	38.337	36.662	40.883	274.1	29:40.081	
	3	1:58.206	44.767	35.045	38.394	208.9	8:52.700		14	1:53.444	38.747	36.468	38.229	271.4	31:33.525	
	4	1:47.671	36.885	32.874	37.912	272.0	10:40.371		15	1:55.456	38.317	35.005	42.134	270.7	33:28.981	
	5	1:49.045	37.423	32.712	38.910	276.9	12:29.416		16	1:57.542	39.065	36.058	42.419	269.3	35:26.523	
	6	1:46.049	36.726	32.587	36.736	269.3	14:15.465		17	3:26.888	51.794	1:09.539	1:25.555	263.4	38:53.411	
	7	3:20.399	37.615	35.981	2:06.803	277.6	17:35.864		18	2:17.105	57.645	38.381	41.079	73.9	41:10.516	
	8	2:03.761	51.722	34.714	37.325	153.2	19:39.625		19	1:56.146	41.114	35.614	39.418	270.7	43:06.662	
	9	1:46.096	36.458	32.721	36.917	276.2	21:25.721		<b>34</b>	<b>Courage C60 2005</b> 1.David HART LMP1B						
	10	1:47.876	36.653	32.306	38.917	277.6	23:13.597			1	2:52.122	44.871	39.941	1:27.310		2:52.122
	11	1:46.846	37.486	32.633	36.727	272.0	25:00.443			2	4:01.835	1:21.112	1:13.743	1:26.980	81.0	6:53.957
	12	1:51.878	36.055	36.439	39.384	278.4	26:52.321			3	1:55.071	42.268	34.184	38.619	227.8	8:49.028
	13	1:45.766	36.888	<b>32.196</b>	<b>36.682</b>	274.1	28:38.087			4	1:49.242	38.672	32.724	37.846	276.9	10:38.270
	14	<b>1:45.566</b>	<b>35.926</b>	32.925	36.715	276.9	30:23.653			5	1:47.858	37.459	32.765	37.634	279.1	12:26.128



# ENDURANCE RACING LEGENDS

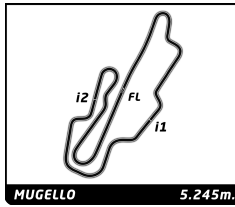
## MUGELLO CLASSIC

### RACE 1

### Sector Analysis

Personal Best Session Best B Crossing the finish line in pit lane

Lap	D	Time	Sector 1	Sector 2	Sector 3	T. Spd	Elapsed	Lap	D	Time	Sector 1	Sector 2	Sector 3	T. Spd	Elapsed
<b>35</b> Porsche 993 GT2 Evo 1999 1. Paul MCLEAN GT2A															
1	1	3:14.378	53.675	57.827	1:22.876		3:14.378								
2	1	3:48.629	1:18.708	1:14.982	1:14.939	80.1	7:03.007								
3	1	2:07.273	44.297	40.313	42.663	229.8	9:10.280								
4	1	2:02.849	41.859	38.587	42.403	254.1	11:13.129								
5	1	2:02.600	42.011	38.643	41.946	244.9	13:15.729								
6	1	2:24.260	40.860	38.291	1:05.109	264.7	15:39.989								
7	1	3:10.334	1:47.106	38.949	44.279	172.0	18:50.323								
8	1	2:32.965	41.747	1:08.887	42.331	264.1	21:23.288								
9	1	2:02.430	40.855	38.594	42.981	262.8	23:25.718								
10	1	2:03.452	41.194	39.319	42.939	261.5	25:29.170								
11	1	2:03.649	41.771	39.497	42.381	261.5	27:32.819								
12	1	2:03.900	41.091	39.764	43.045	262.8	29:36.719								
13	1	2:04.872	41.522	40.511	42.839	262.1	31:41.591								
14	1	2:02.607	41.388	38.923	42.296	264.1	33:44.198								
15	1	2:18.346	41.581	39.354	57.411	263.4	36:02.544								
16	1	3:33.382	1:21.224	1:13.408	58.750	78.4	39:35.926								
17	1	2:05.207	41.603	39.463	44.141	260.9	41:41.133								
<b>39</b> Lola B05/40 2005 1. Lionel BOCH LMP2B															
1	1	3:25.281	1:05.771	59.986	1:19.524		3:25.281								
2	1	3:45.567	1:21.018	1:16.363	1:08.186	76.6	7:10.848								
3	1	2:18.040	47.749	43.310	46.981	220.9	9:28.888								
4	1	2:13.904	44.920	42.918	46.066	228.3	11:42.792								
5	1	2:12.359	45.013	41.333	46.013	234.8	13:55.151								
6	1	2:09.613	43.937	39.798	45.878	241.6	16:04.764								
7	1	3:59.275	45.004	40.577	2:33.694	233.3	20:04.039								
8	1	2:24.263	57.768	41.323	45.172	144.0	22:28.302								
9	1	2:10.319	44.451	41.205	44.663	228.8	24:38.621								
10	1	2:11.189	44.998	41.579	44.612	241.6	26:49.810								
11	1	2:08.731	43.290	41.246	44.195	240.0	28:58.541								
12	1	2:08.268	44.310	39.624	44.334	238.4	31:06.809								
13	1	2:08.472	43.814	39.932	44.726	241.6	33:15.281								
14	1	2:11.974	44.067	41.445	46.462	231.8	35:27.255								
15	1	3:29.804	57.840	1:08.162	1:23.802	240.0	38:57.059								
16	1	2:24.223	57.842	39.835	46.546	103.7	41:21.282								
17	1	2:10.393	44.441	39.878	46.074	238.9	43:31.675								
<b>41</b> Ford GT (001 PT GT1) 2010 1. Kriton LENDOUDIS GT1B															
1	1	3:01.954	49.712	47.980	1:24.262		3:01.954								
2	1	3:56.427	1:18.865	1:13.038	1:24.524	80.7	6:58.381								
3	1	2:00.750	42.418	36.867	41.465	227.4	8:59.131								
4	1	1:59.229	40.682	37.203	41.344	259.6	10:58.360								
5	1	1:57.856	40.290	36.112	41.454	257.8	12:56.216								
6	1	1:57.216	39.932	36.370	40.914	257.8	14:53.432								
7	1	1:57.466	39.784	36.168	41.514	257.8	16:50.898								
8	1	1:58.497	39.763	35.933	42.801	259.6	18:49.395								
9	1	3:20.284	40.714	35.926	2:03.644	258.4	22:09.679								
10	1	2:04.382	47.584	36.558	40.240	179.4	24:14.061								
11	1	1:56.759	39.713	36.607	40.439	259.0	26:10.820								
12	1	1:57.026	40.274	35.844	40.908	258.4	28:07.846								
13	1	1:58.539	39.804	36.069	42.666	259.0	30:06.385								
14	1	1:57.294	39.984	35.884	41.426	257.1	32:03.679								
15	1	2:57.844	40.534	39.800	1:37.510	257.8	35:01.523								
16	1	3:27.242	54.208	1:09.312	1:23.722	175.6	38:28.765								
17	1	2:22.879	1:03.805	37.329	41.745	80.5	40:51.644								
18	1	1:59.820	40.967	36.965	41.888	255.9	42:51.464								
<b>52</b> Porsche 993 GT2 Evo 1999 1. Benoit ROMAC GT2A															
1	1	3:09.792	50.999	55.729	1:23.064		3:09.792								
2	1	3:51.554	1:19.320	1:14.938	1:17.296	75.4	7:01.346								
3	1	2:07.857	44.645	40.116	43.096	235.8	9:09.203								
4	1	2:03.416	42.033	38.533	42.850	252.9	11:12.619								
5	1	2:02.063	41.618	38.199	42.246	245.5	13:14.682								
6	1	1:59.604	40.619	37.205	41.780	248.3	15:14.286								
7	1	1:59.212	40.346	37.227	41.639	248.3	17:13.498								
8	1	1:59.970	40.475	38.011	41.484	247.1	19:13.468								
9	1	3:28.201	40.484	38.737	2:08.980	247.1	22:41.669								
10	1	2:09.256	50.074	37.316	41.866	166.9	24:50.925								
11	1	2:01.840	40.432	39.074	42.334	257.8	26:52.765								
12	1	2:02.272	42.175	38.316	41.781	249.4	28:55.037								
13	1	2:01.527	40.719	38.368	42.440	246.0	30:56.564								



# ENDURANCE RACING LEGENDS

## MUGELLO CLASSIC

### RACE 1

#### Sector Analysis

Personal Best Session Best B Crossing the finish line in pit lane

Lap	D	Time	Sector 1	Sector 2	Sector 3	T. Spd	Elapsed	Lap	D	Time	Sector 1	Sector 2	Sector 3	T. Spd	Elapsed
14	1	2:00.909	40.905	37.810	42.194	244.9	32:57.473	12	2	1:53.047	38.421	35.186	39.440	265.4	28:27.905
15	1	2:01.991	41.485	37.427	43.079	239.5	34:59.464	13	2	1:54.050	39.349	35.597	39.104	264.7	30:21.955
16	1	3:30.516	59.131	1:07.241	1:24.144	176.8	38:29.980	14	2	1:56.320	38.695	36.936	40.689	268.0	32:18.275
17	1	2:29.140	1:05.160	39.964	44.016	73.8	40:59.120	15	2	1:53.079	38.489	35.147	39.443	266.0	34:11.354
18	1	2:24.242	48.264	47.554	48.424	234.8	43:23.362	16	2	2:17.390	38.439	35.266	1:03.685	268.0	36:28.744
								17	2	3:14.911	1:13.115	1:13.136	48.660	82.3	39:43.655
								18	2	1:55.345	39.433	35.717	40.195	263.4	41:39.000

**59** Porsche 993 GT2 Evo 1999  
1. Rémi TERRAIL  
2. Jürg AEBERHARD  
GT2A

1	1	3:12.705	53.350	55.869	1:23.486		3:12.705
2	1	3:48.868	1:19.063	1:14.702	1:15.103	79.2	7:01.573
3	1	2:08.512	44.713	40.726	43.073	234.8	9:10.085
4	1	2:02.701	41.491	38.653	42.557	260.2	11:12.786
5	1	2:02.169	41.825	38.171	42.173	257.8	13:14.955
6	1	1:59.667	40.689	37.342	41.636	258.4	15:14.622
7	1	3:25.432 B	40.624	37.263	2:07.545	256.5	18:40.054
8	1	2:11.190	50.634	38.234	42.322	169.0	20:51.244
9	1	2:00.228	40.863	37.296	42.069	255.3	22:51.472
10	1	2:00.112	40.487	37.724	41.901	257.8	24:51.584
11	1	2:04.157	40.930	40.559	42.668	257.8	26:55.741
12	1	2:03.187	42.403	38.729	42.055	256.5	28:58.928
13	1	2:00.983	40.438	37.766	42.779	256.5	30:59.911
14	1	1:59.921	40.890	37.197	41.834	256.5	32:59.832

**63** Chevrolet Corvette C6 ZR1 2010  
1. John EMBERSON  
2. Nigel GREENSALL  
GT2C

1	2	3:09.410	51.793	53.903	1:23.714		3:09.410
2	2	3:51.691	1:18.340	1:15.737	1:17.614	73.2	7:01.101
3	2	2:02.725	43.392	36.858	42.475	231.3	9:03.826
4	2	2:01.867	41.244	38.379	42.244	247.7	11:05.693
5	2	2:00.921	41.471	37.496	41.954	248.8	13:06.614
6	2	1:59.864	40.443	37.782	41.639	248.3	15:06.478
7	2	1:58.596	40.597	36.561	41.438	247.1	17:05.074
8	2	2:15.451 B	40.372	35.864	59.215	246.0	19:20.525
9	1	3:26.532	2:02.942	39.535	44.055	148.1	22:47.057
10	1	2:03.528	42.054	37.821	43.653	243.8	24:50.585
11	1	2:06.218	41.667	40.463	44.088	246.6	26:56.803
12	1	2:08.656	42.815	40.389	45.452	247.1	29:05.459
13	1	2:05.451	42.751	38.623	44.077	244.9	31:10.910
14	1	2:05.333	42.510	38.776	44.047	244.3	33:16.243
15	1	2:09.275	43.582	39.459	46.234	245.5	35:25.518
16	1	3:28.699	53.390	1:09.787	1:25.522	237.4	38:54.217
17	1	2:23.844	58.788	39.513	45.543	71.7	41:18.061
18	1	2:05.800	42.501	38.885	44.414	247.7	43:23.861

**69** Dodge Viper GTS-R 2001  
1. Mr JOHN OF B  
2. Soheil AYARI  
GT1B

1	1	3:08.080	51.220	52.715	1:24.145		3:08.080
2	1	3:51.432	1:18.176	1:15.794	1:17.462	76.8	6:59.512
3	1	2:04.557	43.253	38.242	43.062	230.8	9:04.069
4	1	2:01.278	40.732	38.332	42.214	264.1	11:05.347
5	1	2:00.806	41.226	37.782	41.798	264.7	13:06.153
6	1	1:59.749	40.495	37.840	41.414	262.8	15:05.902
7	1	3:36.141 B	40.210	37.190	2:18.741	263.4	18:42.043
8	2	2:06.280	49.100	36.859	40.321	175.0	20:48.323
9	2	1:57.447	39.089	37.893	40.465	266.7	22:45.770
10	2	1:55.241	38.834	35.654	40.753	266.0	24:41.011
11	2	1:53.847	39.174	35.485	39.188	267.3	26:34.858

**75** Porsche 997 GT3 RSR 2009  
1. Lee MAXTED-PAGE  
GT2C

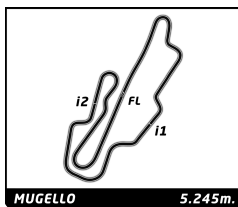
1	1	3:15.446	55.233	58.470	1:21.743		3:15.446
2	1	3:47.526	1:18.485	1:14.727	1:14.314	81.4	7:02.972
3	1	2:10.850	45.691	41.315	43.844	211.4	9:13.822
4	1	2:08.085	43.521	40.200	44.364	243.8	11:21.907
5	1	2:03.580	41.934	38.741	42.905	252.3	13:25.487
6	1	2:02.208	41.960	38.305	41.943	248.8	15:27.695
7	1	2:02.736	42.503	38.063	42.170	248.8	17:30.431
8	1	3:28.330 B	42.129	38.615	2:07.586	242.2	20:58.761
9	1	2:10.383	49.969	38.325	42.089	178.2	23:09.144
10	1	2:01.769	41.754	38.211	41.804	244.3	25:10.913
11	1	2:02.231	41.524	37.481	43.226	241.1	27:13.144
12	1	2:02.636	41.403	39.026	42.207	242.7	29:15.780
13	1	2:02.817	41.668	37.872	43.277	236.8	31:18.597
14	1	2:02.219	42.219	37.475	42.525	244.9	33:20.816
15	1	2:04.647	42.369	38.155	44.123	247.1	35:25.463
16	1	3:26.886	50.166	1:11.448	1:25.272	242.7	38:52.349
17	1	2:20.938	57.255	39.726	43.957	74.6	41:13.287
18	1	2:04.410	41.605	40.091	42.714	253.5	43:17.697

**76** Porsche 996 GT3-RSR 2005  
1. Jean-Lou RIHON  
2. Nick PADMORE  
GT2C

1	1	3:11.653	52.876	55.399	1:23.378		3:11.653
2	1	3:50.662	1:19.541	1:14.750	1:16.371	80.4	7:02.315
3	1	2:11.418	45.938	40.841	44.639	214.7	9:13.733
4	1	2:08.428	43.368	40.155	44.905	254.7	11:22.161
5	1	2:07.790	43.654	40.156	43.980	252.3	13:29.951
6	1	2:05.980	42.212	39.633	44.135	255.9	15:35.931
7	1	2:06.512	42.622	39.905	43.985	255.3	17:42.443
8	1	2:07.507	42.945	40.389	44.173	255.9	19:49.950
9	1	3:44.816 B	42.877	39.652	2:22.287	248.3	23:34.766
10	2	2:11.802	50.204	38.628	42.970	174.2	25:46.568
11	2	2:03.100	41.760	38.377	42.963	254.7	27:49.668
12	2	1:59.328	40.349	37.588	41.391	255.9	29:48.996
13	2	2:00.119	40.695	37.066	42.358	257.8	31:49.115
14	2	1:59.025	40.351	37.143	41.531	256.5	33:48.140
15	2	2:07.135	40.278	36.840	50.017	257.1	35:55.275
16	2	3:24.021	1:11.634	1:04.999	1:07.388	88.3	39:19.296
17	2	2:03.277	41.733	37.947	43.597	247.1	41:22.573
18	2	2:00.313	41.094	36.734	42.485	257.1	43:22.886

**78** Porsche 996 GT3 R 2000  
1. Pascal DUHAMEL  
GT2B

1	1	3:22.053	1:02.634	1:00.180	1:19.239		3:22.053
2	1	3:46.590	1:20.503	1:16.174	1:09.913	69.7	7:08.643
3	1	2:20.113	47.650	44.685	47.778	223.1	9:28.756
4	1	2:18.651	47.277	43.568	47.806	232.8	11:47.407
5	1	2:14.141	45.354	42.448	46.339	237.4	14:01.548



# ENDURANCE RACING LEGENDS

## MUGELLO CLASSIC

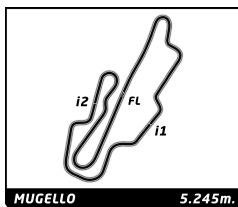
### RACE 1

### Sector Analysis

Personal Best Session Best B Crossing the finish line in pit lane

Lap	D	Time	Sector 1	Sector 2	Sector 3	T. Spd	Elapsed	Lap	D	Time	Sector 1	Sector 2	Sector 3	T. Spd	Elapsed			
6	1	2:16.932	46.171	43.788	46.973	212.2	16:18.480	2	1	3:48.113	1:20.505	1:16.244	1:11.364	68.7	7:09.349			
7	1	3:47.137 <b>B</b>	45.053	44.144	2:17.940	239.5	20:05.617	3	1	2:17.043	47.129	43.235	46.679	216.4	9:26.392			
8	1	2:24.447	56.671	42.096	45.680	142.3	22:30.064	4	1	2:09.836	43.899	40.891	45.046	238.9	11:36.228			
9	1	2:11.946	44.324	41.596	46.026	242.2	24:42.010	5	1	2:12.115	44.931	42.622	44.562	240.5	13:48.343			
10	1	2:11.634	44.062	41.528	46.044	239.5	26:53.644	6	1	2:08.033	43.148	40.303	44.582	246.6	15:56.376			
11	1	2:11.587	44.455	41.245	45.887	239.5	29:05.231	7	1	2:06.869	42.745	40.078	44.046	244.3	18:03.245			
12	1	2:11.921	44.935	41.567	<b>45.419</b>	244.3	31:17.152	8	1	2:05.910	42.466	39.730	43.714	240.0	20:09.155			
13	1	<b>2:10.823</b>	44.729	<b>40.462</b>	45.632	244.9	33:27.975	9	1	3:20.845 <b>B</b>	42.527	40.652	1:57.666	248.8	23:30.000			
14	1	2:14.293	44.404	41.143	48.746	244.9	35:42.268	10	1	2:34.796	1:10.271	40.530	43.995	121.6	26:04.796			
15	1	3:20.888	52.259	1:04.514	1:24.115	155.4	39:03.156	11	1	2:07.120	42.034	39.713	45.373	244.9	28:11.916			
16	1	2:20.299	52.466	41.442	46.391	161.2	41:23.455	12	1	2:05.428	<b>41.918</b>	<b>39.493</b>	44.017	252.3	30:17.344			
<b>81</b> Ferrari 360 Modena GTC 1999 1.Heiko OSTMANN GT2B								<b>90</b> Lola B2K/40 2000 1.Olivier HUEZ LMP2B										
1	1	3:42.044	1:33.682	55.338	1:13.024	99.4	3:42.044	1	1	3:19.077	57.469	1:00.133	1:21.475		3:19.077			
2	1	3:35.592	1:16.073	1:11.945	1:07.574	102.7	7:17.636	2	1	3:46.059	1:19.083	1:14.764	1:12.212	80.2	7:05.136			
3	1	2:19.827	48.050	43.770	48.007	228.3	9:37.463	3	1	2:14.729	46.568	41.708	46.453	217.3	9:19.865			
4	1	2:16.885	46.039	42.757	48.089	231.8	11:54.348	4	1	2:15.014	45.241	41.521	48.252	235.8	11:34.879			
5	1	2:15.343	46.534	41.678	47.131	233.8	14:09.691	5	1	2:18.452	47.518	43.760	47.174	229.3	13:53.331			
6	1	2:15.846	45.853	42.773	47.220	232.3	16:25.537	6	1	3:35.069 <b>B</b>	43.428	40.266	2:11.375	240.5	17:28.400			
7	1	3:34.548 <b>B</b>	44.778	41.833	2:07.937	233.3	20:00.085	7	1	3:02.884	1:34.479	42.974	45.431	110.5	20:31.284			
8	1	2:25.088	57.415	41.346	46.327	144.4	22:25.173	8	1	2:08.210	44.336	39.176	44.698	219.5	22:39.494			
9	1	2:12.383	44.528	<b>40.901</b>	46.954	232.8	24:37.556	9	1	2:06.570	42.012	<b>38.051</b>	46.507	240.0	24:46.064			
10	1	2:14.437	44.713	42.549	47.175	233.3	26:51.993	10	1	2:07.887	43.930	39.131	44.826	242.2	26:56.951			
11	1	2:14.091	44.881	41.654	47.556	229.8	29:06.084	11	1	2:12.144	44.927	40.936	46.281	238.9	29:06.095			
12	1	2:12.636	44.989	41.515	46.132	235.3	31:18.720	12	1	2:07.281	44.539	39.065	<b>43.677</b>	240.5	31:13.376			
13	1	2:12.854	44.377	41.323	47.154	235.8	33:31.574	13	1	<b>2:03.932</b>	<b>41.364</b>	38.074	44.494	244.3	33:17.308			
14	1	<b>2:11.516</b>	44.080	41.116	46.320	237.9	35:43.090	14	1	2:08.992	43.140	39.244	46.608	237.4	35:26.300			
15	1	3:21.565	53.444	1:04.107	1:24.014	140.6	39:04.655	15	1	3:30.024	57.619	1:08.047	1:24.358	225.9	38:56.324			
16	1	2:19.529	51.607	41.697	46.225	165.4	41:24.184	16	1	2:21.032	54.553	41.106	45.373	123.6	41:17.356			
17	1	2:11.560	<b>43.944</b>	41.970	<b>45.646</b>	238.4	43:35.744	17	1	2:06.104	41.910	39.109	45.085	236.3	43:23.460			
<b>88</b> Aston Martin DBR9 2006 1.Philip KADOORIE GT1B								<b>94</b> Ferrari 360 Modena N-GT 2003 1.Janos SANTA GT2B										
1	1	2:52.945	46.132	39.692	1:27.121		2:52.945	1	1	3:17.414	55.861	59.982	1:21.571		3:17.414			
2	1	4:01.149	1:20.923	1:13.551	1:26.675	77.7	6:54.094	2	1	3:46.544	1:18.354	1:15.362	1:12.828	79.9	7:03.958			
3	1	1:58.524	43.004	35.782	39.738	216.9	8:52.618	3	1	2:11.149	45.488	41.175	44.486	225.0	9:15.107			
4	1	1:53.574	39.194	34.821	39.559	262.8	10:46.192	4	1	2:07.555	42.972	40.233	44.350	243.2	11:22.662			
5	1	1:54.768	40.000	35.274	39.494	264.1	12:40.960	5	1	2:08.306	43.628	40.348	<b>44.330</b>	240.5	13:30.968			
6	1	<b>1:53.390</b>	38.874	34.737	39.779	263.4	14:34.350	6	1	<b>2:07.072</b>	<b>42.551</b>	<b>39.770</b>	44.751	242.7	15:38.040			
7	1	1:55.875	38.992	34.688	42.195	263.4	16:30.225	7	1	2:10.089	43.450	41.288	45.351	241.1	17:48.129			
8	1	3:09.775 <b>B</b>	39.979	37.545	1:52.251	243.2	19:40.000	8	1	2:08.685	43.421	40.420	44.844	241.6	19:56.814			
9	1	2:18.853	1:03.770	35.411	39.672	180.6	21:58.853	9	1	3:29.710 <b>B</b>	42.999	40.943	2:05.768	240.0	23:26.524			
10	1	1:54.248	39.444	<b>34.613</b>	40.191	261.5	23:53.101	10	1	2:22.346	55.576	41.080	45.690	152.3	25:48.870			
11	1	1:54.983	38.870	36.320	39.793	263.4	25:48.084	11	1	2:09.372	44.447	40.212	44.713	237.4	27:58.242			
12	1	1:54.695	39.857	35.355	<b>39.483</b>	262.8	27:42.779	12	1	2:11.415	43.464	40.980	46.971	240.0	30:09.657			
13	1	1:58.139	38.810	37.881	41.448	264.1	29:40.918	13	1	2:12.911	44.531	41.185	47.195	237.4	32:22.568			
14	1	1:54.858	39.368	35.937	39.553	264.7	31:35.776	14	1	2:10.727	43.708	41.613	45.406	240.0	34:33.295			
15	1	1:53.688	<b>38.671</b>	34.770	40.247	263.4	33:29.464	15	1	2:40.241	43.825	44.430	1:11.986	237.9	37:13.536			
16	1	1:57.475	39.447	35.670	42.358	264.7	35:26.939	16	1	2:54.832	1:05.659	1:00.669	48.504	107.1	40:08.368			
17	1	3:28.213	55.596	1:07.499	1:25.118	264.7	38:55.152	17	1	2:11.888	44.049	41.130	46.709	230.8	42:20.256			
18	1	2:25.533	1:04.111	38.890	42.532	123.9	41:20.685											
19	1	1:58.505	40.100	36.435	41.970	266.0	43:19.190											
<b>89</b> Porsche 997 GT3 R 2010 1.Paul PHILLIPS INV																		
1	1	3:21.236	1:01.421	1:00.415	1:19.400		3:21.236											





# ENDURANCE RACING LEGENDS

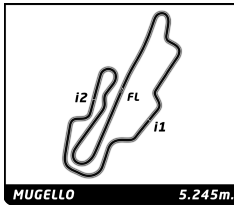
## MUGELLO CLASSIC

### RACE 1

#### Sector Analysis

Personal Best   Session Best   **B** Crossing the finish line in pit lane

Lap	D	Time	Sector 1	Sector 2	Sector 3	T. Spd	Elapsed	Lap	D	Time	Sector 1	Sector 2	Sector 3	T. Spd	Elapsed
<b>97</b>		Marcos LM500 1994 1.Stephen KEATING					GT2A	<b>155</b>		Ferrari 458 GTE 2011 1.Xavier GALANT 2.Olivier GALANT					INV
1	1	3:23.053	1:03.414	1:00.432	1:19.207		3:23.053	1	2	3:13.450	53.862	55.888	1:23.700		3:13.450
2	1	3:47.092	1:20.686	1:16.890	1:09.516	74.0	7:10.145	2	2	3:48.777	1:18.966	1:14.648	1:15.163	79.6	7:02.227
3	1	2:20.924	47.905	44.989	48.030	229.8	9:31.069	3	2	2:06.391	44.467	39.645	42.279	247.1	9:08.618
4	1	2:17.222	46.729	42.696	47.797	232.8	11:48.291	4	2	1:57.217	40.460	36.290	40.467	261.5	11:05.835
5	1	2:14.219	45.845	41.983	46.391	233.3	14:02.510	5	2	1:56.801	40.873	35.816	40.112	262.8	13:02.636
6	1	2:16.722	45.929	43.864	46.929	231.8	16:19.232	6	2	1:54.009	39.145	35.018	39.846	261.5	14:56.645
7	1	2:17.131	45.242	44.499	47.390	233.3	18:36.363	7	2	1:53.713	39.038	34.945	39.730	262.8	16:50.358
8	1	3:44.406 <b>B</b>	44.485	42.116	2:17.805	228.3	22:20.769	8	2	1:54.081	38.752	35.854	39.475	260.9	18:44.439
9	1	2:22.372	55.018	41.721	45.633	136.2	24:43.141	9	2	3:15.699 <b>B</b>	38.808	36.527	2:00.364	262.8	22:00.138
10	1	2:15.886	46.419	43.235	46.232	233.8	26:59.027	10	2	2:04.711	49.603	35.425	39.683	145.7	24:04.849
11	1	2:10.849	45.289	40.454	45.106	232.3	29:09.876	11	2	1:54.326	38.742	35.820	39.764	260.9	25:59.175
12	1	<b>2:09.208</b>	44.274	<b>40.002</b>	<b>44.932</b>	231.8	31:19.084	12	2	1:53.849	38.657	35.474	39.718	264.1	27:53.024
13	1	2:11.177	44.568	40.912	45.697	234.8	33:30.261	13	2	1:53.167	38.612	35.302	<b>39.253</b>	262.8	29:46.191
14	1	2:12.720	<b>44.098</b>	40.338	48.284	233.8	35:42.981	14	2	1:54.007	39.391	34.831	39.785	266.0	31:40.198
15	1	3:22.984	56.460	1:02.468	1:24.056	141.2	39:05.965	15	2	<b>1:52.618</b>	<b>38.502</b>	<b>34.678</b>	39.438	262.8	33:32.816
16	1	2:18.937	50.468	41.876	46.593	175.6	41:24.902	16	2	2:02.052	41.814	36.169	44.069	267.3	35:34.868
17	1	2:11.977	44.834	41.374	45.769	234.8	43:36.879	17	2	3:26.134	57.012	1:05.390	1:23.732	260.2	39:01.002
18	2	2:09.810	50.908	37.837	41.065	168.0	41:10.812	18	2	2:09.810	50.908	37.837	41.065	168.0	41:10.812
19	2	1:56.020	40.259	35.624	40.137	264.7	43:06.832	19	2	1:56.020	40.259	35.624	40.137	264.7	43:06.832
<b>99</b>		Porsche 996 GT3-RS 2001 1.Simon EVANS					GT2B	<b>159</b>		Porsche 993 GT2 1995 1.Jean-Louis BONNET					GT2A
1	1	3:18.074	56.465	1:00.053	1:21.556		3:18.074	1	1	3:26.040	1:05.485	1:00.648	1:19.907		3:26.040
2	1	3:46.023	1:18.748	1:14.938	1:12.337	80.6	7:04.097	2	1	3:45.234	1:21.108	1:16.770	1:07.356	75.7	7:11.274
3	1	2:12.109	45.786	41.048	45.275	230.8	9:16.206	3	1	2:21.786	48.719	44.906	48.161	211.4	9:33.060
4	1	2:07.168	43.400	39.810	43.958	234.8	11:23.374	4	1	2:20.885	47.201	45.191	48.493	234.8	11:53.945
5	1	2:08.259	43.386	40.302	44.571	236.3	13:31.633	5	1	2:21.314	48.046	44.616	48.652	222.2	14:15.259
6	1	2:07.165	42.780	39.431	44.954	235.3	15:38.798	6	1	2:19.289	47.126	44.435	47.728	222.7	16:34.548
7	1	2:06.947	42.993	40.223	43.731	234.3	17:45.745	7	1	3:46.609 <b>B</b>	46.821	43.698	2:16.090	220.0	20:21.157
8	1	2:05.650	42.811	38.994	43.845	234.3	19:51.395	8	1	2:32.423	57.161	46.952	48.310	126.9	22:53.580
9	1	3:26.834 <b>B</b>	42.463	39.128	2:05.243	234.3	23:18.229	9	1	2:17.341	46.471	43.445	47.425	236.3	25:10.921
10	1	2:15.985	53.086	38.786	44.113	150.2	25:34.214	10	1	2:17.008	46.215	43.793	47.000	214.7	27:27.929
11	1	<b>2:04.492</b>	42.239	38.905	43.348	229.8	27:38.706	11	1	2:16.204	44.986	43.480	47.738	220.9	29:44.133
12	1	2:05.746	<b>42.042</b>	39.881	43.823	232.8	29:44.452	12	1	2:15.481	45.669	43.350	<b>46.462</b>	241.6	31:59.614
13	1	2:06.463	43.343	<b>38.377</b>	44.743	238.4	31:50.915	13	1	<b>2:14.905</b>	<b>44.208</b>	43.913	46.784	244.9	34:14.519
14	1	2:04.542	42.512	38.772	<b>43.258</b>	234.8	33:55.457	14	1	2:22.381	44.929	<b>42.961</b>	54.491	243.8	36:36.900
15	1	2:21.965	42.283	39.379	1:00.303	234.3	36:17.422	15	1	3:14.801	1:05.922	1:13.232	55.647	114.0	39:51.701
16	1	3:27.231	1:17.396	1:12.929	56.906	83.1	39:44.653	16	1	2:18.123	46.398	43.742	47.983	216.9	42:09.824
17	1	2:10.998	44.331	40.166	46.501	225.9	41:55.651	17	1	2:18.123	46.398	43.742	47.983	216.9	42:09.824
<b>100</b>		Morgan Aero 8 GT3 2009 1.Roger WHITESIDE					INV	<b>160</b>		Porsche 993 GT2 Evo 1999 1.Paul HOWELLS					GT2A
1	1	5:55.084 <b>B</b>	3:10.656	1:04.059	1:40.369		5:55.084	1	1	3:19.379	1:00.722	58.824	1:19.833		3:19.379
2	1	5:29.927	3:41.471	54.336	54.120	82.4	11:25.011	2	1	3:46.086	1:19.918	1:14.685	1:11.483	75.1	7:05.465
3	1	2:34.263	54.048	46.690	53.525	157.0	13:59.274	3	1	2:14.842	47.275	41.905	45.662	213.4	9:20.307
4	1	3:14.404 <b>B</b>	54.075	49.018	1:31.311	167.2	17:13.678	4	1	2:13.362	45.478	41.218	46.666	231.8	11:33.669
5	1	8:21.080	6:48.103	44.366	48.611	93.4	25:34.758	5	1	2:08.463	43.385	40.486	44.592	257.8	13:42.132
6	1	2:18.411	46.830	44.166	47.415	216.4	27:53.169	6	1	<b>2:07.899</b>	<b>42.550</b>	40.663	44.686	259.6	15:50.031
7	1	2:16.274	45.572	43.001	47.701	240.0	30:09.443	7	1	2:59.969 <b>B</b>	43.235	40.903	1:35.831	244.3	18:50.000
8	1	2:17.006	47.607	43.054	<b>46.345</b>	232.8	32:26.449	8	1	2:48.844	1:22.461	41.862	44.521	150.0	21:38.844
9	1	<b>2:14.097</b>	45.876	<b>41.639</b>	46.582	246.0	34:40.546	9	1	2:09.057	44.107	40.815	<b>44.135</b>	246.0	23:47.901
10	1	2:52.507	<b>44.666</b>	52.373	1:15.468	260.2	37:33.053	10	1	2:10.130	43.194	42.366	44.570	260.9	25:58.031
11	1	2:56.467	1:13.756	54.382	48.329	89.3	40:29.520	11	1	2:08.587	43.686	<b>40.435</b>	44.466	257.1	28:06.618
12	1	2:17.432	47.811	42.963	46.658	232.3	42:46.952	12	1	2:10.588	43.980	41.203	45.405	252.3	30:17.206
								13	1	2:10.850	45.545	40.668	44.637	228.8	32:28.056



# ENDURANCE RACING LEGENDS

## MUGELLO CLASSIC

### RACE 1

### Sector Analysis

■ Personal Best ■ Session Best B Crossing the finish line in pit lane

Lap	D	Time	Sector 1	Sector 2	Sector 3	T. Spd	Elapsed	Lap	D	Time	Sector 1	Sector 2	Sector 3	T. Spd	Elapsed
14	1	2:09.171	43.571	40.656	44.944	254.1	34:37.227								
15	1	2:51.452	43.687	49.589	1:18.176	260.9	37:28.679								
16	1	2:50.835	1:11.527	54.320	44.988	95.2	40:19.514								
17	1	2:10.502	43.863	40.957	45.682	247.7	42:30.016								

# 911

Porsche 997 GT3 RSR 2008  
1. Andy FEIGENWINTER

GT2C

1	1	3:10.483	52.195	55.310	1:22.978		3:10.483								
2	1	3:52.222	1:19.730	1:14.756	1:17.736	77.9	7:02.705								
3	1	2:06.683	44.310	39.705	42.668	236.8	9:09.388								
4	1	1:58.868	40.339	37.200	41.329	258.4	11:08.256								
5	1	1:58.568	40.473	36.873	41.222	256.5	13:06.824								
6	1	1:59.870	40.847	37.563	41.460	259.0	15:06.694								
7	1	3:27.817	B	40.766	36.707	2:10.344	258.4	18:34.511							
8	1	2:09.683	51.362	37.220	41.101	168.0	20:44.194								
9	1	2:01.617	40.145	39.119	42.353	254.7	22:45.811								
10	1	1:59.043	40.525	36.663	41.855	255.9	24:44.854								
11	1	2:00.273	41.361	37.997	40.915	256.5	26:45.127								
12	1	1:58.379	40.463	36.885	41.031	254.7	28:43.506								
13	1	1:58.554	40.534	36.986	41.034	254.7	30:42.060								
14	1	1:57.782	40.382	36.409	40.991	255.3	32:39.842								
15	1	1:58.887	40.344	36.700	41.843	254.1	34:38.729								
16	1	2:30.484	40.243	39.995	1:10.246	256.5	37:09.213								
17	1	2:53.584	1:07.316	1:02.563	43.705	111.0	40:02.797								
18	1	2:04.459	42.159	38.612	43.688	250.0	42:07.256								