

ENDURANCE RACING LEGENDS

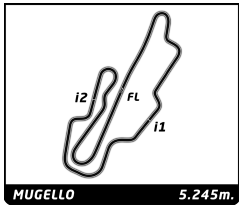
MUGELLO CLASSIC

QUALIFYING 2

Sector Analysis

■ Personal Best ■ Session Best B Crossing the finish line in pit lane

Lap	D	Time	Sector 1	Sector 2	Sector 3	T. Spd	Elapsed	Lap	D	Time	Sector 1	Sector 2	Sector 3	T. Spd	Elapsed
8 Porsche 993 GT2 Evo 1999 1. Peter FAIRBAIRN GT2A															
1	1	3:58.826	2:18.332	49.553	50.941	82.3	3:58.826	6	2	1:53.263	38.954	35.320	38.989	270.7	15:00.683
2	1	2:51.290	51.047	45.651	1:14.592	233.3	6:50.116	7	2	1:51.718	38.591	34.215	38.912	271.4	16:52.401
3	1	2:21.163	47.703	44.567	48.893	220.0	9:11.279	8	2	1:53.372	38.611	34.157	40.604	270.7	18:45.773
4	1	2:19.447	46.889	44.483	48.075	237.4	11:30.726	9	2	1:51.383	38.187	33.863	39.333	270.7	20:37.156
5	1	2:18.928	46.432	44.641	47.855	234.8	13:49.654	10	2	1:51.766	38.177	33.953	39.636	271.4	22:28.922
6	1	2:17.332	45.966	43.792	47.574	236.3	16:06.986	11	2	1:53.122	38.189	35.919	39.014	271.4	24:22.044
7	1	3:51.051 B	46.059	46.091	2:18.901	234.3	19:58.037	12	2	3:33.636	51.707	1:15.249	1:26.680	271.4	27:55.680
8	1	2:38.531	1:05.584	44.264	48.683	99.0	22:36.568	13	2	2:48.049	1:14.611	50.267	43.171	94.2	30:43.729
9	1	2:24.043	45.447	43.197	55.399	234.8	25:00.611	14	2	1:51.505	38.885	34.315	38.805	269.3	32:35.234
10	1	4:08.596	1:21.543	1:15.414	1:31.639	61.3	29:09.207	15	2	1:55.286	40.199	35.332	39.755	255.9	34:30.520
11	1	2:28.955	57.483	43.383	48.089	139.9	31:38.162	16	2	1:57.085	39.123	33.974	43.988	270.0	36:27.605
12	1	2:15.306	46.223	42.328	46.755	232.8	33:53.468	17	2	1:56.805	38.307	34.025	44.473	270.0	38:24.410
13	1	2:15.155	45.679	42.613	46.863	234.8	36:08.623	18	2	1:52.950	40.308	34.385	38.257	274.1	40:17.360
14	1	2:13.253	44.540	42.224	46.489	231.8	38:21.876								
15	1	2:14.337	45.091	42.366	46.880	238.9	40:36.213								
12 Porsche 993 GT2 1996 1. Henrique GEMPERLE GT2A 2. Marc de SIEBENTHAL															
1	1	4:22.355	2:37.183	51.031	54.141	80.4	4:22.355								
2	1	2:47.008	52.414	55.124	59.470	179.4	7:09.363								
3	1	2:19.011	46.915	43.821	48.275	239.5	9:28.374								
4	1	2:16.679	45.550	43.570	47.559	246.0	11:45.053								
5	1	2:13.628	44.817	42.300	46.511	248.3	13:58.681								
6	1	3:45.866 B	45.512	42.959	2:17.395	250.6	17:44.547								
7	1	2:25.871	58.381	42.082	45.408	132.0	20:10.418								
8	1	2:09.621	43.046	41.193	45.382	251.7	22:20.039								
9	1	2:21.229	45.344	43.458	52.427	254.1	24:41.268								
16 MG EX257 2004 1. Christian GLÄSEL LMP1B															
1	1	3:01.249	1:35.888	41.524	43.837	117.1	3:01.249								
2	1	1:57.450	41.352	37.433	38.665	238.9	4:58.699								
3	1	2:40.811	56.732	1:04.621	39.458	261.5	7:39.510								
4	1	1:51.839	38.121	35.341	38.377	276.2	9:31.349								
5	1	1:57.905	37.867	41.376	38.662	278.4	11:29.254								
6	1	1:47.971	37.478	33.801	36.692	275.5	13:17.225								
7	1	1:55.344	39.317	38.625	37.402	279.8	15:12.569								
8	1	1:45.788	37.295	32.000	36.493	279.1	16:58.357								
9	1	3:45.447 B	35.629	31.754	2:38.064	277.6	20:43.804								
10	1	2:05.673	53.438	34.648	37.587	144.6	22:49.477								
11	1	2:06.917	37.967	38.218	50.732	277.6	24:56.394								
12	1	4:06.981	1:22.889	1:14.791	1:29.301	74.6	29:03.375								
13	1	2:07.925	54.753	35.596	37.576	105.7	31:11.300								
14	1	1:43.246	36.014	31.469	35.763	274.8	32:54.546								
15	1	1:57.321	38.434	34.896	43.991	276.9	34:51.867								
16	1	1:42.352	35.521	31.017	35.814	276.9	36:34.219								
34 Courage C60 2005 1. David HART LMP1B															
1	1	5:00.260	3:42.907	37.804	39.549	138.1	5:00.260								
2	1	2:32.118	51.413	1:01.597	39.108	246.0	7:32.378								
3	1	1:48.951	37.585	33.547	37.819	277.6	9:21.329								
4	1	1:48.034	37.426	33.141	37.467	280.5	11:09.363								
5	1	1:51.336	36.976	33.390	40.970	279.1	13:00.699								
35 Porsche 993 GT2 Evo 1999 1. Paul MCLEAN GT2A															
1	1	2:52.045	1:19.912	45.307	46.826	87.0	2:52.045								
2	1	2:12.220	45.776	41.734	44.710	250.0	5:04.265								
3	1	2:46.906	57.711	1:02.675	46.520	255.3	7:51.171								
4	1	2:05.863	43.026	39.837	43.000	262.1	9:57.034								
5	1	2:03.971	41.312	39.707	42.952	265.4	12:01.005								
6	1	2:04.416	41.560	39.542	43.314	262.1	14:05.421								
7	1	3:35.055 B	43.057	40.165	2:11.833	260.9	17:40.476								
8	1	2:26.450	59.376	43.377	43.697	123.9	20:06.926								
9	1	2:03.677	41.785	39.045	42.847	265.4	22:10.603								
10	1	2:02.097	41.266	38.752	42.079	264.7	24:12.700								
11	1	3:59.594 B	56.770	1:11.116	1:51.708	263.4	28:12.294								
12	1	12:41.138 B					40:53.432								
37 Courage C65 2005 1. Harvey STANLEY LMP2B 2. James LITTLEJOHN															
1	2	3:48.797	2:28.916	39.026	40.855	74.5	3:48.797								

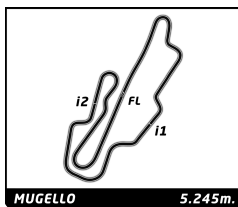


ENDURANCE RACING LEGENDS MUGELLO CLASSIC QUALIFYING 2

Sector Analysis

Personal Best Session Best B Crossing the finish line in pit lane

Lap	D	Time	Sector 1	Sector 2	Sector 3	T. Spd	Elapsed	Lap	D	Time	Sector 1	Sector 2	Sector 3	T. Spd	Elapsed
2	2	1:53.407	41.694	33.920	37.793	265.4	5:42.204	12	1	1:58.563	40.526	37.146	40.891	254.1	33:21.943
3	2	2:21.646	1:10.156	34.340	37.150	109.4	8:03.850	13	1	1:56.205	39.042	36.481	40.682	255.3	35:18.148
4	2	1:47.732	38.801	31.602	37.329	270.0	9:51.582	14	1	1:59.279	40.644	37.070	41.565	233.3	37:17.427
5	2	1:46.056	37.016	31.835	37.205	268.0	11:37.638	15	1	2:05.322	42.108	38.185	45.029	249.4	39:22.749
6	2	3:29.689	B 39.192	34.596	2:15.901	269.3	15:07.327	16	1	1:57.138	39.820	36.615	40.703	247.1	41:19.887
7	1	2:13.805	52.809	38.803	42.193	153.8	17:21.132	53 Aston Martin DBR9 2006 1. Richard MEINS GT1B							
8	1	1:58.143	40.722	36.650	40.771	246.0	19:19.275	1	1	7:02.310	5:05.540	53.028	1:03.742	85.2	7:02.310
9	1	1:53.530	38.756	35.125	39.649	254.1	21:12.805	2	1	2:02.117	43.032	37.903	41.182	262.8	9:04.427
10	1	1:51.042	38.052	34.424	38.566	260.9	23:03.847	3	1	1:55.048	39.786	36.243	39.019	268.0	10:59.475
11	1	2:08.487	37.290	34.158	57.039	257.1	25:12.334	4	1	2:03.226	41.088	38.971	43.167	270.7	13:02.701
12	1	4:00.992	1:18.019	1:11.930	1:31.043	72.1	29:13.326	5	1	1:55.350	39.500	36.647	39.203	271.4	14:58.051
13	1	2:07.032	49.605	37.881	39.546	177.9	31:20.358	6	1	3:24.874	B 39.117	35.633	2:10.124	270.0	18:22.925
14	1	1:52.252	38.655	34.784	38.813	266.0	33:12.610	7	1	2:28.468	53.386	43.888	51.194	158.4	20:51.393
15	1	1:49.540	37.304	34.028	38.208	264.1	35:02.150	8	1	1:55.645	39.260	35.678	40.707	268.0	22:47.038
16	1	1:48.930	37.613	33.506	37.811	264.7	36:51.080	9	1	2:10.864	40.028	36.205	54.631	268.7	24:57.902
17	1	1:48.311	36.585	33.388	38.338	265.4	38:39.391	10	1	4:09.090	1:22.321	1:15.228	1:31.541	73.0	29:06.992
39 Lola B05/40 2005 1. Lionel BOCH LMP2B								11	1	2:12.024	52.235	38.586	41.203	141.7	31:19.016
1	1	8:41.394	6:54.009	51.812	55.573	102.0	8:41.394	12	1	1:53.118	39.096	35.051	38.971	268.7	33:12.134
2	1	2:31.764	53.123	48.839	49.802	196.0	11:13.158	59 Porsche 993 GT2 Evo 1999 1. Rémi TERRAIL 2. Jürg AEBERHARD GT2A							
3	1	4:17.493	B 49.163	47.430	2:40.900	222.7	15:30.651	1	2	13:46.386	...	45.725	50.628	72.8	13:46.386
4	1	2:46.424	1:16.206	44.601	45.617	57.3	18:17.075	2	2	2:11.982	44.808	38.989	48.185	213.0	15:58.368
41 Ford GT (001 PT GT1) 2010 1. Kriton LENDOUIS GT1B								3	2	1:56.634	39.520	36.818	40.296	255.9	17:55.002
1	1	3:47.160	2:12.863	48.064	46.233	87.1	3:47.160	4	2	1:53.644	39.034	34.914	39.696	255.3	19:48.646
2	1	2:20.680	46.006	38.803	55.871	255.3	6:07.840	5	2	1:59.317	39.716	36.950	42.651	257.8	21:47.963
3	1	2:20.775	57.217	40.262	43.296	117.4	8:28.615	6	2	1:58.614	38.811	38.059	41.744	256.5	23:46.577
4	1	2:04.239	41.761	39.268	43.210	258.4	10:32.854	63 Chevrolet Corvette C6 ZR1 2010 1. John EMBERSON 2. Nigel GREENSALL GT2C							
5	1	1:59.920	40.490	37.138	42.292	257.8	12:32.774	1	2	2:45.403	1:16.210	44.022	45.171	82.0	2:45.403
6	1	2:02.118	40.281	38.605	43.232	259.0	14:34.892	2	2	2:06.372	43.937	38.114	44.321	243.2	4:51.775
7	1	1:59.657	41.623	36.793	41.241	259.0	16:34.549	3	2	4:05.225	B 46.554	54.173	2:24.498	216.0	8:57.000
8	1	1:59.409	40.475	36.806	42.128	258.4	18:33.958	4	1	2:57.698	1:31.366	40.449	45.883	83.0	11:54.698
9	1	4:25.200	B 40.600	39.132	3:05.468	257.1	22:59.158	5	1	2:05.192	43.155	38.326	43.711	242.7	13:59.890
10	1	2:26.483	48.177	38.069	1:00.237	176.5	25:25.641	6	1	2:06.800	42.764	39.988	44.048	231.8	16:06.690
11	1	3:48.697	1:05.954	1:12.687	1:30.056	120.1	29:14.338	7	1	2:04.522	41.956	38.865	43.701	241.6	18:11.212
12	1	2:09.858	48.209	38.753	42.896	177.3	31:24.196	8	1	2:06.878	43.875	38.873	44.130	229.3	20:18.090
13	1	1:57.967	40.133	37.667	40.167	259.0	33:22.163	9	1	2:04.271	42.452	38.465	43.354	242.7	22:22.361
14	1	1:56.046	39.217	36.365	40.464	260.9	35:18.209	10	1	8:10.935	B 41.834	6:02.399	1:26.702	243.2	30:33.296
15	1	1:54.705	38.559	35.682	40.464	258.4	37:12.914	69 Dodge Viper GTS-R 2001 1. Mr JOHN OF B 2. Soheil AYARI GT1B							
16	1	1:56.980	38.457	37.650	40.873	259.0	39:09.894	1	1	3:31.905	1:57.129	47.716	47.060	80.9	3:31.905
17	1	1:55.077	39.863	35.148	40.066	260.2	41:04.971	2	1	2:09.815	43.709	42.160	43.946	250.0	5:41.720
52 Porsche 993 GT2 Evo 1999 1. Benoit ROMAC GT2A								3	1	2:35.471	1:12.122	39.571	43.778	104.8	8:17.191
1	1	3:08.813	1:34.641	47.265	46.907	112.5	3:08.813	4	1	2:01.882	41.481	38.471	41.930	260.2	10:19.073
2	1	2:11.680	44.454	43.291	43.935	237.4	5:20.493	5	1	2:00.696	40.936	38.117	41.643	265.4	12:19.769
3	1	2:36.513	1:00.502	52.303	43.708	234.8	7:57.006	6	1	1:58.333	39.999	37.003	41.331	264.1	14:18.102
4	1	2:13.784	50.992	40.074	42.718	203.8	10:10.790	7	1	1:58.677	39.581	37.116	41.980	265.4	16:16.779
5	1	2:00.391	40.684	38.080	41.627	253.5	12:11.181	8	1	6:03.778	B 43.281	41.862	4:38.635	247.7	22:20.557
6	1	3:14.571	B 41.175	37.803	1:55.593	254.7	15:25.752	9	1	2:15.378	54.015	39.157	42.206	152.8	24:35.935
7	1	2:11.291	51.386	38.256	41.649	160.5	17:37.043	10	1	3:36.049	1:01.323	1:08.935	1:25.791	162.2	28:11.984
8	1	1:59.857	40.611	37.700	41.546	252.3	19:36.900	11	1	2:32.520	1:13.697	37.910	40.913	88.7	30:44.504
9	1	5:32.602	B 41.532	38.832	4:12.238	247.1	25:09.502	12	1	1:54.967	39.276	36.162	39.529	263.4	32:39.471
10	1	4:00.791	1:14.899	1:14.418	1:31.474	110.5	29:10.293								
11	1	2:13.087	51.946	38.424	42.717	149.2	31:23.380								



ENDURANCE RACING LEGENDS

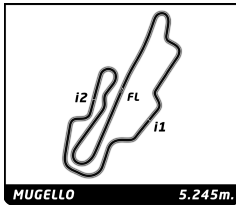
MUGELLO CLASSIC

QUALIFYING 2

Sector Analysis

Personal Best Session Best B Crossing the finish line in pit lane

Lap	D	Time	Sector 1	Sector 2	Sector 3	T. Spd	Elapsed	Lap	D	Time	Sector 1	Sector 2	Sector 3	T. Spd	Elapsed
12	1	2:08.755	42.825	39.871	46.059	237.4	33:37.712	4	1	2:19.597	47.420	44.773	47.404	232.8	11:38.203
13	1	2:06.699	42.527	39.709	44.463	239.5	35:44.411	5	1	2:15.776	46.510	42.939	46.327	235.3	13:53.979
14	1	2:07.160	42.824	40.151	44.185	234.8	37:51.571	6	1	2:16.226	46.433	43.697	46.096	246.6	16:10.205
97 Marcos LM500 1994 1.Stephen KEATING GT2A								7 1 5:24.294 B 46.385 44.854 3:53.055 248.3 21:34.499							
1 1 5:30.596 3:43.271 53.525 53.800 87.6 5:30.596								8 2 2:31.328 1:04.442 42.538 44.348 131.5 24:05.827							
2 1 2:49.954 1:05.775 53.183 50.996 156.5 8:20.550								9 2 3:34.292 50.891 1:08.519 1:34.882 260.2 27:40.119							
3 1 2:25.489 49.707 46.205 49.577 223.6 10:46.039								10 2 2:51.806 1:17.805 50.418 43.583 103.6 30:31.925							
4 1 2:22.449 48.249 44.970 49.230 231.3 13:08.488								11 2 2:02.463 41.906 38.504 42.053 259.6 32:34.388							
5 1 4:03.719 B 46.688 45.089 2:31.942 232.8 17:12.207								12 2 2:01.686 42.243 37.955 41.488 244.3 34:36.074							
6 1 2:31.202 59.165 43.956 48.081 127.4 19:43.409								13 2 1:58.095 40.127 36.880 41.088 262.8 36:34.169							
7 1 2:16.300 46.230 42.481 47.589 225.9 21:59.709								14 2 1:58.761 40.882 37.219 40.660 264.1 38:32.930							
8 1 2:13.335 45.053 41.793 46.489 231.8 24:13.044								15 2 1:58.905 40.617 36.457 41.831 264.1 40:31.835							
9 1 5:18.594 B 59.667 1:14.770 3:04.157 234.8 29:31.638								159 Porsche 993 GT2 1995 1.Jean-Louis BONNET GT2A							
10 1 2:27.751 58.348 42.546 46.857 129.7 31:59.389								1 1 4:54.083 2:56.968 59.006 58.109 78.9 4:54.083							
11 1 2:14.692 45.155 42.561 46.976 231.8 34:14.081								2 1 3:01.182 58.427 1:07.576 55.179 178.5 7:55.265							
12 1 2:16.697 45.578 42.613 48.506 231.3 36:30.778								3 1 2:41.261 55.727 52.727 52.807 168.2 10:36.526							
13 1 2:14.753 45.851 42.376 46.526 233.3 38:45.531								4 1 2:34.855 50.892 51.350 52.613 213.4 13:11.381							
14 1 2:13.647 44.677 41.844 47.126 233.3 40:59.178								5 1 2:33.233 50.213 50.137 52.883 219.1 15:44.614							
99 Porsche 996 GT3-RS 2001 1.Simon EVANS GT2B								6 1 2:25.794 48.918 47.820 49.056 206.1 18:10.408							
1 1 7:04.573 5:10.367 51.480 1:02.726 127.5 7:04.573								7 1 2:24.560 48.761 46.735 49.064 206.1 20:34.968							
2 1 2:09.535 43.341 41.160 45.034 233.8 9:14.108								8 1 3:58.326 B 48.588 48.617 2:21.121 206.1 24:33.294							
3 1 2:06.059 42.982 39.338 43.739 234.8 11:20.167								9 1 3:39.399 1:07.816 1:06.858 1:24.725 102.5 28:12.693							
4 1 11:12.921 B 44.574 41.973 9:46.374 228.8 22:33.088								10 1 2:57.923 1:16.483 49.563 51.877 79.1 31:10.616							
5 1 8:18.646 B 56.137 43.370 6:39.139 145.7 30:51.734								11 1 2:31.527 51.278 47.998 52.251 180.6 33:42.143							
6 1 2:17.920 55.123 38.759 44.038 140.6 33:09.654								12 1 2:26.405 49.512 46.747 50.146 206.9 36:08.548							
7 1 2:02.319 41.723 37.727 42.869 229.8 35:11.973								13 1 2:21.795 47.623 45.031 49.141 204.2 38:30.343							
8 1 2:03.547 41.427 38.736 43.384 231.8 37:15.520								14 1 2:25.577 49.498 46.932 49.147 218.6 40:55.920							
9 1 2:09.367 43.846 41.999 43.522 233.8 39:24.887								160 Porsche 993 GT2 Evo 1999 1.Paul HOWELLS GT2A							
10 1 2:02.108 41.671 38.001 42.436 233.8 41:26.995								1 1 3:24.801 1:34.692 54.337 55.772 83.1 3:24.801							
100 Morgan Aero 8 GT3 2009 1.Roger WHITESIDE INV								2 1 2:37.986 49.506 47.969 1:00.511 206.9 6:02.787							
1 1 3:05.951 1:23.984 49.911 52.056 83.1 3:05.951								3 1 2:39.065 1:04.970 45.213 48.882 102.3 8:41.852							
2 1 2:22.253 48.854 44.598 48.801 212.6 5:28.204								4 1 2:14.866 45.891 42.905 46.070 225.9 10:56.718							
3 1 2:48.720 1:01.489 59.281 47.950 193.9 8:16.924								5 1 2:14.544 45.680 42.400 46.464 232.8 13:11.262							
4 1 2:20.075 47.543 45.198 47.334 208.9 10:36.999								6 1 3:15.738 B 45.412 44.378 1:45.948 235.8 16:27.000							
5 1 2:17.559 46.681 44.178 46.700 211.8 12:54.558								7 1 3:00.796 1:26.022 45.164 49.610 94.5 19:27.796							
6 1 2:15.016 45.409 43.775 45.832 231.8 15:09.574								8 1 2:12.683 44.590 42.295 45.798 228.3 21:40.479							
7 1 2:53.528 B 46.134 42.839 1:24.555 237.9 18:03.102								9 1 2:10.915 43.602 42.262 45.051 247.1 23:51.394							
8 1 3:43.505 2:13.035 44.585 45.885 87.7 21:46.607								10 1 3:27.631 B 42.746 1:01.002 1:43.883 254.1 27:19.025							
9 1 2:11.021 44.560 41.604 44.857 247.7 23:57.628								11 1 5:33.025 3:58.432 48.438 46.155 94.2 32:52.050							
10 1 3:31.581 B 46.410 59.565 1:45.606 253.5 27:29.209								12 1 2:17.110 46.718 42.621 47.771 252.3 35:09.160							
11 1 4:37.755 3:09.177 42.871 45.707 97.6 32:06.964								13 1 2:09.905 43.057 41.724 45.124 248.8 37:19.065							
12 1 2:09.188 43.639 41.012 44.537 257.1 34:16.152								911 Porsche 997 GT3 RSR 2008 1.Andy FEIGENWINTER GT2C							
13 1 2:12.207 44.188 42.156 45.863 258.4 36:28.359								1 1 4:46.822 2:55.421 57.310 54.091 71.4 4:46.822							
14 1 2:09.687 44.177 40.724 44.786 240.5 38:38.046								2 1 2:36.106 50.002 46.927 59.177 171.7 7:22.928							
15 1 2:08.180 43.400 40.671 44.109 259.6 40:46.226								3 1 2:31.387 1:08.419 40.405 42.563 251.7 9:54.315							
155 Ferrari 458 GTE 2011 1.Xavier GALANT INV 2.Olivier GALANT								4 1 2:01.660 41.409 38.065 42.186 254.1 11:55.975							
1 1 4:01.469 2:02.299 58.241 1:00.929 77.1 4:01.469								5 1 2:00.675 41.286 37.067 42.322 254.7 13:56.650							
2 1 2:53.307 55.122 51.627 1:06.558 187.5 6:54.776								6 1 1:59.194 40.695 37.459 41.040 255.9 15:55.844							
3 1 2:23.830 50.757 45.788 47.285 202.2 9:18.606								7 1 5:00.206 B 40.347 40.935 3:38.924 255.3 20:56.050							
								8 1 2:07.387 49.842 36.530 41.015 161.9 23:03.437							
								9 1 6:25.139 B 40.205 36.714 5:08.220 255.9 29:28.576							



ENDURANCE RACING LEGENDS

MUGELLO CLASSIC

QUALIFYING 2

Sector Analysis

■ Personal Best ■ Session Best B Crossing the finish line in pit lane

Lap	D	Time	Sector 1	Sector 2	Sector 3	T. Spd	Elapsed	Lap	D	Time	Sector 1	Sector 2	Sector 3	T. Spd	Elapsed
10	1	2:13.162	54.384	37.278	41.500	152.8	31:41.738								
11	1	1:58.172	40.863	36.236	41.073	253.5	33:39.910								