

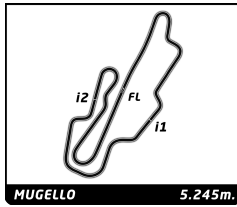
CLASSIC ENDURANCE RACING 2 MUGELLO CLASSIC RACE

Sector Analysis

■ Personal Best ■ Session Best B Crossing the finish line in pit lane

Lap	D	Time	Sector 1	Sector 2	Sector 3	T. Spd	Elapsed	Lap	D	Time	Sector 1	Sector 2	Sector 3	T. Spd	Elapsed
2 Lola T298 1979 1. Frédéric DA ROCHA P-2L								10 1 2:34.789 42.054 38.992 1:13.743 257.1 21:30.276 11 1 3:28.120 1:28.983 1:15.018 44.119 73.0 24:58.396 12 1 2:25.137 41.826 39.160 1:04.151 257.8 27:23.533 13 1 5:31.033 B 1:21.942 1:08.857 3:00.234 73.8 32:54.566 14 1 2:14.791 50.859 40.659 43.273 162.9 35:09.357 15 1 2:03.102 41.418 38.416 43.268 257.8 37:12.459 16 1 2:02.946 41.076 38.462 43.408 262.1 39:15.405 17 1 2:05.217 41.367 40.570 43.280 264.1 41:20.622 18 1 2:03.188 41.652 39.107 42.429 254.7 43:23.810 19 1 2:04.316 42.007 39.200 43.109 256.5 45:28.126 20 1 2:05.770 42.900 39.471 43.399 253.5 47:33.896 21 1 2:02.794 41.215 38.894 42.685 258.4 49:36.690 22 1 2:04.359 42.041 39.144 43.174 258.4 51:41.049 23 1 2:05.130 41.604 38.807 44.719 259.6 53:46.179 24 1 2:05.039 42.583 39.459 42.997 229.8 55:51.218 25 1 2:05.527 42.358 39.267 43.902 222.7 57:56.745 26 1 2:04.977 43.224 38.649 43.104 230.8 1:00:01.722 27 1 2:06.001 42.210 39.585 44.206 248.3 1:02:07.723							
10 Osella PA5 1977 1. Roberto TURRIZIANI 2. Davide MAZZOLENI P-2L								1 1 2:21.778 54.166 41.298 46.314 2:21.778 2 1 2:10.833 45.771 40.164 44.898 231.8 4:32.611 3 1 2:08.903 42.888 40.411 45.604 231.8 6:41.514 4 1 2:07.220 43.256 39.651 44.313 226.9 8:48.734 5 1 2:04.752 42.304 38.358 44.090 231.3 10:53.486 6 1 2:07.420 43.102 38.559 45.759 225.9 13:00.906 7 1 2:06.843 42.994 38.350 45.499 217.3 15:07.749 8 1 2:05.303 42.409 37.818 45.076 222.2 17:13.052 9 1 2:05.507 42.437 38.704 44.366 222.7 19:18.559 10 1 2:27.119 43.123 40.531 1:03.465 221.8 21:45.678 11 1 3:17.559 1:18.432 1:13.556 45.571 129.2 25:03.237 12 1 2:32.591 43.810 40.878 1:07.903 226.4 27:35.828 13 1 5:32.941 B 1:10.695 1:08.703 3:13.543 117.5 33:08.769 14 2 2:10.621 51.446 36.934 42.241 160.0 35:19.390 15 2 1:57.467 40.301 35.966 41.200 225.0 37:16.857 16 2 1:59.700 40.228 35.759 43.713 228.3 39:16.557 17 2 2:02.896 40.502 40.705 41.689 228.3 41:19.453 18 2 1:56.956 40.078 35.860 41.018 225.5 43:16.409 19 2 1:57.000 40.453 35.813 40.734 225.9 45:13.409 20 2 2:00.026 41.771 37.208 41.047 233.3 47:13.435 21 2 1:57.175 39.969 35.784 41.422 228.3 49:10.610 22 2 1:59.901 40.345 38.549 41.007 227.4 51:10.511 23 2 1:56.803 40.112 35.811 40.880 226.9 53:07.314 24 2 1:56.560 40.000 35.670 40.890 226.4 55:03.874 25 2 1:56.925 39.856 36.213 40.856 227.8 57:00.799 26 2 1:56.460 39.927 35.438 41.095 225.5 58:57.259 27 2 1:57.186 40.066 35.851 41.269 225.9 1:00:54.445 28 2 1:58.222 40.601 35.948 41.673 225.5 1:02:52.667							
3 Porsche 935 1981 1. Emmanuel BRIGAND GT2															
1 1 2:16.918 52.503 40.865 43.550 2:16.918 2 1 2:05.707 42.599 39.862 43.246 256.5 4:22.625 3 1 2:07.415 42.847 40.703 43.865 252.9 6:30.040 4 1 2:06.133 42.733 40.209 43.191 257.1 8:36.173 5 1 2:04.794 42.396 39.609 42.789 259.0 10:40.967 6 1 2:04.878 42.109 39.520 43.249 259.0 12:45.845 7 1 2:04.504 41.833 39.487 43.184 256.5 14:50.349 8 1 2:05.250 42.260 40.147 42.843 256.5 16:55.599 9 1 2:05.559 42.140 39.851 43.568 255.9 19:01.158 10 1 2:34.951 42.338 40.032 1:12.581 255.3 21:36.109 11 1 3:25.517 1:26.224 1:14.741 44.552 76.7 25:01.626															
4 Porsche 935 K3 1979 1. Carlos de QUESADA 2. Catesby JONES GT2															
1 1 2:14.748 50.276 41.101 43.371 2:14.748 2 1 2:05.760 41.946 40.175 43.639 257.8 4:20.508 3 1 2:04.989 41.780 39.767 43.442 257.8 6:25.497 4 1 2:07.468 42.553 40.332 44.583 253.5 8:32.965 5 1 2:06.986 42.605 40.034 44.347 250.6 10:39.951 6 1 2:04.679 41.946 39.328 43.405 252.3 12:44.630 7 1 2:03.428 41.215 39.187 43.026 259.6 14:48.058 8 1 2:03.365 41.766 38.844 42.755 257.1 16:51.423 9 1 2:04.064 41.953 38.762 43.349 257.1 18:55.487															
								22 Chevron B31 1975 1. Russell BÜSST P-2L							
								1 1 2:09.814 48.769 37.951 43.094 2:09.814 2 1 2:00.762 41.399 36.833 42.530 229.8 4:10.576 3 1 1:59.865 40.970 36.631 42.264 232.3 6:10.441 4 1 2:00.062 40.713 36.624 42.725 234.8 8:10.503 5 1 2:00.922 41.211 37.217 42.494 231.8 10:11.425							





CLASSIC ENDURANCE RACING 2

MUGELLO CLASSIC RACE

Sector Analysis

Personal Best Session Best B Crossing the finish line in pit lane

Lap	D	Time	Sector 1	Sector 2	Sector 3	T. Spd	Elapsed	Lap	D	Time	Sector 1	Sector 2	Sector 3	T. Spd	Elapsed
6	1	2:00.352	40.554	37.265	42.533	234.3	12:11.777	9	1	1:56.316	39.593	35.886	40.837	260.9	17:31.631
7	1	2:00.872	41.260	37.557	42.055	232.8	14:12.649	10	1	1:56.184	39.438	36.015	40.731	260.2	19:27.815
8	1	1:59.356	41.006	36.198	42.152	231.8	16:12.005	11	1	2:33.364	39.446	39.952	1:13.966	262.1	22:01.179
9	1	1:59.493	40.819	36.136	42.538	231.3	18:11.498	12	1	2:58.931	1:03.774	1:11.952	43.205	115.3	25:00.110

36		Lotus Esprit Gr.5 1979		GT2			
1. Greg CATON							
1	1	2:16.887	51.463	41.037	44.387	233.3	2:16.887
2	1	2:07.467	43.756	39.439	44.272	233.3	4:24.354
3	1	8:46.044	42.710	39.597	7:23.737	241.1	13:10.398
4	1	2:18.825	54.350	39.446	45.029	133.0	15:29.223
5	1	2:12.019	44.661	42.737	44.621	229.8	17:41.242
6	1	2:07.069	43.293	39.260	44.516	231.8	19:48.311
7	1	3:14.580	43.583	1:05.536	1:25.461	231.3	23:02.891
8	1	2:35.240	1:10.424	40.164	44.652	80.7	25:38.131
9	1	4:59.927	43.386	46.403	3:30.138	231.3	30:38.058
10	1	2:25.057	1:00.509	40.094	44.454	123.6	33:03.115
11	1	2:07.676	43.191	40.143	44.342	229.8	35:10.791
12	1	2:05.982	42.628	39.308	44.046	234.8	37:16.773
13	1	2:06.084	42.751	39.034	44.299	235.8	39:22.857
14	1	2:07.093	42.894	39.553	44.646	233.8	41:29.950
15	1	2:07.911	42.911	40.620	44.380	237.4	43:37.861
16	1	2:06.332	42.789	39.087	44.456	233.8	45:44.193
17	1	2:06.139	42.781	39.167	44.191	232.3	47:50.332
18	1	2:05.182	42.506	38.626	44.050	234.3	49:55.514
19	1	2:06.419	42.850	39.006	44.563	232.3	52:01.933
20	1	2:06.681	42.941	39.261	44.479	233.8	54:08.614
21	1	2:06.687	43.027	39.264	44.396	234.8	56:15.301
22	1	2:08.514	43.057	41.202	44.255	236.3	58:23.815
23	1	2:06.221	42.899	39.149	44.173	234.8	1:00:30.036
24	1	2:06.720	43.290	38.995	44.435	228.8	1:02:36.756

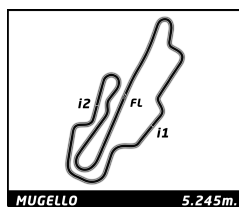
49		TOJ SC303 1978		P+2L			
1. Dominique GUENAT							
1	1	2:02.108	45.481	36.420	40.207	276.9	2:02.108
2	1	1:56.262	40.027	36.203	40.032	276.9	3:58.370
3	1	1:56.485	40.356	36.048	40.081	270.7	5:54.855
4	1	1:56.199	40.034	36.080	40.085	255.3	7:51.054
5	1	1:55.924	39.976	35.717	40.231	261.5	9:46.978
6	1	1:55.585	39.400	35.855	40.330	276.9	11:42.563
7	1	2:00.263	42.282	37.374	40.607	237.9	13:42.826
8	1	1:56.808	39.468	36.263	41.077	274.8	15:39.634
9	1	1:58.131	40.076	36.827	41.228	270.7	17:37.765
10	1	1:57.449	40.240	36.352	40.857	268.7	19:35.214
11	1	2:45.436	39.555	49.761	1:16.120	272.7	22:20.650
12	1	2:42.323	1:08.683	53.126	40.514	93.0	25:02.973

50		Lola T286 1976		P+2L			
1. Maxime GUENAT							
1	1	2:01.862	44.749	36.366	40.747	260.9	2:01.862
2	1	1:56.307	39.567	36.134	40.606	260.9	3:58.169
3	1	1:56.323	39.789	35.855	40.679	261.5	5:54.492
4	1	1:56.040	39.637	35.871	40.532	260.2	7:50.532
5	1	1:55.606	39.759	35.503	40.344	260.2	9:46.138
6	1	1:55.680	39.314	35.652	40.714	260.2	11:41.818
7	1	1:55.817	39.704	35.650	40.463	260.9	13:37.635
8	1	1:57.680	39.534	37.514	40.632	260.2	15:35.315

52		TOJ SC304 1976		P+2L			
1. Yves SCEMAMA							
1	1	2:03.424	46.485	36.513	40.426	270.0	2:03.424
2	1	1:56.018	39.318	36.203	40.497	270.0	3:59.442
3	1	1:56.235	39.760	36.049	40.426	272.7	5:55.677
4	1	1:56.639	39.848	36.376	40.415	271.4	7:52.316
5	1	1:55.875	39.619	35.788	40.468	270.7	9:48.191
6	1	1:56.273	39.588	36.104	40.581	267.3	11:44.464
7	1	1:56.647	39.809	36.142	40.696	269.3	13:41.111
8	1	1:57.902	39.943	36.819	41.140	267.3	15:39.013
9	1	1:57.804	39.667	36.501	41.636	268.7	17:36.817

64		Porsche 934/5 1976		GT2			
1. Hans-Jörg HÜBNER							
1	1	2:26.796	56.561	44.076	46.159	237.9	2:26.796
2	1	2:13.455	45.561	42.343	45.551	237.9	4:40.251
3	1	2:12.021	44.323	42.498	45.200	244.3	6:52.272
4	1	2:11.872	44.383	42.289	45.200	248.3	9:04.144
5	1	2:11.427	44.006	41.686	45.735	244.3	11:15.571
6	1	2:13.267	44.777	42.707	45.783	247.1	13:28.838
7	1	2:15.846	44.977	44.335	46.534	238.4	15:44.684
8	1	2:13.526	45.451	42.409	45.666	227.8	17:58.210
9	1	2:10.978	44.354	40.874	45.750	252.9	20:09.188
10	1	3:17.856	48.861	1:03.193	1:25.802	244.3	23:27.044
11	1	2:34.173	1:05.855	41.938	46.380	79.9	26:01.217
12	1	5:33.833	51.353	1:03.033	3:39.447	221.3	31:35.050
13	1	2:27.640	57.079	43.394	47.167	131.4	34:02.690
14	1	2:16.260	46.633	42.529	47.098	216.4	36:18.950
15	1	2:14.507	44.876	42.185	47.446	236.8	38:33.457
16	1	2:14.951	45.238	43.250	46.463	226.9	40:48.408
17	1	2:13.415	45.220	42.434	45.761	226.4	43:01.823
18	1	2:10.219	45.032	40.357	44.830	233.8	45:12.042
19	1	2:10.866	44.699	40.642	45.525	242.2	47:22.908
20	1	2:12.393	44.380	42.157	45.856	234.8	49:35.301
21	1	2:11.433	45.476	41.196	44.761	231.3	51:46.734





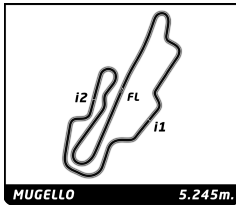
CLASSIC ENDURANCE RACING 2 MUGELLO CLASSIC RACE

Sector Analysis

Personal Best Session Best B Crossing the finish line in pit lane

Lap	D	Time	Sector 1	Sector 2	Sector 3	T. Spd	Elapsed	Lap	D	Time	Sector 1	Sector 2	Sector 3	T. Spd	Elapsed
22	1	2:12.953	44.420	42.041	46.492	240.0	53:59.687	18	1	2:16.370	45.821	43.479	47.070	226.4	43:42.788
23	1	2:13.253	45.752	42.021	45.480	235.8	56:12.940	19	1	2:14.623	44.812	42.514	47.297	250.0	45:57.411
24	1	2:12.727	44.887	41.899	45.941	234.3	58:25.667	20	1	2:15.322	45.206	42.982	47.134	250.0	48:12.733
25	1	2:10.414	43.690	41.320	45.404	245.5	1:00:36.081	21	1	2:14.719	44.814	42.838	47.067	251.2	50:27.452
26	1	2:11.946	44.204	41.744	45.998	244.9	1:02:48.027	22	1	2:14.272	44.756	42.830	46.686	250.0	52:41.724
65 Lola T292 1973 1. Diogo FERRAO 2. Martin STRETTON P-2L								80 Ferrari 512 BBLM 1982 1. Olivier BREITTMAYER GT2							
1	1	2:08.981	48.122	38.015	42.844		2:08.981	1	1	2:21.493	53.367	41.575	46.551		2:21.493
2	1	1:59.888	40.806	37.112	41.970	240.0	4:08.869	2	1	2:10.443	43.680	41.775	44.988	248.8	4:31.936
3	1	1:59.012	40.401	36.150	42.461	240.0	6:07.881	3	1	2:08.830	42.748	40.696	45.386	249.4	6:40.766
4	1	1:58.624	40.317	36.401	41.906	237.9	8:06.505	4	1	2:07.405	43.058	39.882	44.465	248.8	8:48.171
5	1	1:59.548	40.298	37.135	42.115	238.4	10:06.053	5	1	2:08.972	43.942	40.144	44.886	248.8	10:57.143
6	1	1:58.999	40.154	36.591	42.254	236.3	12:05.052	6	1	2:07.170	42.534	39.895	44.741	248.3	13:04.313
7	1	1:59.376	40.542	36.831	42.003	237.9	14:04.428	7	1	2:07.228	42.840	39.663	44.725	247.7	15:11.541
8	1	1:57.689	40.285	35.702	41.702	233.3	16:02.117	8	1	2:06.597	42.434	39.650	44.513	250.6	17:18.138
9	1	1:57.531	40.392	35.597	41.542	233.8	17:59.648	9	1	2:08.220	42.395	40.708	45.117	249.4	19:26.358
10	1	2:00.059	41.727	36.459	41.873	236.3	19:59.707	10	1	2:57.007	45.234	55.324	1:16.449	248.3	22:23.365
11	1	3:25.855	48.195	1:12.334	1:25.326	232.3	23:25.562	11	1	2:46.906	1:07.339	54.119	45.448	100.4	25:10.271
12	1	2:20.366	1:02.300	36.006	42.060	79.2	25:45.928	12	1	4:53.609 B	42.639	43.028	3:27.942	246.0	30:03.880
13	1	5:07.105 B	40.555	1:02.281	3:24.269	230.8	30:53.033	13	1	2:20.040	54.862	40.392	44.786	160.7	32:23.920
14	2	2:12.508	53.095	37.146	42.267	153.2	33:05.541	14	1	2:07.890	42.978	40.625	44.287	246.6	34:31.810
15	2	2:01.619	40.877	38.319	42.223	233.3	35:07.160	15	1	2:07.413	42.655	40.248	44.510	248.3	36:39.223
16	2	1:58.620	40.148	36.598	41.874	232.3	37:05.780	16	1	2:09.101	44.018	40.369	44.714	241.1	38:48.324
17	2	1:58.864	40.380	36.378	42.106	233.3	39:04.644	17	1	2:06.130	42.544	39.499	44.087	248.3	40:54.454
18	2	1:57.483	39.989	35.787	41.707	232.3	41:02.127	18	1	2:08.363					43:02.817
19	2	1:59.492	39.594	36.656	43.242	232.8	43:01.619	19	1	2:09.718					45:12.535
20	2	1:58.868	40.959	36.110	41.799	233.3	45:00.487	20	1	2:07.095					47:19.630
21	2	1:56.411	39.565	35.643	41.203	231.8	46:56.898	21	1	2:09.247					49:28.877
22	2	1:56.779	39.775	35.685	41.319	234.3	48:53.677	22	1	2:06.768					51:35.645
23	2	1:56.025	39.590	35.214	41.221	232.8	50:49.702	23	1	2:07.818					53:43.463
24	2	1:56.287	39.422	35.817	41.048	234.8	52:45.989	24	1	2:06.349					55:49.812
25	2	1:55.696	39.497	35.153	41.046	236.8	54:41.685	25	1	2:11.445					58:01.257
26	2	1:55.590	39.179	35.357	41.054	235.8	56:37.275	26	1	2:09.925					1:00:11.182
27	2	1:56.291	39.371	35.482	41.438	236.3	58:33.566	27	1	2:12.769					1:02:23.951
28	2	1:56.602	39.823	36.042	40.737	238.4	1:00:30.168								
29	2	1:56.564	39.949	35.515	41.100	239.5	1:02:26.732								
77 Porsche 934 Carrera RSR 1976 1. Luca LITTARDI 2. Claudio RODDARO GT2								81 Ford Capri Zakspeed Turbo 1981 1. Emile BREITTMAYER GT2							
1	2	2:16.773	52.312	40.556	43.905		2:16.773	1	1	2:09.900	49.489	38.386	42.025		2:09.900
2	2	2:07.089	43.384	39.413	44.292	244.9	4:23.862	2	1	1:59.177	40.505	37.181	41.491	251.7	4:09.077
3	2	2:06.588	42.102	39.750	44.736	259.0	6:30.450	3	1	2:00.099	41.006	37.356	41.737	254.1	6:09.176
4	2	2:06.640	42.925	39.898	43.817	253.5	8:37.090	4	1	2:00.862	40.754	37.375	42.733	245.5	8:10.038
5	2	2:06.566	42.542	39.830	44.194	257.1	10:43.656	5	1	2:00.142	40.976	37.458	41.708	243.8	10:10.180
6	2	2:08.472	43.298	40.253	44.921	253.5	12:52.128	6	1	2:00.242	40.921	37.638	41.683	248.8	12:10.422
7	2	2:08.515	43.574	40.091	44.850	252.9	15:00.643	7	1	2:04.005	42.186	38.339	43.480	216.9	14:14.427
8	2	2:08.233	43.752	40.210	44.271	250.6	17:08.876	8	1	2:04.087	42.806	38.195	43.086	194.9	16:18.514
9	2	2:09.271	43.947	40.532	44.792	251.2	19:18.147	9	1	2:02.635	41.718	38.352	42.565	234.8	18:21.149
10	2	2:19.815	43.098	40.347	56.370	252.9	21:37.962	10	1	2:04.192	41.795	38.636	43.761	236.8	20:25.341
11	2	3:24.199	1:24.885	1:13.348	45.966	62.5	25:02.161	11	1	3:10.654	55.562	1:00.056	1:15.036	210.5	23:35.995
12	2	4:41.266 B	43.665	40.878	3:16.723	255.9	29:43.427	12	1	2:22.170	1:00.580	39.045	42.545	82.5	25:58.165
13	1	2:32.806	1:01.961	43.664	47.181	82.0	32:16.233								
14	1	2:15.652	45.110	43.282	47.260	248.8	34:31.885								
15	1	2:19.365	47.542	44.633	47.190	233.3	36:51.250								
16	1	2:17.679	45.584	43.541	48.554	251.2	39:08.929								
17	1	2:17.489	45.437	44.392	47.660	248.8	41:26.418								
84 Porsche 935 K3 1981 1. Pascal DUHAMEL 2. Sébastien CRUBILE GT2															





CLASSIC ENDURANCE RACING 2 MUGELLO CLASSIC RACE

Sector Analysis

Personal Best Session Best B Crossing the finish line in pit lane

Lap	D	Time	Sector 1	Sector 2	Sector 3	T. Spd	Elapsed	Lap	D	Time	Sector 1	Sector 2	Sector 3	T. Spd	Elapsed
1	1	2:22.844	55.028	42.713	45.103		2:22.844	29	1	1:56.242	40.000	35.533	40.709	238.4	1:02:26.042
2	1	2:13.705	45.491	42.663	45.551	237.4	4:36.549	210 Chevron B21 1972 1.Pascal GERBOUT P-2L							
3	1	2:11.496	44.304	41.644	45.548	250.6	6:48.045	1	1	2:16.054	50.728	41.166	44.160		2:16.054
4	1	2:12.510	44.338	41.882	46.290	251.7	9:00.555	2	1	2:05.770	41.724	40.048	43.998	234.8	4:21.824
5	1	2:14.448	45.021	43.313	46.114	254.1	11:15.003	3	1	2:05.454	41.753	39.150	44.551	232.8	6:27.278
6	1	2:13.039	44.492	42.738	45.809	252.9	13:28.042	4	1	2:07.145	41.544	40.395	45.206	231.3	8:34.423
7	1	2:16.061	44.681	44.399	46.981	252.9	15:44.103	5	1	2:06.567	42.200	39.655	44.712	233.8	10:40.990
8	1	2:13.838	44.565	43.091	46.182	249.4	17:57.941	6	1	2:05.741	42.360	39.620	43.761	233.3	12:46.731
9	1	2:15.761	45.548	41.960	48.253	254.1	20:13.702	7	1	2:04.667	41.885	38.931	43.851	229.8	14:51.398
10	1	3:14.696	46.402	1:02.308	1:25.986	246.0	23:28.398	8	1	2:05.651	42.046	39.639	43.966	232.3	16:57.049
11	1	4:56.685	B 1:06.680	43.758	3:06.247	77.6	28:25.083	9	1	2:06.006	42.794	39.476	43.736	217.7	19:03.055
12	2	2:20.252	55.676	40.544	44.032	117.5	30:45.335	10	1	2:32.455	41.637	38.327	1:12.491	229.8	21:35.510
13	2	2:03.783	41.365	39.410	43.008	262.1	32:49.118	11	1	3:27.281	1:26.424	1:14.747	46.110	73.3	25:02.791
14	2	2:01.614	40.848	38.412	42.354	266.0	34:50.732	12	1	2:37.168	44.733	41.063	1:11.372	234.8	27:39.959
15	2	2:02.711	41.001	38.789	42.921	268.0	36:53.443	13	1	5:45.833	B 1:07.679	1:08.348	3:29.806	138.3	33:25.792
16	2	2:02.779	41.600	38.498	42.681	270.0	38:56.222	14	1	2:19.996	57.797	38.545	43.654	122.7	35:45.788
17	2	2:01.968	41.000	38.705	42.263	267.3	40:58.190	15	1	2:02.818	41.923	37.708	43.187	226.4	37:48.606
18	2	2:03.711	41.261	38.573	43.877	270.0	43:01.901	16	1	2:01.762	41.254	37.684	42.824	227.4	39:50.368
19	2	2:01.924	41.561	38.167	42.196	260.9	45:03.825	17	1	2:07.329	41.526	42.301	43.502	226.4	41:57.697
20	2	2:02.801	41.482	38.688	42.631	269.3	47:06.626	18	1	2:02.744	41.837	37.834	43.073	226.4	44:00.441
21	2	2:02.726	41.330	39.251	42.145	266.0	49:09.352	19	1	2:01.430	41.387	37.266	42.777	226.4	46:01.871
22	2	2:05.110	41.373	40.404	43.333	262.1	51:14.462	20	1	2:02.762	40.913	38.480	43.369	227.8	48:04.633
23	2	2:02.940	41.131	38.599	43.210	265.4	53:17.402	21	1	2:01.784	41.078	37.488	43.218	227.8	50:06.417
24	2	2:02.893	41.159	38.456	43.278	268.0	55:20.295	22	1	2:01.810	41.446	36.996	43.368	227.4	52:08.227
25	2	2:02.265	41.186	38.607	42.472	268.0	57:22.560	23	1	2:03.314	42.415	37.805	43.094	211.4	54:11.541
26	2	2:04.209	41.269	39.348	43.592	269.3	59:26.769	24	1	2:01.855	40.903	37.950	43.002	228.3	56:13.396
27	2	2:03.909	41.285	39.293	43.331	268.7	1:01:30.678	25	1	2:02.171	41.640	37.334	43.197	232.8	58:15.567
131 TOJ SC206 1977 1.Franck MOREL P-2L								600 Lola T600 1981 1.Philippe SCEMAMA P+2L							
1	1	2:04.683	47.038	36.524	41.121		2:04.683	1	1	2:08.234	47.830	38.042	42.362		2:08.234
2	1	1:56.259	39.663	35.656	40.940	241.6	4:00.942	2	1	2:00.065	40.851	37.616	41.598	260.9	4:08.299
3	1	1:56.624	39.873	35.752	40.999	241.1	5:57.566	3	1	1:59.070	40.188	36.765	42.117	259.0	6:07.369
4	1	1:57.239	40.165	35.870	41.204	237.9	7:54.805	4	1	1:58.490	40.218	36.617	41.655	256.5	8:05.859
5	1	1:57.939	40.457	36.227	41.255	237.9	9:52.744	5	1	1:59.491	40.649	37.009	41.833	250.0	10:05.350
6	1	1:57.805	40.473	36.196	41.136	236.3	11:50.549	6	1	1:59.004	40.333	36.852	41.819	255.3	12:04.354
7	1	1:58.416	40.849	36.023	41.544	236.8	13:48.965								
8	1	1:59.794	41.318	36.638	41.838	234.8	15:48.759								
9	1	2:00.905	41.457	37.606	41.842	238.4	17:49.664								
10	1	2:00.232	41.129	36.918	42.185	234.3	19:49.896								
11	1	3:11.714	41.162	1:05.766	1:24.786	236.8	23:01.610								
12	1	2:28.582	1:10.764	36.331	41.487	84.3	25:30.192								
13	1	5:00.612	B 40.989	48.897	3:30.726	233.3	30:30.804								
14	1	2:09.063	50.415	36.647	42.001	160.5	32:39.867								
15	1	2:00.043	41.160	36.931	41.952	233.3	34:39.910								
16	1	2:01.018	41.152	37.876	41.990	234.8	36:40.928								
17	1	2:00.108	41.093	37.018	41.997	234.8	38:41.036								
18	1	2:01.268	41.368	37.880	42.020	235.8	40:42.304								
19	1	2:00.558	41.475	37.215	41.868	233.3	42:42.862								
20	1	2:00.168	41.047	37.136	41.985	233.8	44:43.030								
21	1	2:00.179	41.070	37.109	42.000	235.3	46:43.209								
22	1	1:58.711	40.728	36.612	41.371	235.8	48:41.920								
23	1	2:01.676	42.340	37.975	41.361	239.5	50:43.596								
24	1	1:59.020	40.587	36.808	41.625	235.8	52:42.616								
25	1	1:57.101	40.450	35.904	40.747	241.6	54:39.717								
26	1	1:56.590	40.058	35.758	40.774	237.4	56:36.307								
27	1	1:56.134	40.030	35.532	40.572	235.8	58:32.441								
28	1	1:57.359	39.844	36.510	41.005	238.9	1:00:29.800								