

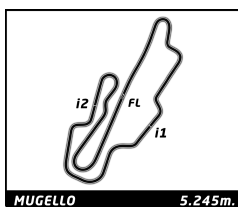
# CLASSIC ENDURANCE RACING 1

## MUGELLO CLASSIC RACE

### Sector Analysis

Personal Best Session Best B Crossing the finish line in pit lane

Lap	D	Time	Sector 1	Sector 2	Sector 3	T. Spd	Elapsed	Lap	D	Time	Sector 1	Sector 2	Sector 3	T. Spd	Elapsed	
<b>3</b>		Porsche 911 Carrera RSR 3.0 IROC 1973 1. Reto TOSCAN GT1														
1	1	2:47.795	1:07.949	49.030	50.816		2:47.795									
2	1	2:25.687	49.314	46.130	50.243	213.9	5:13.482									
3	1	2:24.894	48.362	<b>45.506</b>	51.026	215.6	7:38.376									
4	1	<b>2:24.409</b>	<b>48.357</b>	45.655	50.397	215.1	10:02.785									
5	1	2:27.086	49.127	46.051	51.908	214.3	12:29.871									
6	1	2:29.286	48.886	49.469	50.931	213.0	14:59.157									
7	1	2:27.521	49.131	45.837	52.553	218.6	17:26.678									
8	1	2:27.446	49.030	46.714	51.702	210.5	19:54.124									
9	1	2:31.737	51.246	48.734	51.757	209.3	22:25.861									
10	1	2:28.121	49.942	46.972	51.207	212.2	24:53.982									
11	1	2:25.882	48.839	46.572	50.471	211.8	27:19.864									
12	1	2:26.505	49.146	46.646	50.713	200.4	29:46.369									
13	1	4:55.688 <b>B</b>	51.208	46.913	3:17.567	201.5	34:42.057									
14	1	2:36.967	59.163	46.376	51.428	137.4	37:19.024									
15	1	2:25.747	48.885	45.743	51.119	213.9	39:44.771									
16	1	2:27.155	49.296	45.750	52.109	214.3	42:11.926									
17	1	2:26.034	49.494	46.450	<b>50.090</b>	213.0	44:37.960									
18	1	2:27.812	49.513	46.217	52.082	212.6	47:05.772									
19	1	2:30.512	51.709	47.374	51.429	193.5	49:36.284									
20	1	2:27.705	50.167	46.311	51.227	209.3	52:03.989									
21	1	2:26.958	49.899	46.286	50.773	207.3	54:30.947									
22	1	2:29.368	49.237	47.397	52.734	211.8	57:00.315									
23	1	2:32.604	50.620	49.049	52.935	211.8	59:32.919									
24	1	2:37.439	52.268	48.227	56.944	197.4	1:02:10.358									
<b>4</b>		Porsche 908/03 1971 1. Henrique GEMPERLE 2. Marc de SIEBENTHAL P+2L														
1	2	2:08.814	47.154	38.231	43.429		2:08.814									
2	2	2:04.507	42.659	38.594	43.254	226.4	4:13.321									
3	2	<b>2:02.493</b>	41.484	38.247	<b>42.762</b>	228.3	6:15.814									
4	2	2:02.605	41.427	38.311	42.867	232.3	8:18.419									
5	2	2:03.305	<b>41.181</b>	38.093	44.031	230.3	10:21.724									
6	2	2:04.345	42.603	38.226	43.516	231.3	12:26.069									
7	2	2:04.114	42.206	38.342	43.566	231.3	14:30.183									
8	2	2:04.030	41.609	38.616	43.805	231.3	16:34.213									
9	2	2:03.069	41.301	37.600	44.168	232.8	18:37.282									
10	2	2:05.937	42.799	38.468	44.670	234.3	20:43.219									
11	2	2:03.225	41.512	38.108	43.605	232.8	22:46.444									
12	2	2:03.993	41.735	38.162	44.096	231.8	24:50.437									
13	2	2:02.505	41.725	37.516	43.264	226.9	26:52.942									
14	2	2:05.541	43.214	38.705	43.622	229.8	28:58.483									
15	2	4:35.824 <b>B</b>	41.673	<b>37.480</b>	3:16.671	227.8	33:34.307									
16	1	2:27.348	59.951	41.385	46.012	127.1	36:01.655									
17	1	2:08.902	43.806	39.633	45.463	230.3	38:10.557									
18	1	2:11.204	43.358	41.784	46.062	231.8	40:21.761									
19	1	2:07.920	43.214	39.860	44.846	232.8	42:29.681									
20	1	2:07.982	42.988	40.116	44.878	232.3	44:37.663									
21	1	2:07.054	43.267	39.143	44.644	231.3	46:44.717									
22	1	2:09.427	43.041	40.612	45.774	231.8	48:54.144									
23	1	2:10.028	44.321	40.370	45.337	233.3	51:04.172									
24	1	2:09.952	44.320	40.297	45.335	233.3	53:14.124									
25	1	2:07.575	43.033	40.304	44.238	232.3	55:21.699									
26	1	2:07.744	43.142	39.994	44.608	235.3	57:29.443									
27	1	2:06.681	42.769	39.304	44.608	233.8	59:36.124									
<b>6</b>		Porsche 911 Carrera RSR 2.8L (C) 1973 1. Kurt THIEL GT1														
1	1	2:38.628	1:04.618	44.901	49.109		2:38.628									
2	1	<b>2:18.243</b>	<b>46.547</b>	<b>42.932</b>	<b>48.764</b>	209.3	4:56.871									
3	1	2:20.130	47.227	43.488	49.415	208.1	7:17.001									
4	1	2:21.492	48.219	43.631	49.642	205.3	9:38.493									
5	1	2:21.767	48.719	43.462	49.586	205.7	12:00.260									
6	1	2:21.310	47.716	43.218	50.376	205.3	14:21.570									
7	1	2:21.294	47.148	44.179	49.967	205.3	16:42.864									
8	1	2:21.217	47.427	43.732	50.058	206.1	19:04.081									
<b>7</b>		Lola T70 Mk.3B 1969 1. Toni SEILER P+2L														
1	1	2:09.224	48.059	38.796	42.369		2:09.224									
2	1	2:02.861	41.654	38.750	42.457	259.0	4:12.085									
3	1	2:02.525	41.429	39.090	42.006	259.6	6:14.610									
4	1	<b>2:02.020</b>	41.488	38.650	<b>41.882</b>	253.5	8:16.630									
5	1	2:02.895	41.452	38.622	42.821	260.2	10:19.525									
6	1	2:03.249	42.084	<b>38.607</b>	42.558	260.2	12:22.774									
7	1	2:03.886	42.308	38.614	42.964	255.9	14:26.660									
8	1	2:04.432	42.029	39.863	42.540	259.6	16:31.092									
9	1	2:04.991	41.408	38.747	44.836	262.1	18:36.083									
10	1	2:03.722	41.423	38.852	43.447	261.5	20:39.805									
11	1	2:03.914	42.028	38.777	43.109	264.7	22:43.719									
12	1	2:02.736	41.277	38.826	42.633	260.2	24:46.455									
13	1	4:33.507 <b>B</b>	<b>41.223</b>	40.607	3:11.677	264.1	29:19.962									
14	1	2:13.308	51.255	38.910	43.143	168.7	31:33.270									
15	1	2:03.990	41.724	39.406	42.860	255.9	33:37.260									
16	1	2:03.166	41.578	38.959	42.629	260.9	35:40.426									
17	1	2:03.527	41.790	39.275	42.462	264.7	37:43.953									
18	1	2:02.909	41.382	39.323	42.204	264.1	39:46.862									
19	1	2:03.065	41.413	38.953	42.699	260.9	41:49.927									
20	1	2:04.066	41.398	39.150	43.518	265.4	43:53.993									
21	1	2:03.167	42.003	38.871	42.293	264.7	45:57.160									
22	1	2:02.711	41.614	38.671	42.426	264.1	47:59.871									
23	1	2:04.561	42.323	38.987	43.251	259.0	50:04.432									
24	1	2:02.477	41.390	38.909	42.178	254.7	52:06.909									
25	1	2:04.712	41.906	39.701	43.105	264.1	54:11.621									
26	1	2:03.398	41.879	38.872	42.647	259.6	56:15.019									
27	1	2:04.282	42.259	39.128	42.895	251.2	58:19.301									
28	1	2:05.693	42.341	39.967	43.385	252.9	1:00:24.994									
29	1	2:06.413	42.710	40.013	43.690	252.9	1:02:31.407									
<b>8</b>		Chevron B21 1972 1. Romain BELLETESTE P-2L														
1	1	2:17.293	51.961	40.645	44.687		2:17.293									
2	1	2:05.938	42.760	39.260	43.918	237.9	4:23.231									
3	1	2:06.522	43.117	39.225	44.180	238.9	6:29.753									
4	1	<b>2:05.220</b>	42.501	39.098	<b>43.621</b>	234.8	8:34.973									
5	1	2:06.372	42.953	39.336	44.083	236.8	10:41.345									
6	1	2:07.803	42.987	40.537	44.279	234.8	12:49.148									
7	1	2:08.338	44.184	39.481	44.673	232.3	14:57.486									
8	1	2:08.819	44.095	40.174	44.550	234.8	17:06.305									
9	1	2:06.131	42.538	39.042	44.551	232.8	19:12.436									
10	1	2:06.830	42.902	39.317	44.611	233.8	21:19.266									



# CLASSIC ENDURANCE RACING 1

## MUGELLO CLASSIC RACE

### Sector Analysis

Personal Best Session Best B Crossing the finish line in pit lane

Lap	D	Time	Sector 1	Sector 2	Sector 3	T. Spd	Elapsed	Lap	D	Time	Sector 1	Sector 2	Sector 3	T. Spd	Elapsed
11	1	2:06.427	42.797	39.044	44.586	232.3	23:25.693	6	1	2:17.758	47.490	44.123	46.145	238.9	13:48.414
12	1	2:09.310	43.894	40.372	45.044	207.7	25:35.003	7	1	2:15.032	45.825	43.095	46.112	250.0	16:03.446
13	1	4:25.622 B	42.921	39.813	3:02.888	233.3	30:00.625	8	1	2:13.960	44.839	42.110	47.011	255.9	18:17.406
14	1	2:16.814	53.104	39.093	44.617	152.8	32:17.439	9	1	2:14.461	46.274	42.689	45.498	235.8	20:31.867
15	1	2:07.486	43.890	39.100	44.496	232.8	34:24.925	10	1	2:14.506	45.016	42.979	46.511	251.2	22:46.373
16	1	2:06.740	42.476	39.674	44.590	234.3	36:31.665	11	1	2:11.439	44.432	41.254	45.753	251.2	24:57.812
17	1	2:07.040	43.425	39.529	44.086	237.4	38:38.705	12	1	2:12.542	45.215	41.941	45.386	254.1	27:10.354
18	1	2:06.924	43.706	38.861	44.357	237.4	40:45.629	13	1	2:11.364	44.686	41.176	45.502	254.1	29:21.718
19	1	2:08.687	43.114	39.222	46.351	237.4	42:54.316	14	1	4:49.009 B	44.625	41.860	3:22.524	242.2	34:10.727
20	1	2:06.049	42.613	39.307	44.129	235.8	45:00.365	15	2	2:54.984	1:25.452	43.246	46.286	158.1	37:05.711
21	1	2:06.434	42.941	39.015	44.478	238.9	47:06.799	16	2	2:15.423	45.167	43.101	47.155	242.7	39:21.134
22	1	2:05.312	42.591	38.563	44.158	222.7	49:12.111	17	2	2:12.752	44.586	41.967	46.199	251.7	41:33.886
23	1	2:06.061	43.516	38.814	43.731	237.4	51:18.172	18	2	2:13.126	44.339	42.717	46.070	254.1	43:47.012
24	1	2:06.284	42.799	38.726	44.759	234.3	53:24.456	19	2	2:13.769	45.138	42.537	46.094	251.2	46:00.781
25	1	2:07.180	43.059	39.610	44.511	216.0	55:31.636	20	2	2:11.834	44.446	41.666	45.722	257.1	48:12.615
26	1	2:10.428	43.111	41.259	46.058	239.5	57:42.064	21	2	2:11.989	43.822	41.773	46.394	256.5	50:24.604
27	1	2:11.428	44.355	41.389	45.684	222.2	59:53.492	22	2	2:13.799	44.176	43.645	45.978	248.8	52:38.403
28	1	2:08.826	43.031	39.995	45.800	230.8	1:02:02.318	23	2	2:13.750	44.792	42.052	46.906	248.3	54:52.153

**10** Chevron B16 1971  
1. Franco MEINERS P-2L

1	1	2:15.561	51.685	40.591	43.285		2:15.561
2	1	2:05.680	43.278	38.892	43.510	233.8	4:21.241
3	1	2:05.365	43.914	38.320	43.131	226.9	6:26.606
4	1	2:04.717	42.825	38.129	43.763	229.3	8:31.323
5	1	2:04.369	42.171	38.077	44.121	228.3	10:35.692
6	1	2:07.706	43.291	39.306	45.109	228.3	12:43.398
7	1	2:07.601	43.307	39.469	44.825	224.5	14:50.999
8	1	2:05.788	43.287	38.336	44.165	230.3	16:56.787
9	1	2:05.930	42.761	39.215	43.954	229.8	19:02.717
10	1	2:08.134	44.939	39.026	44.169	227.4	21:10.851
11	1	2:07.063	43.113	38.609	45.341	228.8	23:17.914
12	1	4:14.073 B	43.533	39.299	2:51.241	227.8	27:31.987
13	1	2:30.241	1:06.188	38.987	45.066	129.8	30:02.228
14	1	2:08.527	44.948	38.995	44.584	226.9	32:10.755
15	1	2:07.311	43.196	38.753	45.362	223.6	34:18.066
16	1	2:07.581	44.196	39.064	44.321	226.9	36:25.647
17	1	2:09.011	44.589	39.914	44.508	228.8	38:34.658
18	1	2:06.093	43.606	38.387	44.100	227.8	40:40.751
19	1	2:11.283	45.276	40.963	45.044	229.8	42:52.034
20	1	2:07.760	43.130	40.472	44.158	232.3	44:59.794
21	1	2:05.343	43.154	38.406	43.783	230.8	47:05.137
22	1	2:06.447	43.494	38.995	43.958	225.0	49:11.584
23	1	2:06.176	43.264	38.982	43.930	233.8	51:17.760
24	1	2:06.374	42.803	38.671	44.900	228.8	53:24.134
25	1	2:05.280	42.754	38.609	43.917	229.8	55:29.414
26	1	2:07.589	43.459	40.580	43.550	231.3	57:37.003
27	1	2:07.632	43.693	39.457	44.482	231.8	59:44.635
28	1	2:06.422	42.923	39.186	44.313	226.4	1:01:51.057

**11** Ford GT40 (C) 1965  
1. Frederic WAKEMAN GT1  
2. Mike GRANT-PETERKIN

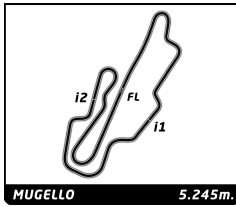
1	1	2:26.562	58.784	42.224	45.554		2:26.562
2	1	2:11.207	44.592	41.323	45.292	245.5	4:37.769
3	1	2:13.078	44.683	41.795	46.600	249.4	6:50.847
4	1	2:17.753	45.474	44.548	47.731	238.9	9:08.600
5	1	2:22.056	49.166	45.668	47.222	208.1	11:30.656

**14** Lola T212 1971  
1. Mauro POPONCINI P-2L

1	1	2:29.940	59.459	43.554	46.927		2:29.940
2	1	2:13.937	44.541	42.198	47.198	234.8	4:43.877
3	1	2:15.227	45.504	42.421	47.302	235.3	6:59.104
4	1	2:16.302	44.486	42.907	48.909	229.8	9:15.406
5	1	2:23.987	49.237	45.189	49.561	227.8	11:39.393
6	1	2:19.130	48.121	43.340	47.669	223.6	13:58.523
7	1	2:18.434	47.281	42.993	48.160	226.4	16:16.957
8	1	2:21.418	48.390	43.200	49.828	219.5	18:38.375
9	1	2:16.389	46.386	42.209	47.794	233.8	20:54.764
10	1	2:16.773	46.331	42.540	47.902	224.1	23:11.537
11	1	2:15.843	45.426	41.405	49.012	228.3	25:27.380
12	1	2:14.362	44.664	42.554	47.144	227.8	27:41.742
13	1	4:40.889 B	45.911	41.272	3:13.706	227.8	32:22.631
14	1	2:28.087	57.247	42.582	48.258	123.9	34:50.718
15	1	2:14.616	45.664	41.982	46.970	226.4	37:05.334
16	1	2:14.099	44.765	42.298	47.036	232.3	39:19.433
17	1	2:12.776	44.334	41.214	47.228	230.3	41:32.209
18	1	2:11.528	43.906	40.737	46.885	231.8	43:43.737
19	1	2:13.233	43.787	41.888	47.558	231.3	45:56.970
20	1	2:11.985	43.498	40.895	47.592	231.8	48:08.955
21	1	2:11.984	44.462	40.614	46.908	227.8	50:20.939
22	1	2:12.557	44.603	41.279	46.675	229.8	52:33.496
23	1	2:10.651	43.374	40.851	46.426	227.4	54:44.147
24	1	2:09.862	43.060	40.599	46.203	233.8	56:54.009
25	1	2:09.583	43.206	40.008	46.369	238.4	59:03.592
26	1	2:12.962	43.587	40.591	48.784	232.3	1:01:16.554
27	1	2:14.552	44.940	40.751	48.861	221.3	1:03:31.106

**15** Chevron B19 1971  
1. John EMBERSON P-2L  
2. Nigel GREENSALL

1	1	2:20.520	53.852	41.266	45.402		2:20.520
2	1	2:10.589	44.175	40.750	45.664	236.8	4:31.109



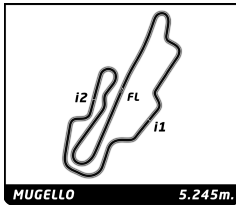
# CLASSIC ENDURANCE RACING 1 MUGELLO CLASSIC RACE

## Sector Analysis

Personal Best Session Best B Crossing the finish line in pit lane

Lap	D	Time	Sector 1	Sector 2	Sector 3	T. Spd	Elapsed	Lap	D	Time	Sector 1	Sector 2	Sector 3	T. Spd	Elapsed	
3	1	2:09.383	44.154	40.660	44.569	234.8	6:40.492	<b>18</b> Porsche 911 2,5L ST 1972 1.Dimitri PLAQUET GT1	1	2:48.650	1:07.301	49.080	52.269		2:48.650	
4	1	2:07.856	43.276	39.903	44.677	232.3	8:48.348		2	2:29.685	49.983	46.919	52.783	197.8	5:18.335	
5	1	2:07.490	43.196	39.702	44.592	232.3	10:55.838		3	<b>2:27.497</b>	<b>48.734</b>	47.072	51.691	197.4	7:45.832	
6	1	2:08.047	42.992	40.044	45.011	233.3	13:03.885		4	2:30.336	50.252	47.949	52.135	197.1	10:16.168	
7	1	2:08.895	44.688	39.339	44.868	229.8	15:12.780		5	2:30.106	51.119	46.827	52.160	196.0	12:46.274	
8	1	2:08.626	43.822	39.972	44.832	233.8	17:21.406		6	2:29.168	50.094	46.966	52.108	196.7	15:15.442	
9	1	2:08.893	45.109	39.519	44.265	231.3	19:30.299		7	2:28.793	49.427	47.445	51.921	198.9	17:44.235	
10	1	2:09.472	44.322	40.248	44.902	229.3	21:39.771		8	2:31.197	50.204	47.712	53.281	196.7	20:15.432	
11	1	2:08.039	43.037	39.699	45.303	228.3	23:47.810		9	2:30.829	50.153	47.991	52.685	197.1	22:46.261	
12	1	2:08.191	43.752	40.041	44.398	232.3	25:56.001		10	2:30.885	50.147	48.570	52.168	197.1	25:17.146	
13	1	2:28.912 <b>B</b>	43.599	39.708	1:05.605	231.3	28:24.913		11	2:30.940	50.071	48.907	51.962	197.1	27:48.086	
14	2	4:30.928	3:10.812	37.434	42.682	150.6	32:55.841		12	4:57.908 <b>B</b>	49.822	47.885	3:20.201	198.9	32:45.994	
15	2	2:00.462	41.534	36.520	42.408	231.3	34:56.303		13	2:41.560	1:00.965	47.425	53.170	130.8	35:27.554	
16	2	2:03.357	41.768	39.441	42.148	234.8	36:59.660		14	2:29.934	50.911	<b>46.769</b>	52.254	193.5	37:57.488	
17	2	<b>2:00.190</b>	41.139	<b>36.384</b>	42.667	238.9	38:59.850		15	2:30.403	49.713	47.284	53.406	198.2	40:27.891	
18	2	2:00.702	41.577	36.616	42.509	235.3	41:00.552		16	2:30.125	49.443	48.542	52.140	198.2	42:58.016	
19	2	2:00.961	42.176	36.891	41.894	242.7	43:01.513		17	2:29.710	49.636	47.507	52.567	198.9	45:27.726	
20	2	2:01.735	41.397	37.101	43.237	239.5	45:03.248		18	2:29.209	50.218	47.180	51.811	198.9	47:56.935	
21	2	2:01.927	41.027	37.931	42.969	236.3	47:05.175		19	2:29.491	49.657	47.208	52.626	196.0	50:26.426	
22	2	2:02.422	41.784	38.690	41.948	229.3	49:07.597		20	2:28.607	49.696	47.270	<b>51.641</b>	197.1	52:55.033	
23	2	2:01.995	43.048	37.064	41.883	233.3	51:09.592		21	2:27.773	49.322	46.781	51.670	197.1	55:22.806	
24	2	2:03.757	42.642	36.981	44.134	235.8	53:13.349		22	2:29.095	49.685	47.331	52.079	199.6	57:51.901	
25	2	2:00.579	40.871	37.053	42.655	232.3	55:13.928		23	2:29.422	49.703	47.214	52.505	199.6	1:00:21.323	
26	2	2:01.079	<b>40.740</b>	38.472	<b>41.867</b>	234.3	57:15.007		24	2:39.314	51.175	49.806	58.333	194.2	1:03:00.637	
27	2	2:00.879	41.198	37.039	42.642	237.9	59:15.886									
28	2	2:15.337	43.294	43.983	48.060	236.3	1:01:31.223									
29	2	2:26.578	45.713	43.160	57.705	218.6	1:03:57.801									
<b>16</b>	Lola T212 1971 1.Serge KRIKNOFF P-2L								<b>19</b>	Chevron B19 1971 1.Rolf SIGRIST P-2L						
1	1	2:15.487	50.805	40.759	43.923		2:15.487		1	2:13.455	49.533	39.584	44.338		2:13.455	
2	1	2:06.359	42.912	39.753	43.694	234.8	4:21.846	2	2:05.492	42.198	39.296	43.998	234.8	4:18.947		
3	1	2:06.572	43.734	39.161	43.677	230.8	6:28.418	3	2:05.417	42.071	38.500	44.846	235.3	6:24.364		
4	1	2:05.048	42.953	<b>38.426</b>	43.669	234.3	8:33.466	4	2:04.107	41.809	38.781	43.517	235.8	8:28.471		
5	1	2:06.128	43.183	38.909	44.036	236.3	10:39.594	5	2:04.489	42.088	38.322	44.079	235.3	10:32.960		
6	1	2:06.928	42.726	39.924	44.278	235.8	12:46.522	6	2:05.839	42.580	38.911	44.348	235.3	12:38.799		
7	1	2:06.899	43.013	39.226	44.660	235.8	14:53.421	7	2:06.532	42.681	40.112	43.739	236.3	14:45.331		
8	1	2:07.511	43.420	39.863	44.228	238.9	17:00.932	8	2:04.146	42.184	38.335	43.627	238.9	16:49.477		
9	1	2:06.300	43.158	38.755	44.387	235.3	19:07.232	9	2:05.214	41.995	40.341	42.878	241.6	18:54.691		
10	1	2:06.449	43.097	39.318	44.034	236.3	21:13.681	10	<b>2:02.209</b>	<b>41.571</b>	37.980	<b>42.658</b>	234.8	20:56.900		
11	1	2:07.133	42.973	39.465	44.695	241.1	23:20.814	11	2:05.752	43.318	39.224	43.210	240.0	23:02.652		
12	1	2:06.778	43.433	39.205	44.140	237.9	25:27.592	12	2:04.218	42.163	38.857	43.198	235.8	25:06.870		
13	1	2:07.481	43.035	40.555	43.891	237.4	27:35.073	13	2:03.786	41.662	39.099	43.025	233.8	27:10.656		
14	1	2:06.719	42.754	39.653	44.312	236.8	29:41.792	14	2:02.918	41.811	38.253	42.854	241.1	29:13.574		
15	1	4:28.153 <b>B</b>	42.846	38.733	3:06.574	233.3	34:09.945	15	4:27.627 <b>B</b>	42.032	38.288	3:07.307	240.0	33:41.201		
16	1	2:19.955	54.087	40.112	45.756	153.0	36:29.900	16	2:13.722	51.870	38.246	43.606	166.9	35:54.923		
17	1	2:06.595	43.276	39.728	43.591	236.8	38:36.495	17	2:03.855	41.678	38.236	43.941	235.8	37:58.778		
18	1	2:05.916	43.311	39.135	43.470	237.9	40:42.411	18	2:04.358	42.031	38.775	43.552	238.4	40:03.136		
19	1	2:08.568	43.367	40.757	44.444	240.0	42:50.979	19	2:05.698	41.772	38.200	45.726	236.8	42:08.834		
20	1	2:08.076	43.123	41.039	43.914	238.4	44:59.055	20	4:27.863 <b>B</b>	44.451	45.759	2:57.653	222.7	46:36.697		
21	1	2:05.315	<b>41.977</b>	38.854	44.484	236.8	47:04.370	21	2:15.431	51.858	39.803	43.770	157.0	48:52.128		
22	1	2:06.633	42.401	40.403	<b>43.829</b>	234.3	49:11.003	22	2:05.086	42.647	39.125	43.314	238.4	50:57.214		
23	1	<b>2:04.486</b>	42.575	38.684	<b>43.227</b>	240.0	51:15.489	23	2:02.785	41.918	<b>37.851</b>	43.016	237.9	52:59.999		
24	1	2:04.743	42.058	38.861	43.824	237.4	53:20.232	24	2:04.345	42.215	38.309	43.821	238.4	55:04.344		
25	1	2:06.122	43.151	39.005	43.966	240.0	55:26.354	25	2:05.194	42.767	37.961	44.466	240.0	57:09.538		
26	1	2:06.217	43.561	39.221	43.435	237.9	57:32.571	26	2:04.585	41.769	39.681	43.135	241.1	59:14.123		
27	1	2:06.342	42.496	40.285	43.561	240.0	59:38.913	27	2:04.721	42.775	38.521	43.425	237.4	1:01:18.844		
28	1	2:08.170	42.954	39.249	45.967	235.8	1:01:47.083									





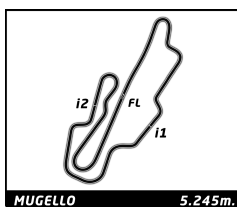
# CLASSIC ENDURANCE RACING 1 MUGELLO CLASSIC RACE

## Sector Analysis

■ Personal Best ■ Session Best B Crossing the finish line in pit lane

Lap	D	Time	Sector 1	Sector 2	Sector 3	T. Spd	Elapsed	Lap	D	Time	Sector 1	Sector 2	Sector 3	T. Spd	Elapsed
28	1	2:02.987	41.680	37.895	43.412	241.1	1:03:21.831	27	2	2:10.747	43.329	42.293	45.125	250.6	1:02:27.749
<b>20</b>	Porsche 911 Carrera RSR 3.0 1974 1. Rémi TERRAIL 2. Jürg AEBERHARD GT1							<b>22</b>	Chevron B16 1970 1. Didier ROBIN 2. Arnold ROBIN P-2L						
1	2	2:28.066	59.424	42.568	46.074		2:28.066	1	2	2:27.183	59.153	42.841	45.189		2:27.183
2	2	2:11.327	44.048	41.308	45.971	221.8	4:39.393	2	2	2:10.655	44.284	41.346	45.025	226.9	4:37.838
3	2	2:12.058	44.656	41.169	46.233	225.0	6:51.451	3	2	2:12.179	45.148	41.718	45.313	229.3	6:50.017
4	2	2:12.958	45.127	41.920	45.911	223.1	9:04.409	4	2	2:14.052	43.467	42.630	47.955	226.4	9:04.069
5	2	2:14.737	46.292	41.997	46.448	222.7	11:19.146	5	2	2:16.291	46.606	43.985	45.700	223.1	11:20.360
6	2	2:13.326	45.522	41.988	45.816	220.9	13:32.472	6	2	2:14.364	46.498	41.157	46.709	226.4	13:34.724
7	2	2:10.322	44.492	40.227	45.603	214.3	15:42.794	7	2	2:12.047	44.621	41.513	45.913	227.8	15:46.771
8	2	7:56.392 B	43.621	40.296	6:32.475	216.9	23:39.186	8	2	2:10.057	43.327	42.000	44.730	226.9	17:56.828
9	2	2:20.522	54.744	40.323	45.455	144.6	25:59.708	9	2	2:07.671	43.179	39.662	44.830	221.8	20:04.499
10	2	2:09.272	44.182	39.408	45.682	214.7	28:08.980	10	2	2:09.883	45.094	40.500	44.289	224.1	22:14.382
11	2	5:03.555 B	43.509	39.406	3:40.640	214.7	33:12.535	11	2	2:08.005	44.148	39.216	44.641	223.6	24:22.387
12	1	2:28.134	55.240	43.400	49.494	146.9	35:40.669	12	2	2:07.615	44.139	39.371	44.105	226.4	26:30.002
13	1	2:18.553	46.852	43.260	48.441	216.0	37:59.222	13	2	2:06.188	42.741	39.194	44.253	220.9	28:36.190
14	1	2:17.551	46.637	43.059	47.855	217.3	40:16.773	14	2	2:07.004	43.361	39.223	44.420	220.9	30:43.194
15	1	2:16.353	45.784	43.056	47.513	216.0	42:33.126	15	2	4:24.641 B	43.471	39.507	3:01.663	220.4	35:07.835
16	1	2:16.200	45.974	42.750	47.476	216.4	44:49.326	16	1	2:28.919	58.756	42.328	47.835	137.6	37:36.754
17	1	2:19.085	46.224	43.472	49.389	215.6	47:08.411	17	1	2:18.629	47.489	43.414	47.726	220.0	39:55.383
18	1	2:17.152	46.690	42.734	47.728	217.7	49:25.563	18	1	2:15.030	45.442	42.065	47.523	220.4	42:10.413
19	1	2:15.629	45.704	42.542	47.383	216.9	51:41.192	19	1	2:14.659	45.418	42.123	47.118	224.1	44:25.072
20	1	2:16.230	46.381	42.537	47.312	214.7	53:57.422	20	1	2:12.144	45.078	40.333	46.733	222.2	46:37.216
21	1	2:15.933	45.591	43.307	47.035	214.3	55:13.355	21	1	2:11.755	44.994	40.671	46.090	228.3	48:48.971
22	1	2:17.510	46.884	43.371	47.255	216.9	58:30.865	22	1	2:13.689	45.728	41.711	46.250	222.2	51:02.660
23	1	2:15.406	45.654	42.096	47.656	215.6	1:00:46.271	23	1	2:13.117	45.343	40.514	47.260	220.9	53:15.777
24	1	2:16.426	46.073	42.668	47.685	216.0	1:03:02.697	24	1	2:11.064	44.786	40.761	45.517	224.1	55:26.841
<b>21</b>	De Tomaso Pantera Gr. IV 1975 1. Detlef VON DER LIECK 2. Ralf KELLENERS GT1							<b>25</b>	Porsche 911 Carrera RSR 3.0 1974 1. Uwe KOLB 2. Patrick KOLB GT1						
1	1	2:29.555	1:00.223	43.136	46.196		2:29.555	1	1	2:35.510	1:03.507	44.066	47.937		2:35.510
2	1	2:12.861	44.110	42.363	46.388	232.3	4:42.416	2	1	2:17.181	46.342	43.275	47.564	217.7	4:52.691
3	1	2:13.728	44.461	42.881	46.386	247.1	6:56.144	3	1	2:13.568	45.933	41.468	46.167	216.9	7:06.259
4	1	2:15.218	44.559	43.844	46.815	248.3	9:11.362	4	1	2:16.122	45.506	42.708	47.908	219.5	9:22.381
5	1	2:19.813	46.859	45.737	47.217	244.3	11:31.175	5	1	2:18.046	46.301	42.611	49.134	223.1	11:40.427
6	1	2:19.614	48.053	44.959	46.602	239.5	13:50.789	6	1	2:19.051	47.208	43.466	48.377	218.2	13:59.478
7	1	2:14.185	44.822	42.765	46.598	241.6	16:04.974	7	1	2:18.618	46.653	42.783	49.182	220.4	16:18.096
8	1	2:15.347	45.013	43.580	46.754	249.4	18:20.321	8	1	2:18.105	47.551	42.864	47.690	178.2	18:36.201
9	1	2:17.041	45.159	44.002	47.880	247.7	20:37.362	9	1	2:17.423	46.288	41.197	49.938	218.6	20:53.624
10	1	2:15.643	45.878	43.351	46.414	246.0	22:53.005	10	1	2:16.310	46.864	41.993	47.453	207.7	23:09.934
11	1	2:17.697	45.779	44.970	46.948	238.4	25:10.702	11	1	2:13.763	45.274	41.260	47.229	213.4	25:23.697
12	1	2:36.569 B	45.749	43.867	1:06.953	243.2	27:47.271	12	1	2:17.550	45.120	45.203	47.227	211.8	27:41.247
13	2	4:37.346	3:12.864	40.015	44.467	150.2	32:24.617	13	1	2:14.276	45.824	41.376	47.076	213.4	29:55.523
14	2	2:07.622	43.038	39.920	44.664	249.4	34:32.239	14	1	5:23.956 B	45.543	42.855	3:55.558	213.9	35:19.479
15	2	2:08.150	43.332	40.326	44.492	244.3	36:40.389	15	1	2:40.779	1:01.255	46.954	52.570	121.8	38:00.258
16	2	2:10.348	44.607	40.102	45.639	251.2	38:50.737	16	1	2:25.617	49.039	45.532	51.046	198.5	40:25.875
17	2	2:09.349	43.369	40.634	45.346	243.2	41:00.086	17	1	2:27.434	49.772	46.093	51.569	201.1	42:53.309
18	2	2:07.985	43.355	39.913	44.717	254.7	43:08.071	18	1	2:28.494	50.040	46.800	51.654	210.9	45:21.803
19	2	2:09.053	43.124	41.081	44.848	255.3	45:17.124	19	1	2:30.709	53.616	46.030	51.063	211.4	47:52.512
20	2	2:09.268	43.840	40.848	44.580	254.7	47:26.392	20	1	2:29.975	51.591	46.302	52.082	202.2	50:22.487
21	2	2:08.061	43.067	40.232	44.762	251.7	49:34.453	21	1	2:28.269	51.040	46.026	51.203	207.7	52:50.756
22	2	2:07.605	43.281	40.082	44.242	251.2	51:42.058	22	1	2:29.073	51.407	46.370	51.296	198.9	55:19.829
23	2	2:07.921	42.979	40.603	44.339	253.5	53:49.979	23	1	2:34.205	52.138	50.396	51.671	201.5	57:54.034
24	2	2:07.855	43.163	40.158	44.534	252.3	55:57.834								
25	2	2:08.197	43.281	40.545	44.371	250.0	58:06.031								
26	2	2:10.971	43.341	41.743	45.887	254.7	1:00:17.002								



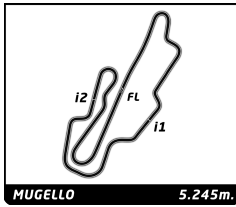


# CLASSIC ENDURANCE RACING 1 MUGELLO CLASSIC RACE

## Sector Analysis

Personal Best Session Best B Crossing the finish line in pit lane

Lap	D	Time	Sector 1	Sector 2	Sector 3	T. Spd	Elapsed	Lap	D	Time	Sector 1	Sector 2	Sector 3	T. Spd	Elapsed
24	1	2:36.614	52.061	49.560	54.993	197.8	1:00:30.648	16	1	2:05.920	42.452	40.195	43.273	257.8	40:03.341
25	1	2:40.497	54.299	50.946	55.252	177.6	1:03:11.145	17	1	2:08.822	43.721	40.657	44.444	223.1	42:12.163
<b>29</b>		<b>Ford GT40 (C) 1965</b>						18	1	2:07.834	43.170	40.909	43.755	250.0	44:19.997
		1. Adriano NICODEMI					GT1	19	1	2:05.816	42.477	39.880	43.459	262.1	46:25.813
1	1	2:36.155	1:03.203	44.219	48.733		2:36.155	20	1	2:05.858	42.696	39.736	43.426	260.9	48:31.671
2	1	2:18.215	47.123	<b>42.930</b>	48.162	225.0	4:54.370	21	1	<b>2:04.824</b>	42.308	<b>39.265</b>	<b>43.251</b>	259.6	50:36.495
3	1	<b>2:17.388</b>	<b>46.601</b>	43.042	<b>47.745</b>	223.1	7:11.758	22	1	2:06.297	<b>42.257</b>	40.447	43.593	262.8	52:42.792
4	1	2:19.096	47.350	43.373	48.373	215.6	9:30.854	23	1	2:07.101	42.327	40.727	44.047	262.1	54:49.893
5	1	2:22.434	47.522	44.841	50.071	218.2	11:53.288	24	1	2:06.243	42.705	39.302	44.236	263.4	56:56.136
<b>31</b>		<b>Porsche 911 Carrera RSR 3.0 1974</b>						25	1	2:07.194	42.414	40.544	44.236	262.8	59:03.330
		1. Malte MÜLLER-WREDE					GT1	26	1	2:07.073	42.558	40.503	44.012	255.3	1:01:10.403
1	1	2:33.496	1:01.978	44.063	47.455		2:33.496	27	1	2:07.625	42.493	39.801	45.331	262.1	1:03:18.028
2	1	2:16.715	46.647	42.813	47.255	225.5	4:50.211	<b>34</b>		<b>Lola T70 Mk.3B 1969</b>					
3	1	<b>2:15.166</b>	46.231	<b>42.262</b>	<b>46.673</b>	221.8	7:05.377			1. David HART					P+2L
4	1	2:16.654	46.318	42.742	47.594	225.5	9:22.031	1	1	2:07.402	46.396	38.309	42.697		2:07.402
5	1	2:18.601	46.339	43.678	48.584	224.1	11:40.632	2	1	2:03.179	42.053	38.477	42.649	251.2	4:10.581
6	1	2:19.183	47.924	43.848	47.411	223.1	13:59.815	3	1	2:03.622	42.033	38.796	42.793	251.2	6:14.203
7	1	2:17.682	47.148	42.859	47.675	213.4	16:17.497	4	1	2:03.282	42.614	38.277	<b>42.391</b>	251.2	8:17.485
8	1	2:18.170	47.137	43.363	47.670	219.5	18:35.667	5	1	2:02.782	41.398	38.319	43.065	254.7	10:20.267
9	1	2:24.510	54.527	42.557	47.426	215.6	21:00.177	6	1	2:03.332	42.785	38.152	42.395	256.5	12:23.599
10	1	2:18.993	46.468	43.857	48.668	221.3	23:19.170	7	1	2:03.246	42.008	38.565	42.673	256.5	14:26.845
11	1	4:49.769 <b>B</b>	46.060	42.615	3:21.094	221.3	28:08.939	8	1	2:04.847	42.052	39.861	42.934	257.8	16:31.692
12	1	2:26.642	56.006	42.980	47.656	146.9	30:35.581	9	1	2:04.754	41.568	38.248	44.938	257.1	18:36.446
13	1	2:16.822	46.082	42.702	48.038	214.7	32:52.403	10	1	2:03.810	41.545	38.569	43.696	259.0	20:40.256
14	1	2:16.671	46.395	42.539	47.737	216.0	35:09.074	11	1	2:03.748	41.866	38.801	43.081	258.4	22:44.004
15	1	2:16.486	46.329	42.912	47.245	217.3	37:25.560	12	1	2:02.978	41.610	38.396	42.972	257.1	24:46.982
16	1	2:16.605	46.594	42.679	47.332	217.7	39:42.165	13	1	2:02.820	<b>41.120</b>	39.303	42.397	257.8	26:49.802
17	1	2:16.185	<b>45.797</b>	43.036	47.352	220.9	41:58.350	14	1	2:02.300	41.575	38.058	42.667	256.5	28:52.102
18	1	2:16.017	45.890	43.200	46.927	222.7	44:14.367	15	1	4:29.848 <b>B</b>	42.081	38.727	3:09.040	252.9	33:21.950
19	1	2:17.062	46.213	43.349	47.500	221.8	46:31.429	16	1	2:13.569	51.948	38.416	43.205	169.3	35:35.519
20	1	2:16.046	45.892	42.871	47.283	223.1	48:47.475	17	1	2:03.565	42.684	38.208	42.673	256.5	37:39.084
21	1	2:34.596	1:01.809	44.403	48.384	223.1	51:22.071	18	1	2:02.591	41.744	38.178	42.669	257.8	39:41.675
22	1	2:16.440	46.060	42.751	47.629	218.2	53:38.511	19	1	<b>2:02.127</b>	41.663	<b>37.661</b>	42.803	253.5	41:43.802
23	1	2:17.895	46.351	43.633	47.911	219.5	55:56.406	20	1	2:03.904	42.092	39.037	42.775	257.1	43:47.706
24	1	2:17.584	47.266	43.358	46.960	215.1	58:13.990	21	1	2:03.447	42.230	38.579	42.638	262.1	45:51.153
25	1	2:18.995	47.168	44.022	47.805	219.1	1:00:32.985	22	1	2:02.440	42.121	37.668	42.651	255.9	47:53.593
26	1	2:20.604	47.264	43.464	49.876	219.5	1:02:53.589	23	1	2:03.509	41.955	38.539	43.015	259.0	49:57.102
<b>33</b>		<b>Lola T70 Mk.3 1967</b>						24	1	2:02.435	41.939	37.881	42.615	251.7	51:59.537
		1. Roderick JACK					P+2L	25	1	2:02.469	41.573	37.921	42.975	260.2	54:02.006
1	1	2:13.962	50.373	39.862	43.727		2:13.962	26	1	2:03.183	42.112	38.419	42.652	252.9	56:05.189
2	1	2:05.639	42.791	39.455	43.393	235.8	4:19.601	27	1	2:02.997	42.052	38.257	42.688	253.5	58:08.186
3	1	5:00.937 <b>B</b>	47.471			246.6	9:20.538	28	1	2:04.486	41.635	39.689	43.162	256.5	1:00:12.672
4	1	2:21.046	55.910	40.772	44.364	155.4	11:41.584	29	1	2:17.196	44.891	45.540	46.765	250.6	1:02:29.868
5	1	2:15.903	46.519	43.120	46.264	228.3	13:57.487	<b>35</b>		<b>Lola T70 Mk.3B 1969</b>					
6	1	2:09.902	45.268	40.591	44.043	245.5	16:07.389			1. Armand MILLE					P+2L
7	1	2:09.692	43.474	40.794	45.424	257.1	18:17.081	1	1	2:33.986	1:04.021	44.008	45.957		2:33.986
8	1	2:08.693	43.774	40.732	44.187	256.5	20:25.774	2	1	2:07.430	43.437	39.427	44.566	243.2	4:41.416
9	1	2:09.440	44.550	40.952	43.938	258.4	22:35.214	3	1	2:06.113	42.645	40.541	42.927	251.7	6:47.529
10	1	2:07.612	43.296	40.383	43.933	252.9	24:42.826	4	1	2:10.225	43.673	41.822	44.730	255.9	8:57.754
11	1	2:07.266	43.067	40.022	44.177	255.3	26:50.092	5	1	2:23.269	56.612	42.091	44.566	256.5	11:21.023
12	1	2:08.970	44.391	40.124	44.455	242.2	28:59.062	6	1	2:08.135	44.473	40.520	43.142	254.1	13:29.158
13	1	2:07.749	43.413	40.422	43.914	227.8	31:06.811	7	1	2:03.419	41.810	38.618	42.991	256.5	15:32.577
14	1	4:32.371 <b>B</b>	43.182	39.825	3:09.364	250.6	35:39.182	8	1	2:03.195	41.791	38.143	43.261	259.0	17:35.772
15	1	2:18.239	53.410	40.347	44.482	142.1	37:57.421	9	1	2:02.564	41.218	38.360	42.986	259.0	19:38.336
								10	1	2:03.620	42.271	38.730	42.619	259.6	21:41.956



# CLASSIC ENDURANCE RACING 1 MUGELLO CLASSIC RACE

## Sector Analysis

■ Personal Best ■ Session Best B Crossing the finish line in pit lane

Lap	D	Time	Sector 1	Sector 2	Sector 3	T. Spd	Elapsed	Lap	D	Time	Sector 1	Sector 2	Sector 3	T. Spd	Elapsed
11	1	2:04.130	41.895	38.832	43.403	259.6	23:46.086	6	1	2:07.959	43.369	39.881	44.709	260.9	13:02.914
12	1	2:03.843	42.054	38.203	43.586	262.8	25:49.929	7	1	2:08.557	43.641	40.180	44.736	236.8	15:11.471
13	1	2:03.299	41.850	38.458	42.991	257.8	27:53.228	8	1	2:07.553	42.898	39.877	44.778	256.5	17:19.024
14	1	2:02.853	41.841	38.516	42.496	260.2	29:56.081	9	1	2:07.950	43.352	40.206	44.392	259.6	19:26.974
15	1	4:20.571 B	41.932	38.757	2:59.882	261.5	34:16.652	10	1	2:10.098	44.049	40.619	45.430	261.5	21:37.072
16	1	2:20.304	59.240	38.413	42.651	114.3	36:36.956	11	1	2:08.670	43.638	40.255	44.777	259.6	23:45.742
17	1	2:03.433	41.202	39.264	42.967	262.8	38:40.389	12	1	2:08.729	44.324	40.096	44.309	260.9	25:54.471
18	1	2:01.853	41.596	37.798	42.459	264.7	40:42.242	13	1	2:08.604	42.973	40.900	44.731	259.6	28:03.075
19	1	2:04.634	41.798	39.445	43.391	264.7	42:46.876	14	1	2:29.927 B	43.258	40.060	1:06.609	260.2	30:33.002
20	1	2:07.004	42.456	41.456	43.092	258.4	44:53.880	15	1	4:20.282	2:54.904	40.338	45.040	164.1	34:53.284
21	1	2:05.451	42.090	40.069	43.292	259.6	46:59.331	16	1	2:08.267	43.443	40.683	44.141	262.1	37:01.551
22	1	2:02.211	41.739	38.000	42.472	257.8	49:01.542	17	1	2:07.148	42.883	40.456	43.809	267.3	39:08.699
23	1	2:02.291	40.980	38.102	43.209	260.9	51:03.833	18	1	2:08.081	42.799	40.461	44.821	268.0	41:16.780
24	1	2:02.503	41.089	38.130	43.284	259.6	53:06.336	19	1	2:08.665	43.515	40.854	44.296	267.3	43:25.445
25	1	2:02.751	41.284	38.411	43.056	251.7	55:09.087	20	1	2:07.633	43.595	40.063	43.975	268.0	45:33.078
26	1	2:03.313	42.084	38.858	42.371	258.4	57:12.400	21	1	2:08.299	43.108	40.864	44.327	266.0	47:41.377
27	1	2:02.392	41.028	38.844	42.520	262.8	59:14.792	22	1	2:06.207	42.945	39.828	43.434	263.4	49:47.584
28	1	2:03.022	41.628	38.671	42.723	261.5	1:01:17.814	23	1	2:08.478	43.682	40.382	44.414	253.5	51:56.062
29	1	2:03.011	41.599	38.188	43.224	258.4	1:03:20.825	24	1	2:07.115	42.878	39.956	44.281	263.4	54:03.177

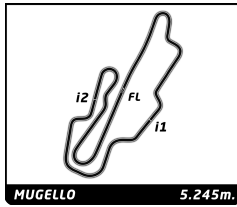
<b>36</b>	<b>Porsche 910 1967</b>							
	1. Jürgen RUDOLPH						P-2L	
1	1	2:25.699	58.445	41.602	45.652		2:25.699	
2	1	2:09.646	44.064	40.102	45.480	233.8	4:35.345	
3	1	2:10.818	44.287	41.154	45.377	232.3	6:46.163	
4	1	2:16.724	44.991	42.852	48.881	230.3	9:02.887	
5	1	2:16.389	47.453	43.107	45.829	228.3	11:19.276	
6	1	2:15.399	45.784	42.191	47.424	229.8	13:34.675	
7	1	2:12.710	45.748	41.187	45.775	223.6	15:47.385	
8	1	2:12.462	44.288	41.775	46.399	233.3	17:59.847	
9	1	2:12.589	44.440	41.344	46.805	232.8	20:12.436	
10	1	2:11.827	44.834	41.331	45.662	231.8	22:24.263	
11	1	2:12.558	43.993	42.039	46.526	229.3	24:36.821	
12	1	2:12.510	44.777	42.172	45.561	229.8	26:49.331	
13	1	2:11.924	45.010	41.235	45.679	225.5	29:01.255	
14	1	4:26.151 B	43.712	40.390	3:02.049	229.8	33:27.406	
15	1	2:20.294	54.384	40.591	45.319	147.9	35:47.700	
16	1	2:12.062	44.610	40.451	47.001	227.4	37:59.762	
17	1	2:08.894	43.565	40.166	45.163	234.8	40:08.656	
18	1	2:09.249	43.132	41.024	45.093	233.8	42:17.905	
19	1	2:09.842	43.903	40.547	45.392	236.3	44:27.747	
20	1	2:09.037	43.217	40.487	45.333	236.8	46:36.784	
21	1	2:08.474	43.440	40.101	44.933	233.8	48:45.258	
22	1	2:09.949	43.745	40.585	45.619	232.8	50:55.207	
23	1	2:10.205	44.719	40.354	45.132	225.5	53:05.412	
24	1	2:12.136	44.344	41.338	46.454	227.8	55:17.548	
25	1	2:24.344	44.473	52.978	46.893	228.3	57:41.892	
26	1	2:11.656	44.298	41.395	45.963	229.8	59:53.548	
27	1	2:15.197	44.605	41.441	49.151	224.5	1:02:08.745	

<b>37</b>	<b>Lola T70 Mk.3 1967</b>							
	1. Nikolaus DITTING						P+2L	
1	1	2:20.443	54.588	41.015	44.840		2:20.443	
2	1	2:10.086	43.719	40.798	45.569	259.6	4:30.529	
3	1	2:09.223	43.079	40.682	45.462	248.8	6:39.752	
4	1	2:07.780	42.948	39.994	44.838	257.1	8:47.532	
5	1	2:07.423	42.936	39.832	44.655	259.0	10:54.955	

<b>40</b>	<b>Ford GT40 1968</b>							
	1. Philippe SCEMAMA						GT1	
1	1	2:19.710	53.603	41.224	44.883		2:19.710	
2	1	2:10.844	43.757	40.944	46.143	258.4	4:30.554	
3	1	2:11.007	44.372	40.783	45.852	236.8	6:41.561	
4	1	2:10.865	44.187	40.991	45.687	242.7	8:52.426	
5	1	2:12.130	45.031	41.415	45.684	241.1	11:04.556	
6	1	2:13.000	45.001	41.475	46.524	221.3	13:17.556	
7	1	2:12.994	44.633	41.912	46.449	236.8	15:30.550	
8	1	2:12.737	45.149	41.524	46.064	236.3	17:43.287	
9	1	2:12.052	44.330	41.825	45.897	239.5	19:55.339	
10	1	2:12.990	45.404	41.219	46.367	238.9	22:08.329	
11	1	2:13.159	44.569	41.773	46.817	236.8	24:21.488	

<b>42</b>	<b>Lola T212 1971</b>							
	1. Christophe BEAUDON						P-2L	
1	1	2:21.722	55.480	41.174	45.068		2:21.722	
2	1	2:09.706	43.707	40.768	45.231	232.8	4:31.428	
3	1	2:10.590	44.326	40.695	45.569	232.8	6:42.018	
4	1	2:19.819	45.657	45.535	48.627	232.8	9:01.837	
5	1	2:16.480	48.306	42.137	46.037	227.8	11:18.317	
6	1	2:14.287	46.035	42.425	45.827	231.8	13:32.604	
7	1	2:08.866	44.098	40.030	44.738	225.0	15:41.470	
8	1	2:08.661	43.533	40.341	44.787	226.4	17:50.131	
9	1	2:09.289	44.173	40.428	44.688	227.4	19:59.420	
10	1	2:14.051	46.322	43.214	44.515	229.3	22:13.471	
11	1	2:08.234	43.668	40.066	44.500	225.9	24:21.705	
12	1	2:08.387	43.807	40.013	44.567	223.1	26:30.092	
13	1	2:08.224	43.621	39.734	44.869	226.9	28:38.316	
14	1	4:28.769 B	43.375	39.997	3:05.397	229.8	33:07.085	
15	1	2:22.517	56.792	40.070	45.655	135.7	35:29.602	
16	1	2:08.391	43.726	40.152	44.513	216.9	37:37.993	
17	1	2:08.765	44.806	39.590	44.369	230.3	39:46.758	





# CLASSIC ENDURANCE RACING 1

## MUGELLO CLASSIC RACE

### Sector Analysis

Personal Best Session Best B Crossing the finish line in pit lane

Lap	D	Time	Sector 1	Sector 2	Sector 3	T. Spd	Elapsed	Lap	D	Time	Sector 1	Sector 2	Sector 3	T. Spd	Elapsed
18	1	2:07.818	43.387	39.869	44.562	231.8	41:54.576	14	1	4:47.605 B	46.460	42.024	3:19.121	243.8	34:50.181
19	1	2:07.357	43.071	39.793	44.493	232.8	44:01.933	15	1	2:24.589	55.941	42.367	46.281	156.7	37:14.770
20	1	2:08.183	43.690	39.910	44.583	232.8	46:10.116	16	1	2:13.159	44.372	42.772	46.015	251.7	39:27.929
21	1	2:08.588	44.172	40.143	44.273	234.3	48:18.704	17	1	2:13.382	44.606	42.248	46.528	242.7	41:41.311
22	1	2:07.463	43.139	39.528	44.796	229.3	50:26.167	18	1	2:13.673	44.453	43.360	45.860	251.2	43:54.984
23	1	2:08.983	43.421	41.372	44.190	230.8	52:35.150	19	1	2:13.456	45.195	42.565	45.696	238.9	46:08.440
24	1	2:07.446	42.534	40.377	44.535	231.8	54:42.596	20	1	2:15.081	45.784	42.960	46.337	244.3	48:23.521
25	1	2:08.752	44.060	40.098	44.594	232.8	56:51.348	21	1	2:14.335	45.286	42.796	46.253	241.6	50:37.856
26	1	2:06.410	42.757	39.540	44.113	229.8	58:57.758	22	1	2:13.495	45.262	41.648	46.585	244.9	52:51.351
27	1	2:06.731	42.977	39.195	44.559	226.4	1:01:04.489	23	1	2:15.076	47.142	41.956	45.978	236.8	55:06.427
28	1	2:09.174	43.267	39.842	46.065	225.9	1:03:13.663	24	1	2:12.283	44.539	42.227	45.517	242.7	57:18.710
								25	1	2:12.147	44.200	42.407	45.540	252.9	59:30.857
								26	1	2:16.204	44.734	42.614	48.856	248.3	1:01:47.061

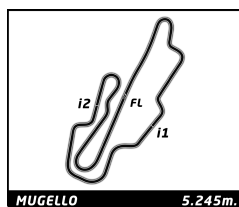
44		Chevron B19 1971		P-2L			
		1.Rory JACK					
1	1	2:14.027	49.744	39.644	44.639	2:14.027	
2	1	2:06.784	43.057	39.598	44.129	4:20.811	
3	1	2:03.671	42.434	37.428	43.809	6:24.482	
4	1	2:04.670	42.289	38.445	43.936	8:29.152	
5	1	2:04.406	42.377	37.947	44.082	10:33.558	
6	1	2:06.197	42.292	38.977	44.928	12:39.755	
7	1	2:05.017	43.129	38.432	43.456	14:44.772	
8	1	2:05.484	43.028	38.390	44.066	16:50.256	
9	1	2:06.228	42.378	39.304	44.546	18:56.484	
10	1	2:04.647	42.638	37.309	44.700	21:01.131	
11	1	2:06.954	43.432	39.133	44.389	23:08.085	
12	1	2:05.371	42.631	38.804	43.936	25:13.456	
13	1	2:06.977	43.470	39.094	44.413	27:20.433	
14	1	2:05.858	42.960	38.461	44.437	29:26.291	
15	1	2:30.089 B	42.771	38.141	1:09.177	31:56.380	
16	1	4:10.221	2:47.588	38.547	44.086	144.0	36:06.601
17	1	2:05.137	43.163	38.233	43.741	221.3	38:11.738
18	1	2:07.811	42.727	40.287	44.797	225.9	40:19.549
19	1	2:05.239	43.234	38.232	43.773	223.6	42:24.788
20	1	2:04.845	42.816	38.399	43.630	229.3	44:29.633
21	1	2:06.492	42.989	39.009	44.494	232.3	46:36.125
22	1	2:06.964	42.768	39.645	44.551	224.5	48:43.089
23	1	2:06.441	43.285	38.836	44.320	218.6	50:49.530
24	1	2:04.084	42.676	37.765	43.643	218.2	52:53.614
25	1	2:04.571	42.632	37.117	44.822	226.4	54:58.185
26	1	2:03.144	42.173	37.883	43.088	225.0	57:01.329
27	1	2:04.177	41.997	38.208	43.972	235.3	59:05.506

47		Lola T70 Mk.2 1966		P+2L		
		1.Marcel BERNET				
1	1	2:35.739	1:03.679	45.262	46.798	2:35.739
2	1	2:16.979	46.953	43.038	46.988	4:52.718
3	1	2:15.065	44.749	43.833	46.483	7:07.783
4	1	2:16.181	45.901	43.385	46.895	9:23.964
5	1	2:17.912	47.922	43.132	46.858	11:41.876
6	1	2:18.470	47.297	44.300	46.873	14:00.346
7	1	2:17.356	47.376	43.277	46.703	16:17.702
8	1	2:19.175	48.739	43.256	47.180	18:36.877
9	1	2:15.786	46.857	42.094	46.835	20:52.663
10	1	2:19.146	46.137	44.541	48.468	23:11.809
11	1	2:16.713	46.248	43.260	47.205	25:28.522
12	1	2:17.742	45.697	43.401	48.644	27:46.264
13	1	2:16.312	46.269	43.509	46.534	30:02.576

48		Porsche 908/03 1968		P+2L		
		1.Peter VÖGELE				
1	1	2:34.486	1:02.816	44.202	47.468	2:34.486
2	1	2:16.024	46.901	43.214	45.909	4:50.510
3	1	2:13.829	45.147	41.940	46.742	7:04.339
4	1	2:15.330	45.931	42.317	47.082	9:19.669
5	1	2:19.423	47.159	44.121	48.143	11:39.092
6	1	2:17.079	46.393	43.050	47.636	13:56.171
7	1	2:17.502	47.688	42.574	47.240	16:13.673
8	1	2:17.609	47.282	42.650	47.677	18:31.282
9	1	2:15.646	45.613	43.225	46.808	20:46.928
10	1	2:14.837	45.485	42.286	47.066	23:01.765
11	1	2:14.397	45.501	42.218	46.678	25:16.162
12	1	4:32.907 B	45.836	42.103	3:04.968	29:49.069
13	1	2:26.275	58.010	41.678	46.587	32:15.344
14	1	2:16.879	47.237	42.918	46.724	34:32.223
15	1	2:16.017	46.927	42.338	46.752	36:48.240
16	1	2:13.540	45.115	41.868	46.557	39:01.780
17	1	2:12.389	44.397	41.989	46.003	41:14.169
18	1	2:13.702	44.893	41.888	46.921	43:27.871
19	1	2:14.421	46.333	41.874	46.214	45:42.292
20	1	2:15.192	44.986	42.341	47.865	47:57.484
21	1	2:16.100	46.561	42.239	47.300	50:13.584
22	1	2:13.180	44.763	42.065	46.352	52:26.764
23	1	2:12.238	45.101	41.189	45.948	54:39.002
24	1	2:12.781	44.923	41.413	46.445	56:51.783
25	1	2:15.328	44.952	43.161	47.215	59:07.111
26	1	2:16.571	46.098	41.879	48.594	1:01:23.682
27	1	2:16.250	45.758	42.294	48.198	1:03:39.932

56		Chevron B19 1971		P-2L		
		1.Joao Paulo CAMPOS COS				
		2.Alexandre BEIRAO				
1	1	2:18.295	52.645	40.835	44.815	2:18.295
2	1	2:06.627	42.924	39.546	44.157	4:24.922
3	1	2:07.026	42.847	40.078	44.101	6:31.948
4	1	2:06.670	42.872	39.267	44.531	8:38.618
5	1	2:06.968	43.745	39.297	43.926	10:45.586
6	1	2:06.376	42.620	39.296	44.460	12:51.962
7	1	2:08.930	43.956	40.329	44.645	15:00.892
8	1	2:08.648	43.081	40.850	44.717	17:09.540
9	1	2:06.919	43.133	39.590	44.196	19:16.459
10	1	2:07.018	44.248	38.900	43.870	21:23.477
11	1	2:05.408	42.867	38.451	44.090	23:28.885





# CLASSIC ENDURANCE RACING 1

## MUGELLO CLASSIC RACE

### Sector Analysis

■ Personal Best ■ Session Best B Crossing the finish line in pit lane

Lap	D	Time	Sector 1	Sector 2	Sector 3	T. Spd	Elapsed	Lap	D	Time	Sector 1	Sector 2	Sector 3	T. Spd	Elapsed
12	1	2:06.358	43.477	<b>38.283</b>	44.598	231.8	25:35.243	8	1	2:36.708	52.669	51.311	52.728	180.6	20:47.441
13	1	2:08.876	43.380	39.338	46.158	233.8	27:44.119	9	1	2:36.355	52.839	48.909	54.607	193.9	23:23.796
14	1	2:05.564	43.058	38.284	44.222	233.8	29:49.683	10	1	2:31.334	51.079	<b>47.257</b>	52.998	183.7	25:55.130
15	1	4:30.954	43.960	39.079	3:07.915	233.3	34:20.637	11	1	5:10.330	51.692	49.253	3:29.385	189.8	31:05.460
16	2	2:19.674	55.956	39.653	44.065	155.6	36:40.311	12	1	2:42.282	1:01.356	47.960	52.966	110.8	33:47.742
17	2	2:08.937	44.271	39.330	45.336	234.3	38:49.248	13	1	2:31.636	50.805	47.286	53.545	191.8	36:19.378
18	2	2:08.308	42.954	40.865	44.489	235.3	40:57.556	14	1	2:35.460	53.328	49.409	52.723	193.2	38:54.838
19	2	2:06.683	42.657	39.949	44.077	228.3	43:04.239	15	1	2:31.614	50.475	48.568	52.571	200.0	41:26.452
20	2	2:08.343	43.016	40.669	44.658	237.9	45:12.582	16	1	2:31.354	51.296	47.646	52.412	194.2	43:57.806
21	2	<b>2:04.815</b>	42.076	38.780	43.959	232.8	47:17.397	17	1	2:32.713	51.474	48.784	52.455	199.6	46:30.519
22	2	2:06.480	<b>41.996</b>	39.931	44.553	230.8	49:23.877	18	1	2:31.935	51.259	48.789	51.887	196.0	49:02.454
23	2	2:05.660	42.741	38.866	44.053	229.8	51:29.537	19	1	2:30.998	50.739	47.711	52.548	204.2	51:33.452
24	2	2:05.146	42.418	39.137	<b>43.591</b>	233.8	53:34.683	20	1	2:30.669	50.886	47.460	52.323	197.4	54:04.121
25	2	2:06.120	42.836	39.212	44.072	231.3	55:40.803	21	1	2:31.223	51.355	47.393	52.475	198.9	56:35.344
26	2	2:07.233	42.279	39.335	45.619	232.3	57:48.036	22	1	<b>2:29.599</b>	50.247	47.568	<b>51.784</b>	192.5	59:04.943
27	2	2:06.258	42.352	38.954	44.952	233.8	59:54.294	23	1	2:34.804	51.555	48.250	54.999	192.2	1:01:39.747
28	2	2:10.724	44.098	39.383	47.243	232.8	1:02:05.018								

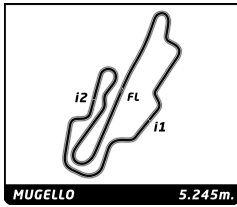
57		Lola T70 Mk.3 1967		1.Christophe GADAIS		P+2L	
1	1	2:21.895	56.759	41.042	<b>44.094</b>		2:21.895
2	1	2:10.206	44.694	<b>40.521</b>	44.991	231.8	4:32.101
3	1	<b>2:09.764</b>	44.311	40.992	44.461	220.4	6:41.865
4	1	2:32.948	44.650	1:01.647	46.651	226.4	9:14.813
5	1	2:17.629	46.431	44.992	46.206	241.6	11:32.442
6	1	2:15.566	46.925	43.191	45.450	234.8	13:48.008
7	1	2:13.372	45.535	42.411	45.426	244.3	16:01.380
8	1	2:12.921	44.840	41.315	46.766	238.4	18:14.301
9	1	2:14.667	45.375	42.939	46.353	243.2	20:28.968
10	1	2:10.339	<b>43.944</b>	41.459	44.936	250.6	22:39.307
11	1	2:12.553	44.072	42.638	45.843	242.7	24:51.860
12	1	2:09.967	43.984	40.932	45.051	237.4	27:01.827
13	1	2:11.155	44.238	41.791	45.126	243.8	29:12.982
14	1	4:48.140	44.946	41.150	3:22.044	239.5	34:01.122
15	1	2:20.600	53.281	40.998	46.321	145.2	36:21.722
16	1	2:18.072	48.440	43.781	45.851	201.1	38:39.794
17	1	2:09.799	44.894	40.556	44.349	234.8	40:49.593
18	1	2:12.517	44.662	41.832	46.023	256.5	43:02.110
19	1	2:14.236	45.963	42.724	45.549	221.3	45:16.346
20	1	2:13.095	45.365	42.137	45.593	247.7	47:29.441
21	1	2:11.450	44.585	41.563	45.302	250.0	49:40.891
22	1	2:11.111	44.378	41.480	45.253	255.9	51:52.002
23	1	2:12.889	44.880	41.276	46.733	244.9	54:04.891
24	1	2:10.280	44.490	41.106	44.684	240.0	56:15.171
25	1	2:11.951	45.479	41.234	45.238	230.8	58:27.122
26	1	2:13.370	45.150	42.009	46.211	243.8	1:00:40.492
27	1	2:17.918	46.065	42.007	49.846	206.1	1:02:58.410

59		Porsche 911 Carrera RSR 3.0 1974		1.Jean-Louis BONNET		GT1	
1	1	2:49.896	1:08.841	49.010	52.045		2:49.896
2	1	2:29.802	<b>49.888</b>	47.809	52.105	203.0	5:19.698
3	1	2:31.557	50.656	47.929	52.972	200.4	7:51.255
4	1	2:33.717	51.023	49.611	53.083	203.0	10:24.972
5	1	2:35.435	50.867	51.316	53.252	196.4	13:00.407
6	1	2:32.505	51.849	47.728	52.928	190.5	15:32.912
7	1	2:37.821	51.056	51.674	55.091	194.9	18:10.733

62		Chevron B16 1970		1.Michael BIRCH		P-2L	
1	1	2:32.496	1:00.993	44.915	46.588		2:32.496
2	1	2:15.609	46.270	42.201	47.138	231.3	4:48.105
3	1	2:15.509	46.916	41.610	46.983	231.3	7:03.614
4	1	2:15.207	46.141	42.320	46.746	230.8	9:18.821
5	1	2:19.816	47.775	43.965	48.076	232.8	11:38.637
6	1	2:18.604	47.704	43.251	47.649	227.8	13:57.241
7	1	2:17.764	48.093	42.575	47.096	218.2	16:15.005
8	1	2:17.360	46.342	43.489	47.529	235.3	18:32.365
9	1	2:15.174	46.894	42.001	46.279	232.3	20:47.539
10	1	2:14.468	45.516	42.675	46.277	229.3	23:02.007
11	1	2:14.815	46.376	42.020	46.419	223.6	25:16.822
12	1	2:14.593	45.387	42.450	46.756	229.3	27:31.415
13	1	2:16.361	45.825	42.609	47.927	226.9	29:47.776
14	1	4:37.307	47.985	42.791	3:06.531	220.9	34:25.083
15	1	2:24.124	56.477	41.899	45.748	145.9	36:49.207
16	1	2:13.102	45.625	41.452	46.025	233.8	39:02.309
17	1	2:12.201	<b>44.477</b>	42.313	<b>45.411</b>	240.5	41:14.510
18	1	2:13.553	44.819	42.485	46.249	238.4	43:28.063
19	1	2:13.812	44.523	42.956	46.333	237.9	45:41.875
20	1	<b>2:12.045</b>	44.715	<b>41.221</b>	46.109	238.4	47:53.920

64		Porsche 911 Carrera RSR 3.0 (C) 1974		1.Frédéric DUCOURAU		GT1	
1	1	2:47.543	1:06.847	49.002	51.694		2:47.543
2	1	2:29.418	50.658	47.037	51.723	215.6	5:16.961
3	1	2:27.660	48.896	47.543	51.221	216.4	7:44.621
4	1	2:28.843	49.181	47.814	51.848	217.3	10:13.464
5	1	2:30.524	50.077	48.398	52.049	215.6	12:43.988
6	1	2:26.706	49.203	46.516	50.987	204.5	15:10.694
7	1	2:26.400	49.187	46.338	50.875	216.4	17:37.094
8	1	2:24.682	47.927	45.903	50.852	220.9	20:01.776
9	1	2:27.855	50.694	46.098	51.063	219.5	22:29.631
10	1	2:25.968	48.315	46.128	51.525	211.4	24:55.599
11	1	2:24.871	48.624	46.263	49.984	220.4	27:20.470
12	1	2:27.304	49.393	46.867	51.044	199.3	29:47.774
13	1	5:36.030	50.908	46.639	3:58.483	203.0	35:23.804
14	1	2:40.164	59.934	47.203	53.027	133.0	38:03.968
15	1	2:27.429	49.222	46.825	51.382	222.7	40:31.397





# CLASSIC ENDURANCE RACING 1

## MUGELLO CLASSIC RACE

### Sector Analysis

■ Personal Best ■ Session Best B Crossing the finish line in pit lane

Lap	D	Time	Sector 1	Sector 2	Sector 3	T. Spd	Elapsed	Lap	D	Time	Sector 1	Sector 2	Sector 3	T. Spd	Elapsed
16	1	2:26.960	48.205	47.181	51.574	213.0	42:58.357	5	2	2:17.615	47.207	43.596	46.812	239.5	11:44.257
17	1	2:26.717	48.244	47.584	50.889	223.6	45:25.074	6	2	2:17.949	46.316	43.523	48.110	239.5	14:02.206
18	1	2:22.761	48.010	45.162	49.589	225.0	47:47.835	7	2	2:19.715	46.681	43.471	49.563	237.4	16:21.921
19	1	2:23.291	47.205	45.158	50.928	217.7	50:11.126	8	2	2:22.591	47.944	45.406	49.241	229.3	18:44.512
20	1	2:23.932	48.195	45.305	50.432	220.0	52:35.058	9	2	2:20.615	47.598	44.225	48.792	220.4	21:05.127
21	1	2:26.050	49.137	45.838	51.075	212.6	55:01.108	10	2	11:44.398B	47.827	46.099	...	228.8	32:49.525
22	1	2:24.189	47.728	46.101	50.360	221.8	57:25.297	11	1	2:33.076	58.008	45.009	50.059	145.9	35:22.601
23	1	2:25.220	48.327	46.450	50.443	217.7	59:50.517	12	1	2:22.022	47.808	44.471	49.743	216.0	37:44.623
24	1	2:31.135	47.418	46.551	57.166	217.7	1:02:21.652	13	1	2:18.576	46.450	43.276	48.850	233.3	40:03.199

**68** Porsche 911 Carrera RSR 3.0 1974  
1. Claudio RODDARO GT1

1	1	2:27.519	58.940	42.490	46.089		2:27.519
2	1	2:11.510	44.374	41.321	45.815	224.1	4:39.029
3	1	2:11.940	44.501	41.533	45.906	223.1	6:50.969
4	1	2:14.290	45.498	41.877	46.915	224.1	9:05.259
5	1	2:18.474	50.411	41.865	46.198	223.6	11:23.733
6	1	2:15.457	46.683	42.135	46.639	227.4	13:39.190
7	1	2:14.006	45.921	41.509	46.576	222.2	15:53.196
8	1	2:21.857	45.919	42.558	53.380	221.3	18:15.053

**75** Chevron B16 1970  
1. Ted TUPPEN P-2L

1	1	3:12.319B	57.759	42.909	1:31.651		3:12.319
2	1	2:24.820	55.999	42.168	46.653	145.0	5:37.139
3	1	2:12.692	44.750	41.700	46.242	223.1	7:49.831
4	1	2:16.442	46.682	43.398	46.362	225.0	10:06.273
5	1	2:14.380	45.856	42.144	46.380	224.5	12:20.653
6	1	2:14.415	46.139	42.098	46.178	223.6	14:35.068
7	1	2:11.739	44.533	41.091	46.115	225.5	16:46.807
8	1	2:14.659	47.337	41.284	46.038	225.5	19:01.466
9	1	2:11.316	44.054	41.043	46.219	224.5	21:12.782
10	1	2:12.320	44.687	41.799	45.834	225.0	23:25.102
11	1	2:10.869	44.178	40.604	46.087	224.1	25:35.971
12	1	2:10.849	44.302	40.293	46.254	224.5	27:46.820
13	1	4:37.121B	44.878	39.855	3:12.388	226.4	32:23.941
14	1	2:24.425	56.287	42.109	46.029	135.8	34:48.366
15	1	2:10.182	44.562	40.403	45.217	222.2	36:58.548
16	1	2:10.547	45.022	40.551	44.974	225.5	39:09.095
17	1	2:10.522	44.272	41.009	45.241	225.5	41:19.617
18	1	2:09.646	43.914	40.867	44.865	225.5	43:29.263
19	1	2:10.593	44.048	41.208	45.337	225.9	45:39.856
20	1	2:10.901	44.370	41.069	45.462	225.5	47:50.757
21	1	2:12.586	44.381	42.500	45.705	224.1	50:03.343
22	1	2:10.390	44.388	40.714	45.288	223.6	52:13.733
23	1	2:10.687	43.741	41.330	45.616	224.5	54:24.420
24	1	2:11.871	44.349	42.247	45.275	223.6	56:36.291
25	1	2:13.693	44.745	42.274	46.674	225.0	58:49.984
26	1	2:16.003	46.061	42.638	47.304	216.9	1:01:05.987
27	1	2:16.956	45.120	42.215	49.621	216.9	1:03:22.943

**76** Ford GT40 1966  
1. Marc DONCIEUX GT1  
2. Jules DONCIEUX

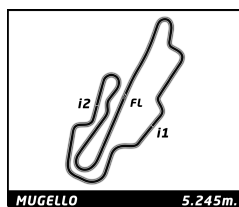
1	2	2:33.974	1:02.201	44.390	47.383		2:33.974
2	2	2:19.006	46.803	44.214	47.989	227.4	4:52.980
3	2	2:16.644	46.595	42.578	47.471	225.9	7:09.624
4	2	2:17.018	46.515	42.615	47.888	240.0	9:26.642

**77** Porsche 911 Carrera RSR 3.0 1974  
1. Daniele PERFETTI GT1

1	1	2:21.788	54.784	41.185	45.819		2:21.788
2	1	2:10.040	44.107	40.507	45.426	225.9	4:31.828
3	1	2:10.596	44.218	40.870	45.508	226.9	6:42.424
4	1	2:16.274	45.410	44.022	46.842	226.9	8:58.698
5	1	2:18.329	47.548	44.251	46.530	218.6	11:17.027
6	1	2:17.280	48.248	42.389	46.643	219.1	13:34.307
7	1	2:12.390	45.129	41.581	45.680	221.3	15:46.697
8	1	2:12.054	44.209	41.380	46.465	225.5	17:58.751
9	1	2:13.953	44.666	41.489	47.798	223.1	20:12.704
10	1	2:12.185	44.733	41.271	46.181	228.3	22:24.889
11	1	2:12.113	45.118	40.863	46.132	221.8	24:37.002
12	1	2:11.386	44.731	41.294	45.361	227.8	26:48.388
13	1	2:10.941	45.287	40.149	45.505	219.1	28:59.329
14	1	2:10.101	44.401	40.261	45.439	220.4	31:09.430
15	1	2:32.874B	45.085	40.793	1:06.996	219.1	33:42.304
16	1	4:14.895	2:49.416	39.992	45.487	141.5	37:57.199
17	1	2:09.889	44.794	40.029	45.066	221.3	40:07.088
18	1	2:09.827	43.853	40.431	45.543	223.6	42:16.915
19	1	2:11.388	44.593	41.012	45.783	225.5	44:28.303
20	1	2:09.873	44.113	40.540	45.220	230.3	46:38.176
21	1	2:10.608	44.381	40.875	45.352	227.8	48:48.784
22	1	2:18.517	51.866	41.033	45.618	225.5	51:07.301
23	1	2:11.668	44.737	41.638	45.293	223.6	53:18.969
24	1	2:11.267	45.040	40.532	45.695	223.1	55:30.236
25	1	2:12.432	44.213	42.219	46.000	227.8	57:42.668
26	1	2:11.946	44.991	40.732	46.223	226.9	59:54.614
27	1	2:15.343	44.865	41.654	48.824	224.5	1:02:09.957

**78** Porsche 911 Carrera RSR 3.0 (C) 1974  
1. Roberto BENUCCI GT1  
2. Enrico MELLI

1	1	2:38.785	1:04.315	45.879	48.591		2:38.785
2	1	2:22.298	48.475	44.799	49.024	219.5	5:01.083
3	1	2:25.784	49.268	45.821	50.695	213.4	7:26.867
4	1	2:29.749	51.090	48.026	50.633	208.1	9:56.616
5	1	2:29.258	49.862	46.845	52.551	213.4	12:25.874
6	1	2:26.233	49.647	45.961	50.625	205.3	14:52.107
7	1	2:27.161	49.624	47.001	50.536	215.6	17:19.268
8	1	2:24.829	49.174	45.361	50.294	211.4	19:44.097



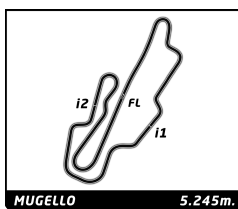
# CLASSIC ENDURANCE RACING 1

## MUGELLO CLASSIC RACE

### Sector Analysis

■ Personal Best ■ Session Best B Crossing the finish line in pit lane

Lap	D	Time	Sector 1	Sector 2	Sector 3	T. Spd	Elapsed	Lap	D	Time	Sector 1	Sector 2	Sector 3	T. Spd	Elapsed
9	1	2:25.539	48.755	46.947	49.837	210.9	22:09.636	25	2	2:12.667	44.939	41.054	46.674	229.8	1:00:02.677
10	1	2:24.014	48.836	45.455	49.723	215.1	24:33.650	26	2	2:17.471	44.949	41.170	51.352	224.1	1:02:20.148
11	1	2:25.030	49.377	45.664	49.989	208.5	26:58.680	<b>89</b> McLaren M6B 1968 1. Max BANKS P+2L 2. Andrew BANKS							
12	1	2:23.409	49.034	44.850	49.525	209.7	29:22.089	1	2	2:04.470	44.711	37.706	42.053		2:04.470
13	1	4:43.124 B	49.130	45.272	3:08.722	210.5	34:05.213	2	2	2:00.382	40.688	37.936	41.758	264.1	4:04.852
14	2	2:26.435	54.395	43.437	48.603	149.4	36:31.648	3	2	2:00.540	40.871	37.722	41.947	263.4	6:05.392
15	2	2:18.135	45.912	44.670	47.553	220.0	38:49.783	4	2	2:00.821	40.808	37.904	42.109	265.4	8:06.213
16	2	2:14.946	45.855	41.706	47.385	220.0	41:04.729	5	2	2:02.576	41.250	38.640	42.686	259.0	10:08.789
17	2	2:14.687	45.463	41.933	47.291	219.5	43:19.416	6	2	2:05.536	43.431	39.467	42.638	267.3	12:14.325
18	2	2:14.793	44.999	41.721	48.073	221.3	45:34.209	7	2	2:02.347	41.569	37.530	43.248	264.1	14:16.672
19	2	2:17.157	45.199	44.053	47.905	217.7	47:51.366	8	2	2:01.231	41.012	37.585	42.634	266.0	16:17.903
20	2	2:17.483	46.698	42.407	48.378	217.3	50:08.849	9	2	2:05.611	43.976	39.192	42.443	210.1	18:23.514
21	2	2:15.326	45.882	41.949	47.495	213.4	52:24.175	10	2	2:03.327	41.048	39.429	42.850	268.7	20:26.841
22	2	2:15.948	45.972	42.052	47.924	216.0	54:40.123	11	2	2:02.723	41.716	38.719	42.288	269.3	22:29.564
23	2	2:16.727	46.559	42.787	47.381	217.7	56:56.850	12	2	2:03.152	41.581	39.260	42.311	262.8	24:32.716
24	2	2:15.650	45.717	42.442	47.491	221.3	59:12.500	13	2	2:01.475	41.105	38.107	42.263	267.3	26:34.191
25	2	2:19.713	46.968	44.082	48.663	214.3	1:01:32.213	14	2	2:02.468	41.419	38.685	42.364	263.4	28:36.659
26	2	2:17.019	46.212	42.740	48.067	217.3	1:03:49.232	15	2	4:24.365 B	40.587	37.943	3:05.835	262.8	33:01.024
<b>80</b> Chevron B19 1971 1. Xavier MICHEL P-2L								<b>97</b> Chevron B19 1971 1. Emmanuel BRIGAND P-2L							
1	1	2:16.320	51.526	40.520	44.274		2:16.320	1	1	2:14.870	51.127	40.114	43.629		2:14.870
2	1	2:05.964	43.282	39.225	43.457	244.9	4:22.284	2	1	2:06.447	42.862	39.356	44.229	227.8	4:21.317
3	1	2:06.074	43.642	39.077	43.355	245.5	6:28.358	3	1	2:05.260	43.365	38.473	43.422	231.3	6:26.577
4	1	2:03.916	42.199	38.564	43.153	243.2	8:32.274	4	1	2:05.815	43.514	38.690	43.611	226.9	8:32.392
5	1	5:35.999 B	51.266			241.1	14:08.273	5	1	2:04.453	42.671	38.508	43.274	227.4	10:36.845
6	1	2:26.691	58.542	42.209	45.940	129.5	16:34.964	6	1	2:06.770	42.809	38.907	45.054	228.8	12:43.615
7	1	2:09.495	42.931	40.057	46.507	240.5	18:44.459	7	1	2:06.472	42.886	39.113	44.473	225.9	14:50.087
8	1	2:09.906	43.963	40.309	45.634	235.8	20:54.365	8	1	2:06.306	42.890	39.098	44.318	227.4	16:56.393
9	1	2:12.984	44.785	42.559	45.640	242.2	23:07.349	9	1	2:06.352	42.905	39.281	44.166	226.4	19:02.745
1	1	2:32.666	1:00.715	44.167	47.784		2:32.666	10	1	2:07.234	43.673	39.147	44.414	225.9	21:09.979
2	1	2:20.196	47.220	44.672	48.304	221.3	4:52.862	11	1	2:07.641	43.320	38.687	45.634	225.5	23:17.620
3	1	2:20.184	47.961	44.789	47.434	209.7	7:13.046	12	1	2:08.506	43.126	39.219	46.161	225.0	25:26.126
4	1	2:20.241	47.431	44.062	48.748	228.8	9:33.287	13	1	2:06.463	42.985	39.348	44.130	226.9	27:32.589
5	1	2:22.625	48.737	45.526	48.362	225.9	11:55.912	14	1	4:26.046 B	43.387	39.262	3:03.397	225.5	31:58.635
6	1	2:22.747	47.785	45.558	49.404	221.8	14:18.659	15	1	2:17.104	54.792	38.450	43.862	146.5	34:15.739
7	1	2:22.005	48.815	45.137	48.053	223.6	16:40.664	16	1	2:05.566	43.028	38.652	43.886	223.6	36:21.305
8	1	2:19.979	46.438	44.656	48.885	223.6	19:00.643	17	1	2:08.827	44.862	39.749	44.216	228.8	38:30.132
9	1	2:22.801	49.103	44.930	48.768	219.1	21:23.444	18	1	2:05.995	43.004	38.876	44.115	224.1	40:36.127
10	1	2:19.997	47.376	44.500	48.121	217.7	23:43.441	19	1	2:07.642	43.540	39.917	44.185	224.5	42:43.769
11	1	2:20.952	47.870	45.114	47.968	222.2	26:04.393								
12	1	2:18.637	46.467	44.451	47.719	224.5	28:23.030								
13	1	4:21.869 B	46.873	44.424	2:50.572	222.7	32:44.899								
14	2	2:45.462	1:15.871	41.954	47.637	144.8	35:30.361								
15	2	2:17.207	47.317	42.773	47.117	217.3	37:47.568								
16	2	2:13.230	44.597	42.352	46.281	229.3	40:00.798								
17	2	2:13.279	45.245	41.204	46.830	227.4	42:14.077								
18	2	2:12.930	45.759	40.986	46.185	232.3	44:27.007								
19	2	2:14.195	46.147	41.772	46.276	230.8	46:41.202								
20	2	2:11.687	44.312	41.138	46.237	229.8	48:52.889								
21	2	2:14.081	44.937	42.462	46.682	224.1	51:06.970								
22	2	2:14.839	45.962	42.514	46.363	223.6	53:21.809								
23	2	2:13.007	44.547	41.673	46.787	231.3	55:34.816								
24	2	2:15.194	44.707	42.701	47.786	226.9	57:50.010								



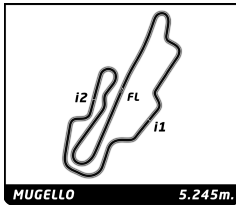
# CLASSIC ENDURANCE RACING 1

## MUGELLO CLASSIC RACE

### Sector Analysis

Personal Best Session Best B Crossing the finish line in pit lane

Lap	D	Time	Sector 1	Sector 2	Sector 3	T. Spd	Elapsed	Lap	D	Time	Sector 1	Sector 2	Sector 3	T. Spd	Elapsed	
<b>110</b>	Lola T70 Mk.3 1967 1.Philippe GIAUQUE P+2L							12	1	2:13.595	44.631	43.372	45.592	257.1	26:50.367	
	1	2:12.731	48.863	39.855	44.013		2:12.731	13	1	5:03.959B	45.554	43.046	3:35.359	237.4	31:54.326	
	2	2:05.128	42.254	39.639	43.235	264.1	4:17.859	14	1	2:24.145	54.906	42.470	46.769	149.4	34:18.471	
	3	2:04.534	41.854	39.258	43.422	264.7	6:22.393	15	1	2:14.311	45.495	42.869	45.947	258.4	36:32.782	
	4	2:04.691	41.862	39.173	43.656	264.7	8:27.084	16	1	2:14.566	45.431	43.733	45.402	236.3	38:47.348	
	5	2:04.791	41.776	39.493	43.522	264.1	10:31.875	17	1	2:12.682	44.438	42.778	45.466	260.2	41:00.030	
	6	2:05.838	41.725	40.261	43.852	265.4	12:37.713	18	1	2:11.732	44.468	41.849	45.415	261.5	43:11.762	
	7	2:05.750	42.063	40.204	43.483	266.7	14:43.463	19	1	2:13.014	45.290	42.642	45.082	262.8	45:24.776	
	8	2:05.369	42.237	39.543	43.589	266.7	16:48.832	20	1	2:11.149	44.409	41.588	45.152	261.5	47:35.925	
								21	1	2:11.344	44.152	41.870	45.322	259.6	49:47.269	
								22	1	2:11.537	44.736	41.750	45.051	254.1	51:58.806	
								23	1	2:12.115	44.678	41.776	45.661	260.2	54:10.921	
								24	1	2:12.054	44.880	42.018	45.156	255.9	56:22.975	
								25	1	2:11.096	44.274	41.713	45.109	260.9	58:34.071	
								26	1	2:10.822	44.078	41.347	45.397	260.2	1:00:44.893	
								27	1	2:13.827	43.699	41.997	48.131	259.0	1:02:58.720	
<b>140</b>	Lola T212 1971 1.Gonçalo GOMES P-2L 2.James CLARIDGE							1	1	2:17.485	52.218	40.742	44.525		2:17.485	
	2	2:06.736	42.876	40.037	43.823	236.3	4:24.221	2	1	2:11.095	44.996	40.277	45.822	222.2	4:36.229	
	3	2:09.198	43.141	40.389	45.668	232.8	6:33.419	3	1	2:09.937	43.822	40.158	45.957	222.2	6:46.166	
	4	2:09.081	43.168	39.806	46.107	228.8	8:42.500	4	1	2:17.508	45.825	42.878	48.805	221.3	9:03.674	
	5	2:09.306	43.017	41.323	44.966	225.5	10:51.806	5	1	2:19.086	48.346	43.752	46.988	216.4	11:22.760	
	6	2:10.501	43.736	40.703	46.062	225.9	13:02.307	6	1	2:13.732	46.111	41.297	46.324	224.5	13:36.492	
	7	2:11.428	45.024	40.361	46.043	222.2	15:13.735	7	1	2:11.848	44.251	41.373	46.224	223.1	15:48.340	
	8	2:09.889	44.116	39.818	45.955	229.8	17:23.624	8	1	2:10.494	43.503	40.878	46.113	225.0	17:58.834	
	9	2:11.588	44.811	40.970	45.807	227.8	19:35.212	9	1	2:09.086	44.077	39.867	45.142	224.5	20:07.920	
	10	2:11.366	44.343	41.052	45.971	225.9	21:46.578	10	1	2:09.285	44.387	39.852	45.046	221.8	22:17.205	
	11	2:08.976	43.772	40.766	44.438	225.0	23:55.554	11	1	2:07.596	43.353	39.352	44.891	218.2	24:24.801	
	12	4:37.153B	43.807	41.863	3:11.483	226.4	28:32.707	12	1	2:07.849	43.291	39.471	45.087	223.1	26:32.650	
	13	2:14.015	53.051	37.645	43.319	156.1	30:46.722	13	1	2:08.442	44.034	39.327	45.081	221.8	28:41.092	
	14	2:01.668	41.621	36.882	43.165	229.3	32:48.390	14	1	2:07.836	42.732	39.384	45.720	220.4	30:48.928	
	15	2:02.287	41.356	37.800	43.131	228.8	34:50.677	15	1	4:26.702B	43.090	39.588	3:04.024	221.3	35:15.630	
	16	2:01.345	41.168	36.598	43.579	236.3	36:52.022	16	1	2:20.950	53.385	40.486	47.079	146.9	37:36.580	
	17	2:02.124	41.435	37.448	43.241	236.3	38:54.146	17	1	2:09.326	43.882	40.242	45.202	220.0	39:45.906	
	18	2:03.192	41.472	39.036	42.684	236.8	40:57.338	18	1	2:08.877	43.485	40.240	45.152	221.3	41:54.783	
	19	2:01.608	40.785	37.908	42.915	233.8	42:58.946	19	1	2:08.259	43.177	40.094	44.988	225.5	44:03.042	
	20	2:04.386	41.746	38.782	43.858	246.6	45:03.332	20	1	2:09.578	44.962	39.661	44.955	227.8	46:12.620	
	21	2:01.924	41.270	37.796	42.858	240.5	47:05.256	21	1	2:07.825	43.263	39.731	44.831	224.1	48:20.445	
	22	2:03.507	42.068	38.578	42.861	234.8	49:08.763	22	1	2:07.442	43.109	39.202	45.131	223.1	50:27.887	
	23	2:03.017	42.197	37.730	43.090	234.3	51:11.780	23	1	2:08.823	43.545	40.201	45.077	225.0	52:36.710	
	24	2:04.098	41.640	39.416	43.042	234.8	53:15.878	24	1	2:08.024	42.703	40.209	45.112	226.4	54:44.734	
	25	2:02.892	41.416	38.235	43.241	235.8	55:18.770	25	1	2:08.476	43.000	40.322	45.154	229.3	56:53.210	
	26	2:03.278	41.471	37.373	44.434	235.8	57:22.048	26	1	2:08.718	43.701	39.309	45.708	225.0	59:01.928	
	27	2:05.427	41.313	40.555	43.559	236.3	59:27.475	27	1	2:07.559	43.014	39.204	45.341	218.6	1:01:09.487	
	28	2:04.707	41.983	37.855	44.869	226.4	1:01:32.182	28	1	2:10.753	44.270	39.939	46.544	221.3	1:03:20.240	
	29	2:04.246	42.007	38.014	44.225	230.8	1:03:36.428									
<b>160</b>	Ford GT40 (C) 1969 1.Damien KOHLER GT1							1	1	2:23.518	56.204	42.304	45.010		2:23.518	
	2	2:10.201	44.201	41.208	44.792	246.0	4:33.719	2	1	2:09.068	43.918	40.628	44.522	257.1	6:42.787	
	3	2:19.793	46.626	44.320	48.847	234.8	9:02.580	3	1	2:11.342	44.410	41.787	45.145	252.3	11:22.791	
	4	2:20.211	49.097	45.520	45.594	235.8	11:22.791	4	1	2:11.691	45.407	41.542	44.742	259.6	13:34.482	
	5	2:11.691	45.407	41.542	44.742	259.6	13:34.482	5	1	2:11.342	44.410	41.787	45.145	252.3	15:45.824	
	6	2:11.342	44.410	41.787	45.145	252.3	15:45.824	6	1	2:11.899	44.228	42.058	45.613	259.0	17:57.723	
	7	2:11.899	44.228	42.058	45.613	259.0	17:57.723	7	1	2:13.697	45.110	41.885	46.702	237.9	20:11.420	
	8	2:13.697	45.110	41.885	46.702	237.9	20:11.420	8	1	2:11.957	44.103	41.962	45.892	259.6	22:23.377	
	9	2:11.957	44.103	41.962	45.892	259.6	22:23.377	9	1	2:13.395	44.414	42.163	46.818	256.5	24:36.772	
	10	2:13.395	44.414	42.163	46.818	256.5	24:36.772									
<b>214</b>	McLaren M8C 1970 1.Stefano ROSINA P+2L							1	1	7:49.469B	59.437	1:01.196	5:48.836		7:49.469	
	2	2:29.623	58.525	44.129	46.969	128.6	10:19.092	2	1	2:16.541	46.818	42.950	46.773	206.1	12:35.633	
	3	2:18.174	47.140	42.587	48.447	232.3	14:53.807	3	1	2:18.174	47.140	42.587	48.447	232.3	14:53.807	
	4	2:18.174	47.140	42.587	48.447	232.3	14:53.807									
<b>690</b>	Chevron B8 1969 1.Roger WHITESIDE P-2L															



# CLASSIC ENDURANCE RACING 1

## MUGELLO CLASSIC

### RACE

### Sector Analysis

■ Personal Best ■ Session Best B Crossing the finish line in pit lane

Lap	D	Time	Sector 1	Sector 2	Sector 3	T. Spd	Elapsed	Lap	D	Time	Sector 1	Sector 2	Sector 3	T. Spd	Elapsed
1	1	2:41.462	1:05.622	46.153	49.687		2:41.462								
2	1	2:24.051	48.977	44.598	50.476	215.6	5:05.513								
3	1	2:24.201	48.721	44.392	51.088	210.5	7:29.714								
4	1	2:24.827	48.375	45.828	50.624	209.7	9:54.541								
5	1	2:26.648	49.320	46.615	50.713	207.7	12:21.189								
6	1	2:25.386	49.308	44.891	51.187	213.9	14:46.575								
7	1	2:25.565	49.840	45.360	50.365	212.2	17:12.140								
8	1	2:22.947	47.733	45.069	50.145	212.2	19:35.087								
9	1	2:25.600	50.239	45.942	49.419	210.5	22:00.687								
10	1	2:25.461	48.260	44.073	53.128	208.1	24:26.148								
11	1	2:20.683	47.476	44.009	49.198	211.8	26:46.831								
12	1	2:25.501	51.681	44.381	49.439	211.4	29:12.332								
13	1	2:57.299 <b>B</b>	49.539	43.585	1:24.175	190.8	32:09.631								
14	1	4:45.859	3:11.733	44.443	49.683	113.8	36:55.490								
15	1	2:20.838	47.978	44.366	48.494	214.7	39:16.328								
16	1	2:20.675	47.339	43.825	49.511	215.1	41:37.003								
17	1	2:22.310	46.982	44.646	50.682	216.4	43:59.313								
18	1	2:25.837	50.666	46.233	48.938	220.9	46:25.150								
19	1	2:19.484	47.442	42.860	49.182	213.9	48:44.634								
20	1	2:22.879	47.696	45.077	50.106	214.7	51:07.513								
21	1	2:19.418	47.341	43.100	48.977	216.9	53:26.931								
22	1	2:19.085	47.041	42.825	49.219	216.4	55:46.016								
23	1	<b>2:17.169</b>	46.594	<b>42.446</b>	<b>48.129</b>	213.9	58:03.185								
24	1	2:19.468	<b>46.050</b>	44.818	48.600	214.7	1:00:22.653								
25	1	2:22.243	46.585	43.679	51.979	215.1	1:02:44.896								